



AGENDA

REGULAR JOINT MEETINGS

* * *

CLAYTON CITY COUNCIL and OAKHURST GEOLOGICAL HAZARD ABATEMENT DISTRICT (GHAD)

* * *

TUESDAY, June 21, 2016

5:30 P.M.

and

7:00 P.M.

*Hoyer Hall, Clayton Community Library
6125 Clayton Road, Clayton, CA 94517*

Mayor: Howard Geller
Vice Mayor: Jim Diaz

Council Members

Keith Haydon
Julie K. Pierce
David T. Shuey

- A complete packet of information containing staff reports and exhibits related to each public item is available for public review in City Hall located at 6000 Heritage Trail and on the City's Website at least 72 hours prior to the Council meeting.
- Agendas are posted at: 1) City Hall, 6000 Heritage Trail; 2) Library, 6125 Clayton Road; 3) Ohm's Bulletin Board, 1028 Diablo Street, Clayton; and 4) City Website at www.ci.clayton.ca.us
- Any writings or documents provided to a majority of the City Council after distribution of the Agenda Packet and regarding any public item on this Agenda will be made available for public inspection in the City Clerk's office located at 6000 Heritage Trail during normal business hours.
- If you have a physical impairment that requires special accommodations to participate, please call the City Clerk's office at least 72 hours in advance of the meeting at (925) 673-7304.

*** CITY COUNCIL ***
June 21, 2016

5:30 P.M.

1. **CALL TO ORDER AND ROLL CALL** – Mayor Geller.

2. **COUNCIL INTERVIEW OF PLANNING COMMISSION APPLICANTS**

Four (4) candidates to be interviewed individually for three appointed offices with terms expiring on June 30, 2018. ([View Here](#))

- Short Recess -

* * * * *

7:00 P.M. REGULAR PUBLIC MEETING

3. **RECALL TO ORDER THE CITY COUNCIL** – Mayor Geller

4. **PLEDGE OF ALLEGIANCE** – led by Mayor Geller.

5. **CONSENT CALENDAR**

Consent Calendar items are typically routine in nature and are considered for approval by the City Council with one single motion. Members of the Council, Audience, or Staff wishing an item removed from the Consent Calendar for purpose of public comment, question or input may request so through the Mayor.

(a) Approve the minutes of the City Council regular meeting of June 7, 2016.

([View Here](#))

(b) Approve the Financial Demands and Obligations of the City. ([View Here](#))

(c) Adopt a Resolution authorizing the levy of annual real property tax assessments for Community Facility District No. 2006-1 (Downtown Park O & M; Fund No. 211) in Fiscal Year 2016-2017. ([View Here](#))

(d) Adopt a Resolution authorizing the levy of annual real property tax assessments for Community Facility District No. 2007-1 (Citywide Landscape Maintenance District; Fund No. 210) in Fiscal Year 2016-2017. ([View Here](#))

(e) Adopt a Resolution authorizing the levy of annual real property tax assessments for the Middle School Community Facilities District (CFD 1990-1R; Fund No. 420) in Fiscal Year 2016-2017. ([View Here](#))

- (f) Approve the initiation of process for the biennial review of the City's Conflict of Interest Code. ([View Here](#))
- (g) Adopt a Resolution approving a 3-month Addendum 1 to the base Memorandum of Agreement with the Clayton Undesignated Miscellaneous Employees Group effective July 1, 2016 through September 30, 2016, unless replaced sooner by mutual agreement. ([View Here](#))
- (h) Adopt a Resolution approving the Notice of Completion of the local emergency Cardinet Trail Repair Project (CIP No. 10421) performed by G.N. Henley, Inc., in the final amount of \$77,439.53 (Trails and Landscape Maintenance District) repairing significant damages to a portion of the Cardinet Trail, authorize the appropriation of \$2,439.53 from the Landscape Maintenance District's reserves (Fund No. 210) to fund unexpected project cost overruns, and authorize the City Clerk to record the Project's Notice of Completion. ([View Here](#))
- (i) Adopt a Resolution approving a First Amendment to General Counsel Legal Services Agreement between the City of Clayton/Clayton Successor Agency and the law firm of Best Best & Krieger, LLP, for adjustments in legal counsel rates and services. ([View Here](#))

6. RECOGNITIONS AND PRESENTATIONS

- (a) Recognition of outgoing Planning Commissioners Dave Bruzzone, Sandra Johnson and Gregg Manning for their civic services to the City of Clayton. ([View Here](#))

7. REPORTS

- (a) Planning Commission – Commissioner Tuija Catalano.
- (b) Trails and Landscaping Committee – No meeting held.
- (c) City Manager/Staff
- (d) City Council - Reports from Council liaisons to Regional Committees, Commissions and Boards.
- (e) Other

8. PUBLIC COMMENT ON NON - AGENDA ITEMS

Members of the public may address the City Council on items within the Council's jurisdiction, (which are not on the agenda) at this time. To facilitate the recordation of comments, it is requested each speaker complete a speaker card available on the Lobby table and submit it in advance to the City Clerk. To assure an orderly meeting and an equal opportunity for everyone, each speaker is limited to 3 minutes, enforced at the Mayor's discretion. When one's name is called or you are recognized by the Mayor as wishing to speak, the speaker shall approach the public podium and adhere to the time limit. In accordance with State Law, no action may take place on any item not appearing on the posted agenda. The Council may respond to statements made or questions asked, or may at its discretion request Staff to report back at a future meeting concerning the matter.

Public comment and input on Public Hearing, Action Items and other Agenda Items will be allowed when each item is considered by the City Council.

9. **PUBLIC HEARINGS**

- (a) Public Hearing on the proposed City of Clayton Budget for Fiscal Year 2016-17 and its 5-Year Capital Improvement Project Budget (CIP) for Fiscal Years 2016-2021. ([View Here](#))
(Finance Manager)

Staff recommendations: **1)** Receive the staff report and presentation; **2)** Open the Public Hearing and receive public comments; **3)** Close the Public Hearing; and **4)** Provide any final Budget modifications and then by motion adopt the Resolution approving a City Budget for FY 2016-17 and a 5-Year CIP Budget for FYs 2016-2021.

- (b) Public Meeting to consider a Resolution setting, adjusting and approving the City Master Fee Schedule for FY 2016-17 regarding certain user-benefit municipal services and rental of City facilities. ([View Here](#))
(Finance Manager)

Staff recommendations: **1)** Receive the staff report; **2)** Open the Public Meeting and receive public comment; **3)** Close the Public Meeting; and **4)** Following City Council discussion and any modification to the proposed user-benefit fees, by motion adopt the Resolution.

10. **ACTION ITEMS**

- (a) City Council discussion and determination of citizen appointments to three (3) vacancies on the Clayton Planning Commission for two 2-year terms of appointed office from July 1, 2016 through June 30, 2018. ([View Here](#))
(Mayor Geller)

Staff recommendation: Following opportunity for public comment, that Council nominate the three citizens for appointment and then adopt the Resolution appointing those three (3) selected citizens to the Clayton Planning Commission for the two year terms of office.

- (b) Consider a request by the Pacific Coast Farmers' Market Association to relocate the existing Clayton Farmers' Market from its present location on Diablo Street (between Main and Center Streets) to the private parking lot of KinderCare off Main Street for enhanced market visibility from Clayton Road, effective Saturday, July 2, 2016. ([View Here](#))
(Assistant to the City Manager)

Staff recommendation: Following staff presentation and opportunity for public comment, that Council by minute motion approve the relocation of the Clayton Farmers' Market to the private parking lot of Clayton KinderCare, 6095 Main Street.

11. **COUNCIL ITEMS** – limited to requests and directives for future meetings.
12. **RECESS THE CITY COUNCIL MEETING** – Mayor Geller
(until after the conclusion of the Oakhurst Geological Hazard Abatement Board meeting)
13. **RECONVENE THE CITY COUNCIL MEETING** – Mayor Geller
14. **CLOSED SESSION**
- (a) Conference with Labor Negotiator
Government Code Section 54957.6
Instructions to City-designated labor negotiator: City Manager
1. Employee Organization: Miscellaneous City Employees (Undesignated Group)
- Report out from Closed Session: Mayor Geller
15. **ADJOURNMENT**– the next regularly scheduled City Council meeting is July 5, 2016.

#

*** OAKHURST GEOLOGICAL HAZARD ABATEMENT DISTRICT ***
June 21, 2016

1. CALL TO ORDER AND ROLL CALL – Chairman Haydon.

2. CONSENT CALENDAR

Consent Calendar items are typically routine in nature and are considered for approval by the Board with one single motion. Members of the Board, Audience, or Staff wishing an item removed from the Consent Calendar for purpose of public comment, question or input may request so through the Chair.

- (a) Approve the Board of Directors' minutes for its regular meeting December 1, 2015. ([View Here](#))
- (b) Adopt a Resolution approving a First Amendment to General Counsel Legal Services Agreement between the Oakhurst Geological Hazard Abatement District (GHAD) and the law firm of Best Best & Krieger, LLP, for adjustments in general counsel rates and services. ([View Here](#))

3. PUBLIC COMMENTS

Members of the public may address the District Board of Directors on items within the Board's jurisdiction, (which are not on the agenda) at this time. To facilitate the recordation of comments, it is requested each speaker complete a speaker card available on the Lobby table and submit it in advance to the Secretary. To assure an orderly meeting and an equal opportunity for everyone, each speaker is limited to 3 minutes, enforced at the Chair's discretion. When one's name is called or you are recognized by the Chair as wishing to speak, the speaker shall approach the public podium and adhere to the time limit. In accordance with State Law, no action may take place on any item not appearing on the posted agenda. The Board may respond to statements made or questions asked, or may at its discretion request Staff to report back at a future meeting concerning the matter.

Public comment and input on Public Hearing, Action Items and other Agenda Items will be allowed when each item is considered by the Board.

4. PUBLIC HEARINGS - None.

5. ACTION ITEMS

- (a) Presentation and consideration of a Resolution to approve the proposed Oakhurst Geological Hazard Abatement District (GHAD) Budget for Fiscal Year 2016-17 and set a Public Hearing to be held on July 19, 2016 to consider the levy of the corresponding real property tax assessments in FY 2016-17. ([View Here](#))
(District Manager)

Staff recommendation: **1)** Receive the District Manager's report; **2)** Receive public comments; and **3)** Adopt the Resolution approving the District's Budget for FY 2016-17, which action includes setting July 19, 2016 as the Public Hearing date on the proposed GHAD real property tax assessments for FY 2016-17.

6. **BOARD ITEMS** – limited to requests and directives for future meetings.

7. **ADJOURNMENT** – the next meeting of the GHAD Board of Directors will be July 19, 2016.
#

Planning Commission Interview Schedule

5:45 p.m. – Robert Scrosati

6:00 p.m. – Jerry Waitrovich

6:15 p.m. – Amy Hines-Shaikh

6:30 p.m. – Dale Davis

Applicants:

Please have a seat outside the Council Chambers in the Library Lobby. Our City Clerk will be out to get you when the Council interview is ready.

Thank you!

MINUTES
OF THE
REGULAR MEETING
CLAYTON CITY COUNCIL

Agenda Date: 6-21-2016

Agenda Item: 5a

TUESDAY, June 7, 2016

1. **CALL TO ORDER & ROLL CALL** – The meeting was called to order at 7:01 p.m. by Mayor Geller in Hoyer Hall, Clayton Community Library, 6125 Clayton Road, Clayton, CA. Councilmembers present: Mayor Geller, Vice Mayor Diaz and Councilmember Pierce. Councilmembers absent: Councilmember Haydon and Shuey. Staff present: City Manager Gary Napper, City Attorney Mala Subramanian, Community Development Director Mindy Gentry, Finance Manager Kevin Mizuno and City Clerk/HR Manager Janet Brown.

2. **PLEDGE OF ALLEGIANCE** – led by Mayor Geller.

3. **CONSENT CALENDAR**

It was moved by Vice Mayor Diaz, seconded by Councilmember Pierce, to approve the Consent Calendar as submitted. (Passed; 3-0 vote).

- (a) Approved the minutes of the City Council's regular meeting of May 17, 2016.
- (b) Approved the Financial Demands and Obligations of the City.
- (c) Adopted Resolution No. 26-2016 accepting grant funds in the amount of \$34,206 from the California Department of Alcoholic Beverage Control for a City of Clayton 2016-2017 Grant Assistant Program to conduct a local law enforcement "Teaching and Enforcing Alcohol-related Matters" project ("TEAM").
- (d) Accepted with regret the voluntary resignation of Ms. April Winship from the City Council appointed citizens advisory Trails and Landscaping Committee.
- (e) Adopted Resolution No. 27-2016 authorizing City participation in and approving a Memorandum of Understanding with the County of Contra Costa and other participating Contra Costa cities regarding its preparation of a technical study of electrical load data for the potential formation of a Community Choice Energy Program for alternative energy supplies.
- (f) Approved the denial of a liability claim filed against the City by Mr. Mike Laughlin and authorize the City Clerk to send the notice of rejection.
- (g) Approved Amendment No. 1 to the Master Use [Permit] Agreement between the City and the Clayton Business and Community Association (CBCA) to incorporate the addition of the CBCA-sponsored Rib Cook-Off event in August each year.

4. RECOGNITIONS AND PRESENTATIONS

- (a) Certificates of Recognition to “Do the Right Thing” public school students selected for exemplifying the character trait of “Integrity” for March and April 2016.

Mayor Geller and Mt. Diablo Elementary School fourth grade teacher Mrs. Carcamo presented Certificates to students Jake Berger and Katerina Pavlovich.

Mayor Geller and Diablo View Middle School Principal Patti Bannister presented Certificates to students John Parker and Jesse Reyes.

Mayor Geller and Clayton Valley Charter High School Director of Operations, Gregory Hile, presented Certificates to students Hosna Opeyany and requested Mr. Hile to forward Benjamin Schoffstall his certificate.

- (b) Certificates of Recognition to “Do the Right Thing” public school students selected for exemplifying the character trait of “Courage” for May and June 2016.

Mayor Geller and Mt. Diablo Elementary School fifth grade teacher Ms. Baker presented Certificates to students Leilani Barnes, Elaura Wakefield and Sofia Carmichael.

Mayor Geller and Diablo View Middle School Principal Patti Bannister presented Certificates to students Alison Ewing and Gunner Oakley.

Mayor Geller and Clayton Valley Charter High School Director of Operations, Gregory Hile, presented Certificates to students Destiny Rinehart and requested Mr. Hile to forward Shabnum Saleh his certificate.

Mayor Geller then invited Ron Musch, 14th Assembly District Senior Field Representative from Assemblywoman Susan Bonilla’s Office to say a few words. Mr. Musch expressed, on behalf of Assemblywoman Susan Bonilla, how pleased she is with the Clayton City Council and the schools taking the time to recognize Clayton students for various Do The Right Thing character traits. Truly a community pulling together.

- (c) Certificates of Recognition to Clayton Valley Charter High School students Sarah Louis and Miya Adolphson, and Visual Arts teacher Evan Hughes, for their design and development of Clayton Police Officer “baseball trading cards” for use in the Department’s community policing program.

Police Chief Chris Wenzel thanked Visual Arts teacher Evan Hughes and students Sarah Louis and Miya Adolphson for the development of the Clayton Police Officer “baseball trading cards”, and presented Mr. Evans with the certificates. Mr. Evans advised Sarah and Miya were unable to attend this evening, however he will be sure to forward the certificates.

5. REPORTS

- (a) Planning Commission – No meeting held.

- (b) Trails and Landscaping Committee – Public meeting held May 17, 2016.
No Committee Member available to report.

- (c) City Manager/Staff – No Report.

- (d) City Council - Reports from Council liaisons to Regional Committees, Commissions and Boards.

Vice Mayor Diaz attended the Contra Costa Fire Protection District's 49th Academy Graduation, the Contra Costa Water District Board meeting, the Clayton Business and Community Association's Art and Wine Festival wrap-up meeting, the Trails and Landscaping Committee meeting, the League of California Cities East Bay Division meeting, the Contra Costa County Mayors' Conference, and the League of California Cities Public Safety Policy Committee meeting. Mr. Diaz also attended the Clayton Valley Charter High School graduation, Saturday Concerts in The Grove, and he voted at City Hall using the Absentee Ballot box which was very convenient.

Councilmember Pierce represented the Contra Costa Transportation Authority in meetings at Washington D.C., the Association of Bay Area Governments and Metropolitan Transportation Commission merger meetings, the City's 4th of July Committee meeting, Regional Planning Bay Area Governments, a Marsh Creek Trail meeting, and the Memorial Day Ceremony. Ms. Pierce also requested that at the next regular City Council meeting that an item be placed on the agenda to adopt a resolution of support of the concept of the Marsh Creek Trails system.

Mayor Geller attended a Clayton Valley Village meeting, the Contra Costa Mayors' Conference, a Clayton Business and Community Association general membership meeting, the Memorial Day event, the Clayton Farmers' Market, assisted the Police Chief in passing out ice cream at Mt. Diablo Elementary School, the Saturday Concerts in The Grove featuring Garratt Wilkin and The Parrotheads which raised \$1,645.00 in patron donations, and he voted in the June 7 Election.

- (e) Other – None.

6. PUBLIC COMMENT ON NON - AGENDA ITEMS

Cindy Gilmore, 1874 Eagle Peak Avenue, advised this is her third time speaking about the machines that were installed in the City Parks that make high-pitched sounds which target young ears in an effort to reduce vandalism. Although they are no longer running 24/7, they are still on at night. The City Manager has also said when school is out they may turn it back on at the gazebo at 3:30 p.m. My first area of concern is children are reporting to their parents that the noise machines are painful, "Mommy it's too painful to stay at the park", one mother reported. Secondly, children are reporting to their parents they hear this painful tone in the grassy areas and other areas of the park, not just the targeted areas of the gazebo and play structure. She believes continuing to run a painful noise machine which is designed to be audible only to young ears, constitutes illegal age discrimination. The 8th Amendment of the Constitution forbids the use of cruel and unusual punishment; inflicting high frequency tones on the ears of children at a public park falls under this category, in the minds of most people. Article 5 of the UN Declaration of Human Rights also prohibits punishments for cruel criminal activity involves pain or torture. Although the City Manager stated that no studies exist on the potential side effects of exposure to painful high frequency tones, Sarah Reeve has cited several studies which found a connection to harmful side effects. From a Wikipedia article on directed energy weapons, researchers have concluded that generating pain through the auditory system using high intensity sounds risks permanent hearing damage. There were many other side effects including vertigo, nausea and damage to other body tissues including the brain, heart and lung tissue damage. She feels that our city government is labeling all children as vandals simply because a few children are vandals; and it may be patrons from one of the local bars committing the vandalism.

While she is sympathetic to the issue of vandalism occurring in the City parks, it is unreasonable to employ a high pitched sonar weapon against all children in our city. The act of trying to keep children out of our parks is not consistent with the type of city we want to be. These painful noise producing machines should be immediately removed from all city parks in the City of Clayton. She urged the City to please refrain from turning them on at 3:30 p.m.

7. **PUBLIC HEARINGS** – None.

8. **ACTION ITEMS**

- (a) Consider the Second Reading and adoption of a proposed City-initiated Ordinance No. 462 extending the existing time extension waiver of certain on-site parking relief in Clayton Town Center area for an additional three years through June 30, 2019.

Community Development Director Mindy Gentry presented the staff report noting this is the second reading of the parking waiver extension at Clayton Town Center through June 30, 2019.

Mayor Geller opened the matter for public comments; no comments were offered.

It was moved by Councilmember Pierce, seconded by Vice Mayor Diaz, to have the City Clerk read Ordinance No. 462, by title and number and waive further reading. (Passed; 3-0 vote).

The City Clerk read Ordinance No. 462 by title and number only.

It was moved by Councilmember Pierce, seconded by Vice Mayor Diaz, to approve Ordinance No. 462 as for adoption, with findings the action does not constitute a project under CEQA. (Passed; 3-0 vote).

- (b) Consider the Introduction/Presentation of the proposed City of Clayton Budgets for Fiscal Year 2016-17 and set the date of Tuesday, June 21, 2016 as a Public Hearing for review and adoption of the proposed City Budget.

Finance Manager Kevin Mizuno presented the staff report with a slideshow highlighting the proposed 2016-17 City of Clayton City Budget. Mr. Mizuno advised that Fiscal Year 2016 was very successful and conformed with the City's Mission Statement. The 2016-17 Budget put together a budget plan to meet the needs of the community with ongoing limited resources. Mr. Mizuno outlined a 5-Year Budget trend displaying the General Fund, Other Funds, Capital Improvement Program, and the Successor Agencies. Mr. Mizuno advised "Other Funds" include the City's Special Revenue (9), Internal Service (2), enterprise (1), and Fiduciary Funds (7), excluding the Redevelopment Agency, Successor and Successor Housing Agencies.

The annual increase results from a rise to non-recurring appropriations in the Capital Improvement Project (CIP) and Successor Agency budgets. The Successor Agency's increase in expenditures is attributable to the California Department of Finance finally authorizing repayment of the 1999 Fire Station Note (\$475,000) to the City General Fund in FY 2016-17. The increased CIP Budget was a result of planned project expenditures for the grant-funded 2016 Arterial Street Rehab Project. The Citywide Landscape Maintenance District annual tax is restricted to costs associated with arterial and

specified roadway medians and parkways, the trails system, the annual open space non-native invasive weed abatement in City-owned open space of the area hills, the annual open space and trails weed abatement for fire and public safety, landscape and turf irrigation, and the monthly maintenance and special occasion/holiday operation of the "Clayton Fountain". Maintenance of City Parks is not included as an authorized expense under the Citywide Landscape Maintenance District; those obligations fall to the City's General Fund. To continue this sole funding a special parcel tax (Measure H) has been placed before the voter and must receive two-thirds voter approval for its continuance.

Mr. Mizuno continued to the proposed Total Budget Expenditures noting the top three expenditure categories, as they should be, are the General Fund at 47.37%, Measure J at 22.46%, and the Landscape Maintenance District at 13.70%. The General Fund is the primary funding source of obligations and operations for the City; and Measure J is for a large street rehabilitation project occurring in Fiscal Year 2016-17. Mr. Mizuno provided a chart indicating a General Fund Revenue 16-year trend of budgeted revenues verses a hypothetical revenue gain corresponding to Consumer Price Index increases. This comparison found the difference of anticipated revenues next fiscal year was \$925,629 less than if revenues matched Consumer Price Index increases. This chart summarizes the City's ongoing challenge to meet the needs of the community and growing needs with limited resources.

Mr. Mizuno discussed the second largest General Fund revenue source, next to the Vehicle License Fees (VLF) marking the end of the state's "Triple Flip", which makes up 20.0% of General Fund budgeted revenues, reflects the City's share of the allocation of 1% Ad Valorem Property Tax local, regional and state run agencies. The amount of the tax is based on an annually-determined assessed valuation calculated by the county assessor's office and is paid to the county tax collector. The City of Clayton has ten tax rate areas by current assessed value returning on 6.63% of the full one percent tax back to the General Fund; in this regard, Clayton is categorized as a "Low Property Tax City." For Fiscal Year 2016-17, the City's portion of secured and unsecured property tax revenues are projected at \$882,340, which is an increase of 2.0 % over Fiscal Year 2015-16 projected actuals.

Mr. Mizuno continued to the third largest General Fund revenue source which is the City's allocation of sales and use taxes, making up 11.8% of General Fund revenues. This is a tax imposed on the total retail price of any tangible personal property and the use of storage of such property when the sales tax is not paid. In the City of Clayton the applicable sales tax rate is 8.50% resulting in a 1% return based on the approved local Bradley-Burns rate.

Mr. Mizuno further outlined the General Fund Expenditures by Department. The largest is 52.7% for Police, followed by 21.9% for Administration, Finance and Legal, then 7.0% for Community Development. In other words, out of all General Fund Revenues received next year by the City, the Clayton Police Department operations will take 52.7¢ of every \$1.

Mr. Mizuno concluded his presentation noting the unrestricted General Fund Reserve is \$5,217,969 to start Fiscal Year 2016-17; when subtracting the City Council Policy of an "untouchable" \$250,000 reserve, it lowers the City's net cash position to a reserve equity position of \$4,967,969. This is a truly remarkable feat demonstrating the effectiveness of the City's fiscal policies, as it also means the City has over 1 year of operations in reserve.

Mayor Geller opened the floor to receive public comments; no public comments were offered.

It was moved by Councilmember Pierce, seconded by Vice Mayor Diaz, to set Tuesday, June 21, 2016 at 7:00 pm in Hoyer Hall as the date, time and location of a Public Hearing on the proposed FY 2016-17 City Budget. (Passed; 3-0 vote).

- (c) Consideration of two Resolutions related to the regularly-scheduled General Municipal Election to be held this year on November 8, 2016 to elect three (3) City Council Members to public office for 4-year terms ending December 2020.

- 1). A Resolution calling the General Municipal Election of November 8, 2016, requesting and consenting to consolidation and handling of the election by the Contra Costa County Elections Office, and setting specifications of the election order; and
- 2). A Resolution adopting a policy for voluntary Candidates' Statements to be printed in the November 8, 2016 Voters' Information Pamphlet.

City Clerk Janet Brown presented the staff report noting there are three seats up for election on November 8, 2016 with 4 year terms to expire in 2020. In order for these seats to be included in the Municipal Election during the November General Election, two (2) Resolutions need to be adopted: one calling for the election to take place, and the second allowing the publication of the optional Candidate Statements. A key change to the Candidate Statement is the final cost including English and Spanish translation with a 250-word limit is \$127.00. The Contra Costa County Elections Department estimates the cost of the election at \$2.00 per voter with an estimated cost of \$15,000.00 which expense has been budgeted for Fiscal Year 2016-17.

Mayor Geller opened the floor to receive public comments; no public comments were offered.

It was moved by Councilmember Pierce, seconded by Mayor Geller, to adopt a Resolution calling the General Municipal Election of November 8, 2016, requesting and consenting to consolidation and handling of the election by the Contra Costa County Elections Office, and setting specification of the election order. (Passed; 3-0 vote).

It was moved by Councilmember Pierce, seconded by Vice Mayor Diaz, to adopt a Resolution setting and adopting a policy of a 250 word cap limit for voluntary Candidates' Statements printed in the November 8, 2016 Voters' Information Pamphlet. (Passed; 3-0 vote).

- (d) City Council discussion of canceling any regularly scheduled Council meetings in August and/or September 2016 relative to quorum availability and summer vacation plans.

City Manager Gary Napper advised due to pending City business items there is a need for both of the City Council's regular meetings to take place in July. Mr. Napper indicated he had heard from Councilmember Shuey prior to this evening's meeting that he is unavailable on August 2nd. He had not heard from Councilmember Haydon prior to this evening on his availability but noted he previously indicated no conflicts for this summer.

Councilmember Pierce advised she would like to have August 16th off, if possible.

Mayor Geller inquired on the necessity of approving financial obligations of the City if meetings are canceled. Mr. Napper responded past practice has been to bring the financial obligations processed during that time period back to City Council for affirmation.

Mayor Geller opened the floor to receive public comments; no public comments were offered.

**It was moved by Councilmember Pierce, seconded by Councilmember Diaz, to cancel the regularly scheduled City Council meetings of August 2, 2016 and September 6, 2016.
(Passed; 3-0 vote).**

9. **COUNCIL ITEMS** – None.

10. **CLOSED SESSION**

Mayor Geller announced the City Council would adjourn into a closed session to discuss the subject matters listed below (8:42 p.m.):

- (a) *Government Code Section 54956.8, Conference with Real Property Negotiator*
Real Properties: 6005 Main Street (APNs 119-011-002-1; 118-560-010-1; 118-370-041-6).
Instructions to City Negotiators: Mayor Geller, Council Member Pierce, City Manager Napper, and Ed Del Beccaro, Managing Director, Transwestern, regarding price and terms of payment.
Negotiating Party: Pacific Union Land Investors, LLC
(Joshua Reed, Director of Real Estate).

Report out from Closed Session (9:09 p.m.)

Mayor Geller reported the City Council received a briefing from its Negotiation Team regarding these matters and no reportable action was taken.

11. **ADJOURNMENT**– on call by Mayor Geller, the City Council adjourned its meeting at 9:10 p.m.

The next regularly scheduled meeting of the City Council will be June 21, 2016.

#####

Respectfully submitted,

Janet Brown, City Clerk

APPROVED BY THE CLAYTON CITY COUNCIL

Howard Geller, Mayor

#####



Agenda Date 6/21/2016

Agenda Item: 5b

Approved: 
Gary A. Napper
City Manager

STAFF REPORT

TO: HONORABLE MAYOR AND COUNCILMEMBERS

FROM: Kevin Mizuno, FINANCE MANAGER

DATE: 6/21/16

SUBJECT: INVOICE SUMMARY

RECOMMENDATION:

Approve the following Invoices:

06/17/2016	Cash Requirements	\$ 326,122.07
06/07/2016	ADP Payroll week 23, PPE 6/5/16	\$ 80,610.80

Total \$406,732.87

Attachments:

Cash Requirements Report dated 6/17/2016 (5 pages)

ADP payroll report for week 23 (1 page)

City of Clayton
Cash Requirements Report
 City Council Meeting 6/21/16

Vendor Name	Due Date	Invoice Date	Invoice Number	Invoice Description	Invoice Balance	Potential Discount	Discount Expires On	Net Amount Due
ADP, LLC								
ADP, LLC	6/21/2016	6/17/2016	474994200	Payroll fees PPE 6/5/16	\$169.34	\$0.00		\$169.34
ADP, LLC	6/21/2016	6/3/2016	474394270	Payroll fees PPE 5/22/16	\$149.55	\$0.00		\$149.55
ADP, LLC	6/21/2016	6/10/2016	474705209	Payroll fees Qtr ending 3/31/16	\$19.80	\$0.00		\$19.80
<i>Totals for ADP, LLC:</i>					<u>\$338.69</u>	<u>\$0.00</u>		<u>\$338.69</u>
All City Management Services, Inc.								
All City Management Services, Inc.	6/21/2016	6/21/2016	44010	School crossing guard services 5/22/16-6/4/16	\$458.19	\$0.00		\$458.19
<i>Totals for All City Management Services, Inc.:</i>					<u>\$458.19</u>	<u>\$0.00</u>		<u>\$458.19</u>
Bay Area Barricade Serv.								
Bay Area Barricade Serv.	6/21/2016	6/21/2016	0337450-IN	Seasonal vests in lime green	\$559.86	\$0.00		\$559.86
<i>Totals for Bay Area Barricade Serv.:</i>					<u>\$559.86</u>	<u>\$0.00</u>		<u>\$559.86</u>
Bay Area News Group East Bay (CCT)								
Bay Area News Group East Bay (CCT)	6/21/2016	6/21/2016	968880	Legal ads, May	\$187.48	\$0.00		\$187.48
<i>Totals for Bay Area News Group East Bay (CCT):</i>					<u>\$187.48</u>	<u>\$0.00</u>		<u>\$187.48</u>
Best Best & Kreiger LLP								
Best Best & Kreiger LLP	6/21/2016	6/21/2016	733564	General Retainer for May	\$8,000.00	\$0.00		\$8,000.00
Best Best & Kreiger LLP	6/21/2016	6/21/2016	773565	PD -Adv Khalil Luis Guerra (Pitchess), May	\$2,376.39	\$0.00		\$2,376.39
Best Best & Kreiger LLP	6/21/2016	6/21/2016	773566	Silver Oaks Estates, May	\$261.00	\$0.00		\$261.00
Best Best & Kreiger LLP	6/21/2016	6/21/2016	733567	PD - Adv Brandon House, May	\$1,705.04	\$0.00		\$1,705.04
Best Best & Kreiger LLP	6/21/2016	6/21/2016	733568	Downtown Economic Development, May	\$302.50	\$0.00		\$302.50
<i>Totals for Best Best & Kreiger LLP:</i>					<u>\$12,644.93</u>	<u>\$0.00</u>		<u>\$12,644.93</u>
CalPERS Health								
CalPERS Health	6/21/2016	6/21/2016	2053	July Medical	\$30,744.03	\$0.00		\$30,744.03
<i>Totals for CalPERS Health:</i>					<u>\$30,744.03</u>	<u>\$0.00</u>		<u>\$30,744.03</u>
CalPERS Retirement								
CalPERS Retirement	6/21/2016	6/21/2016	060516	Retirement PPE 6/5/16	\$12,188.93	\$0.00		\$12,188.93
CalPERS Retirement	6/21/2016	6/21/2016	June UAL	June UAL billing	\$28,437.00	\$0.00		\$28,437.00
<i>Totals for CalPERS Retirement:</i>					<u>\$40,625.93</u>	<u>\$0.00</u>		<u>\$40,625.93</u>
CCWD								
CCWD	6/21/2016	6/21/2016	L Series	Irrigation 4/7/16-6/6/16	\$11,445.97	\$0.00		\$11,445.97
<i>Totals for CCWD:</i>					<u>\$11,445.97</u>	<u>\$0.00</u>		<u>\$11,445.97</u>
City of Concord								
City of Concord	6/21/2016	6/21/2016	52157	May Dispatch services	\$20,089.50	\$0.00		\$20,089.50
<i>Totals for City of Concord:</i>					<u>\$20,089.50</u>	<u>\$0.00</u>		<u>\$20,089.50</u>
Cole Supply Company								
Cole Supply Company	6/21/2016	6/21/2016	105349	Black & Orange Liners	\$917.80	\$0.00		\$917.80

City of Clayton
Cash Requirements Report
 City Council Meeting 6/21/16

Vendor Name	Due Date	Invoice Date	Invoice Number	Invoice Description	Invoice Balance	Potential Discount	Discount Expires On	Net Amount Due
Cole Supply Company	6/21/2016	6/21/2016	105349-2	Orange liners	\$2,034.05	\$0.00		\$2,034.05
				<i>Totals for Cole Supply Company:</i>	<i>\$2,951.85</i>	<i>\$0.00</i>		<i>\$2,951.85</i>
Comcast								
Comcast	6/21/2016	6/21/2016	020116	High speed internet 1/10/16-2/9/16	\$236.12	\$0.00		\$236.12
Comcast	6/21/2016	6/21/2016	060116	High speed internet 6/10/16-7/9/16	\$236.12	\$0.00		\$236.12
				<i>Totals for Comcast:</i>	<i>\$472.24</i>	<i>\$0.00</i>		<i>\$472.24</i>
Concord Garden Equipment								
Concord Garden Equipment	6/21/2016	6/21/2016	524978	Landscape trimmer, hedger	\$913.76	\$0.00		\$913.76
Concord Garden Equipment	6/21/2016	6/21/2016	526389	Landscape trimmer	\$592.87	\$0.00		\$592.87
				<i>Totals for Concord Garden Equipment:</i>	<i>\$1,506.63</i>	<i>\$0.00</i>		<i>\$1,506.63</i>
Concord Uniforms								
Concord Uniforms	6/21/2016	6/21/2016	11144	Aker keeper, double snap - Coss	\$15.22	\$0.00		\$15.22
Concord Uniforms	6/21/2016	6/21/2016	11124	Shirt, pants - Wenzel	\$159.03	\$0.00		\$159.03
				<i>Totals for Concord Uniforms:</i>	<i>\$174.25</i>	<i>\$0.00</i>		<i>\$174.25</i>
Marissa Davidson								
Marissa Davidson	6/21/2016	6/21/2016	27508	Deposit refund for Grove Park rental	\$250.00	\$0.00		\$250.00
				<i>Totals for Marissa Davidson:</i>	<i>\$250.00</i>	<i>\$0.00</i>		<i>\$250.00</i>
De Lage Landen Financial Services, Inc.								
De Lage Landen Financial Services, Inc.	6/21/2016	6/21/2016	50511004	July copier lease	\$342.17	\$0.00		\$342.17
				<i>Totals for De Lage Landen Financial Services, Inc.:</i>	<i>\$342.17</i>	<i>\$0.00</i>		<i>\$342.17</i>
Environtech Enterprises								
Environtech Enterprises	6/21/2016	6/21/2016	A001A-2A-16	February Thistle abatement	\$12,863.30	\$0.00		\$12,863.30
Environtech Enterprises	6/21/2016	6/21/2016	A001B-2B-16	March-May Thistle abatement	\$24,157.40	\$0.00		\$24,157.40
				<i>Totals for Environtech Enterprises:</i>	<i>\$37,020.70</i>	<i>\$0.00</i>		<i>\$37,020.70</i>
G.N. Henley, Inc								
G.N. Henley, Inc	6/21/2016	6/21/2016	16-56	Cardinet Trail repairs, Contract E01-2016	\$63,723.56	\$0.00		\$63,723.56
				<i>Totals for G.N. Henley, Inc:</i>	<i>\$63,723.56</i>	<i>\$0.00</i>		<i>\$63,723.56</i>
HdL Software, LLC								
HdL Software, LLC	6/21/2016	6/21/2016	0010331-IN	Business license software FY 17	\$3,241.32	\$0.00		\$3,241.32
				<i>Totals for HdL Software, LLC:</i>	<i>\$3,241.32</i>	<i>\$0.00</i>		<i>\$3,241.32</i>
Ken Joiret								
Ken Joiret	6/21/2016	6/21/2016	070216	Sound for July 2nd Concert in The Grove	\$650.00	\$0.00		\$650.00
Ken Joiret	6/21/2016	6/21/2016	070416	Sound for 4th of July Parade	\$400.00	\$0.00		\$400.00
				<i>Totals for Ken Joiret:</i>	<i>\$1,050.00</i>	<i>\$0.00</i>		<i>\$1,050.00</i>
LarryLogic Productions								

City of Clayton
Cash Requirements Report
 City Council Meeting 6/21/16

<u>Vendor Name</u>	<u>Due Date</u>	<u>Invoice Date</u>	<u>Invoice Number</u>	<u>Invoice Description</u>	<u>Invoice Balance</u>	<u>Potential Discount</u>	<u>Discount Expires On</u>	<u>Net Amount Due</u>
LarryLogic Productions	6/21/2016	6/21/2016	1586	City Council Meeting production 6/7/16	\$325.00	\$0.00		\$325.00
				<i>Totals for LarryLogic Productions:</i>	<u>\$325.00</u>	<u>\$0.00</u>		<u>\$325.00</u>
Thomas Lee Jr								
Thomas Lee Jr	6/21/2016	6/21/2016	051416	Deposit refund for Hoyer Hall 5/14/16	\$200.00	\$0.00		\$200.00
				<i>Totals for Thomas Lee Jr:</i>	<u>\$200.00</u>	<u>\$0.00</u>		<u>\$200.00</u>
Legal Defense Fund								
Legal Defense Fund	6/21/2016	6/21/2016	170820	Reserve Officer dues July	\$13.50	\$0.00		\$13.50
				<i>Totals for Legal Defense Fund:</i>	<u>\$13.50</u>	<u>\$0.00</u>		<u>\$13.50</u>
Martell Water Systems, Inc.								
Martell Water Systems, Inc.	6/21/2016	6/21/2016	23035	Service call for Westwood Park	\$207.50	\$0.00		\$207.50
				<i>Totals for Martell Water Systems, Inc.:</i>	<u>\$207.50</u>	<u>\$0.00</u>		<u>\$207.50</u>
Matrix Association Management								
Matrix Association Management	6/21/2016	6/21/2016	3119	Management services for June	\$4,375.00	\$0.00		\$4,375.00
				<i>Totals for Matrix Association Management:</i>	<u>\$4,375.00</u>	<u>\$0.00</u>		<u>\$4,375.00</u>
NBS Govt. Finance Group								
NBS Govt. Finance Group	6/21/2016	6/21/2016	51600067	Delinquency Management Services 5/31/16	\$369.40	\$0.00		\$369.40
				<i>Totals for NBS Govt. Finance Group:</i>	<u>\$369.40</u>	<u>\$0.00</u>		<u>\$369.40</u>
Neopost (add postage)								
Neopost (add postage)	6/21/2016	6/21/2016	061516	postage added 6/15/16	\$300.00	\$0.00		\$300.00
Neopost (add postage)	6/21/2016	6/21/2016	041516	Postage added 4/15/16	\$300.00	\$0.00		\$300.00
				<i>Totals for Neopost (add postage):</i>	<u>\$600.00</u>	<u>\$0.00</u>		<u>\$600.00</u>
Neopost Northwest								
Neopost Northwest	6/21/2016	6/21/2016	N5972128	Postage machine 7/7/16-8/6/16	\$158.20	\$0.00		\$158.20
				<i>Totals for Neopost Northwest:</i>	<u>\$158.20</u>	<u>\$0.00</u>		<u>\$158.20</u>
Paramount Elevator Corp.								
Paramount Elevator Corp.	6/21/2016	6/21/2016	13410	Complete fire test 5/20/16	\$295.00	\$0.00		\$295.00
				<i>Totals for Paramount Elevator Corp.:</i>	<u>\$295.00</u>	<u>\$0.00</u>		<u>\$295.00</u>
Peace Officers Research Assoc of CA								
Peace Officers Research Assoc of CA	6/21/2016	6/21/2016	150359	PRA dues 7/1/16	\$10.00	\$0.00		\$10.00
				<i>Totals for Peace Officers Research Assoc of CA:</i>	<u>\$10.00</u>	<u>\$0.00</u>		<u>\$10.00</u>
PERMCO, Inc.								
PERMCO, Inc.	6/21/2016	6/21/2016	10579	General engineering services 5/28/16-6/10/16	\$3,649.50	\$0.00		\$3,649.50
PERMCO, Inc.	6/21/2016	6/21/2016	10580	Plan prep & bid pkg for Caltrans	\$655.75	\$0.00		\$655.75
PERMCO, Inc.	6/21/2016	6/21/2016	10581	Field Inspection 5/28/16-6/10/16	\$83.00	\$0.00		\$83.00
PERMCO, Inc.	6/21/2016	6/21/2016	10582	Inspection & Contract admin	\$488.00	\$0.00		\$488.00

City of Clayton Cash Requirements Report City Council Meeting 6/21/16

Vendor Name	Due Date	Invoice Date	Invoice Number	Invoice Description	Invoice Balance	Potential Discount	Discount Expires On	Net Amount Due
PERMCO, Inc.	6/21/2016	6/21/2016	10583	Prepare bid pkg	\$1,281.00	\$0.00		\$1,281.00
				<i>Totals for PERMCO, Inc.:</i>	<u>\$6,157.25</u>	<u>\$0.00</u>		<u>\$6,157.25</u>
PG&E								
PG&E	6/21/2016	6/21/2016	6/15/16	Gas/Electricity 5/16/16-6/14/16	\$19,571.65	\$0.00		\$19,571.65
				<i>Totals for PG&E:</i>	<u>\$19,571.65</u>	<u>\$0.00</u>		<u>\$19,571.65</u>
pmsigns								
pmsigns	6/21/2016	6/21/2016	18211	Vinyl sign	\$104.16	\$0.00		\$104.16
				<i>Totals for pmsigns:</i>	<u>\$104.16</u>	<u>\$0.00</u>		<u>\$104.16</u>
Pond M Solutions								
Pond M Solutions	6/21/2016	6/21/2016	0000007	Waterfall maintenance for June	\$650.00	\$0.00		\$650.00
				<i>Totals for Pond M Solutions:</i>	<u>\$650.00</u>	<u>\$0.00</u>		<u>\$650.00</u>
Pride & Joy								
Pride & Joy	6/21/2016	6/21/2016	070216	Concert in The Grove 7/2/16	\$2,500.00	\$0.00		\$2,500.00
				<i>Totals for Pride & Joy:</i>	<u>\$2,500.00</u>	<u>\$0.00</u>		<u>\$2,500.00</u>
Priority Payment Systems (Merchant Bankcard System)								
Priority Payment Systems (Merchant Bar	6/21/2016	6/21/2016	053116	Bankcard fees for May	\$139.08	\$0.00		\$139.08
				<i>Totals for Priority Payment Systems (Merchant Bankcard System):</i>	<u>\$139.08</u>	<u>\$0.00</u>		<u>\$139.08</u>
Ross Recreation Equipment, Co., Inc								
Ross Recreation Equipment, Co., Inc	6/21/2016	6/21/2016	98817	Cedar plastic bench slats	\$540.00	\$0.00		\$540.00
				<i>Totals for Ross Recreation Equipment, Co., Inc:</i>	<u>\$540.00</u>	<u>\$0.00</u>		<u>\$540.00</u>
Site One Landscape Supply, LLC								
Site One Landscape Supply, LLC	6/21/2016	6/21/2016	75986110	Griswold repair kits	\$1,175.49	\$0.00		\$1,175.49
				<i>Totals for Site One Landscape Supply, LLC:</i>	<u>\$1,175.49</u>	<u>\$0.00</u>		<u>\$1,175.49</u>
Staples Advantage								
Staples Advantage	6/21/2016	6/21/2016	8039495505	Office supplies for April	\$241.93	\$0.00		\$241.93
				<i>Totals for Staples Advantage:</i>	<u>\$241.93</u>	<u>\$0.00</u>		<u>\$241.93</u>
US Bank - Corp Pmt System CalCard								
US Bank - Corp Pmt System CalCard	6/21/2016	6/21/2016	Stmt ending 5/22/16	Alpine awards, plaque for Alyse Smith	\$34.33	\$0.00		\$34.33
US Bank - Corp Pmt System CalCard	6/21/2016	6/21/2016	Stmt ending 5/22/16	Land's End, shirt for Keith (to be reimbursed)	\$32.56	\$0.00		\$32.56
US Bank - Corp Pmt System CalCard	6/21/2016	6/21/2016	Stmt ending 5/22/16	Wagon, tape, zip ties, gloves	\$237.83	\$0.00		\$237.83
US Bank - Corp Pmt System CalCard	6/21/2016	6/21/2016	Stmt ending 5/22/16	Wagon, tape, zip ties, gloves	\$117.76	\$0.00		\$117.76
US Bank - Corp Pmt System CalCard	6/21/2016	6/21/2016	Stmt ending 5/22/16	Disposable gloves	\$85.98	\$0.00		\$85.98
US Bank - Corp Pmt System CalCard	6/21/2016	6/21/2016	Stmt ending 5/22/16	ACEC, CA -CELSOC's for CEQA	\$92.13	\$0.00		\$92.13
US Bank - Corp Pmt System CalCard	6/21/2016	6/21/2016	Stmt ending 5/22/16	CPE training renewal, CSMFO chapter meetin	\$260.00	\$0.00		\$260.00
US Bank - Corp Pmt System CalCard	6/21/2016	6/21/2016	Stmt ending 5/22/16	Parking, CSMFO meeting	\$6.00	\$0.00		\$6.00
US Bank - Corp Pmt System CalCard	6/21/2016	6/21/2016	Stmt ending 5/22/16	Central storage	\$105.00	\$0.00		\$105.00

City of Clayton
Cash Requirements Report
 City Council Meeting 6/21/16

Vendor Name	Due Date	Invoice Date	Invoice Number	Invoice Description	Invoice Balance	Potential Discount	Discount Expires On	Net Amount Due
US Bank - Corp Pmt System CalCard	6/21/2016	6/21/2016	Stmt ending 5/22/16	City Hall lighting, Keys, cable ties, paint rolle	\$469.79	\$0.00		\$469.79
US Bank - Corp Pmt System CalCard	6/21/2016	6/21/2016	Stmt ending 5/22/16	Pruner, hoes, rake, pick, plants for Peacock Cr	\$1,184.59	\$0.00		\$1,184.59
US Bank - Corp Pmt System CalCard	6/21/2016	6/21/2016	Stmt ending 5/22/16	Batteries, oil, coolant, tractor towing	\$617.03	\$0.00		\$617.03
US Bank - Corp Pmt System CalCard	6/21/2016	6/21/2016	Stmt ending 5/22/16	Drill bit, time switch, sawzall blades, compres:	\$400.68	\$0.00		\$400.68
US Bank - Corp Pmt System CalCard	6/21/2016	6/21/2016	Stmt ending 5/22/16	Fuel	\$734.66	\$0.00		\$734.66
US Bank - Corp Pmt System CalCard	6/21/2016	6/21/2016	Stmt ending 5/22/16	Landscape fuel	\$1,102.65	\$0.00		\$1,102.65
US Bank - Corp Pmt System CalCard	6/21/2016	6/21/2016	Stmt ending 5/22/16	Office supplies, printer toner	\$316.70	\$0.00		\$316.70
US Bank - Corp Pmt System CalCard	6/21/2016	6/21/2016	Stmt ending 5/22/16	Safety gloves, ice, water, gatorade, handcuffs,	\$69.66	\$0.00		\$69.66
US Bank - Corp Pmt System CalCard	6/21/2016	6/21/2016	Stmt ending 5/22/16	Replacement nextel phone, White	\$68.35	\$0.00		\$68.35
US Bank - Corp Pmt System CalCard	6/21/2016	6/21/2016	Stmt ending 5/22/16	Fuel	\$1,960.05	\$0.00		\$1,960.05
US Bank - Corp Pmt System CalCard	6/21/2016	6/21/2016	Stmt ending 5/22/16	Car washes, battery	\$175.04	\$0.00		\$175.04
US Bank - Corp Pmt System CalCard	6/21/2016	6/21/2016	Stmt ending 5/22/16	CCP supplies	\$77.50	\$0.00		\$77.50
<i>Totals for US Bank - Corp Pmt System CalCard:</i>					<u>\$8,148.29</u>	<u>\$0.00</u>		<u>\$8,148.29</u>
Jeff Vandewege								
Jeff Vandewege	6/21/2016	6/21/2016	062216	Concert in the Grove 6/22/16	\$500.00	\$0.00		\$500.00
<i>Totals for Jeff Vandewege:</i>					<u>\$500.00</u>	<u>\$0.00</u>		<u>\$500.00</u>
Verizon Wireless								
Verizon Wireless	6/21/2016	6/21/2016	9766289737	Cell service 5/2/16-6/1/16	\$97.86	\$0.00		\$97.86
<i>Totals for Verizon Wireless:</i>					<u>\$97.86</u>	<u>\$0.00</u>		<u>\$97.86</u>
Waraner Brothers Tree Service								
Waraner Brothers Tree Service	6/21/2016	6/21/2016	12983	Fire/Weed Abatement 6/15/16	\$32,234.88	\$0.00		\$32,234.88
Waraner Brothers Tree Service	6/21/2016	6/21/2016	12984	Fire/weed abatement City areas - 6/15/16	\$6,180.00	\$0.00		\$6,180.00
<i>Totals for Waraner Brothers Tree Service:</i>					<u>\$38,414.88</u>	<u>\$0.00</u>		<u>\$38,414.88</u>
Workers.com								
Workers.com	6/21/2016	6/21/2016	115539	Seasonal workers, week end 6/3/16	\$2,942.49	\$0.00		\$2,942.49
Workers.com	6/21/2016	6/21/2016	115390	Seasonal workers, week end 5/20/16	\$5,741.43	\$0.00		\$5,741.43
Workers.com	6/21/2016	6/21/2016	115462	Seasonal workers, week end 5/27/16	\$4,816.66	\$0.00		\$4,816.66
<i>Totals for Workers.com:</i>					<u>\$13,500.58</u>	<u>\$0.00</u>		<u>\$13,500.58</u>
GRAND TOTALS:					\$326,122.07	\$0.00		\$326,122.07

0 Employees with Overflow Statement
0 Overflow Statement 1 Total Statement
Tot Cks/Vchrs:00000000038 Tot Docs in all:00000000041
First No. Last No. Total
Checks: ADPCHECK ADPCHECK 00000000008
Vouchers: 00000230001 00000230030 00000000030

Z7L TOTAL DOCUMENT
CITY OF CLAYTON
LOCATION 0001

CHECK STUFFING, RECONCILIATION

80610.80 GROSS
57080.48 NET PAY (INCLUDING ALL DEPOSITS)
10489.65 FEDERAL TAX
-34.34 SOCIAL SECURITY
1108.05 MEDICARE
.00 MEDICARE SURTAX
.00 SUI TAX
3256.21 STATE TAX
.00 LOCAL TAX
60234.41 DEDUCTIONS
5556.82 NET CHECK

COMPANY CODE Z7L
CITY OF CLAYTON
TOTAL DOCUMENT
LOCATION 0001

VERIFY DOCUMENT AUTHENTICITY - COLORED AREA MUST CHANGE IN TONE GRADUALLY AND EVENLY FROM DARK AT TOP TO LIGHTER AT BOTTOM

NON-NEGOTIABLE - VOID - NON-NEGOTIABLE
NON-NEGOTIABLE - VOID - NON-NEGOTIABLE
NON-NEGOTIABLE - VOID - NON-NEGOTIABLE
NON-NEGOTIABLE - VOID - NON-NEGOTIABLE
NON-NEGOTIABLE - VOID - NON-NEGOTIABLE
NON-NEGOTIABLE - VOID - NON-NEGOTIABLE
NON-NEGOTIABLE - VOID - NON-NEGOTIABLE
NON-NEGOTIABLE - VOID - NON-NEGOTIABLE

THE ORIGINAL DOCUMENT HAS AN ARTIFICIAL WATERMARK ON THE BACK. HOLD AT AN ANGLE TO VIEW WHEN CHECKING THE ENDORSEMENT.



Agenda Date: 6-21-2016

Agenda Item: 5c

Approved:

Gary A. Napper, City Manager

STAFF REPORT

TO: HONORABLE MAYOR AND COUNCILMEMBERS

FROM: Laura Hoffmeister, Asst. to the City Manager 

MEETING DATE: June 21, 2016

SUBJECT: Approval of Resolution ordering the levy and collection of special taxes and setting forth the special tax amount for Community Facilities District (CFD) 2006-1 (Downtown "The Grove" Park Maintenance) on the fiscal year 2016-2017 Tax Assessment

RECOMMENDATION

Adoption of Resolution No. __-2016 ordering the levy and collection of special taxes and setting forth the special tax amount for Community Facilities District (CFD) 2006-1 (Downtown "The Grove" Park Operation and Maintenance) on the fiscal year 2016-2017 Tax Assessment Roll.

BACKGROUND

In November 2006 the electorate voted 68.19% approval to establish a special tax, known as Measure O, for the care and maintenance of Downtown Park, now known as "The Grove". Measure O was established for a 10 year period (through 2017). *(In November 2014 the voters approved Measure P (81.25%) an extension of the tax with the same rate methodology for 20 years – from FY 2017-2018 through 2036-37.)*

This special tax serves as the only funding source for the Downtown Park Operation and Maintenance - known as Community Facilities District (CFD) 2006-1. To levy the tax the City placed a ballot measure on the November 2006 consolidated election and received more than the minimum vote threshold (66.66%) to enact the tax.

The tax is for expenses related to costs of the operation, maintenance, repair and replacement landscaping, irrigation, hardscape, lights, public restroom, gazebo, playground, water, electricity, etc. Other City parks are not maintained by this special tax but through the General Fund.

The collection of the tax is done by the County, and property owners' payments first payment occurred in November/December 2007. The Grove was opened to public use in January 2008.

Established in the voter approved tax is an ability after the initial year, to increase the assessment by the Consumer Price Index– All Urban Consumers, San Francisco-Oakland-San Jose, CA (CPI), with a maximum of 3% annually. It is recommended and included in the proposed levy rates to apply the annual CPI increase of 2.7%. This CPI adjustment was also reflected in the City proposed budget for FY 16-17.

FISCAL IMPACT

For fiscal year 2016-17 fiscal year the levy amount proposed is \$20.08 per residential parcel (an increase of 54 cents from last year rate of \$19.54). The non-residential parcels for 2016-17 fiscal year are to be levied as follows: Downtown Core, \$270.94 per ¼ acre or fraction thereof (an increase of \$7.11); Other Commercial \$118.78 per ¼ acre or fraction thereof (an increase of \$3.11); Recreation Open Space \$59.38 per ¼ acre or fraction thereof (an increase of \$1.56); Multifamily Residential Care Facilities \$62.41 per ¼ acre or fraction thereof (an increase of \$1.64)

For fiscal year 2016-17 there approximately 4104 parcels that are subject to the special tax; of these 4043 are residential and apx. 61 are non residential. The total amount of revenue estimated to be received from this tax for FY 2016-17 is \$126,494 (an increase of \$3,446 over FY 15-16). These tax revenues are placed into a Special Revenue Fund (No. 211) through which all eligible expenses are tracked, paid and audited. Allowable expenses include only that for the purposes of the Downtown Park Operation and Maintenance District such as materials, supplies, equipment, utilities, labor, and administration.

CONCLUSION

The City Council, by Ordinance 401, pursuant to Section 53340 of the Government Code of the State of California, has authorized the levy of a special tax to pay for costs and expenses related to Community Facilities District 2006-1. This Resolution authorizes the Contra Costa County Auditor to place the taxes for the 2016-2017 fiscal year on the next assessment roll.

Attachments:

- ✔ 1) Resolution No. ____ - 2016
- ✔ 2) Summary of Exhibit A to Reso. No. ____ - 2016
- ✔ 3) Annual Special Tax Levy Report
- ✔ 4) Ordinance 401
- ✔ 5) Resolution No. 23-2006
- ✔ 6) Resolution No. 24-2006
- ✔ 7) Resolution No. 19-2006
- ✔ 8) Resolution No. 59-2006
- ✔ 9) Resolution No. 13-2007
- ✔ 10) Downtown "The Grove" Park Maintenance (CFD 2006-1) proposed Budget 2016-17

RESOLUTION NO. __-2016

A RESOLUTION ORDERING THE LEVY AND COLLECTION OF
SPECIAL TAXES AND SETTING THE SPECIAL
TAX AMOUNT FOR FISCAL YEAR 2016-17
FOR COMMUNITY FACILITIES DISTRICT NO. 2006-1
(DOWNTOWN "Grove" PARK OPERATIONS AND MAINTENANCE)

THE CITY COUNCIL
City of Clayton, California

WHEREAS, the City Council of the City of Clayton, California, (hereinafter referred to as the "legislative body"), has initiated proceedings, held a public hearing, conducted an election and received a favorable vote from the qualified electors relating to the levy of a special tax in Community Facilities District No.2006-1(hereinafter referred to as "District"), all as authorized pursuant to the terms and provisions of the "Mello-Roos Community Facilities Act of 1982"; being Chapter 2.5, Part 1, Division 2, Title 5 of the Government Code of the State of California (the "Act"). ; and,

WHEREAS, this legislative body, by Ordinance No. 401 as authorized by Section 53340 of the Government Code of the State of California, has authorized the levy of a special tax to pay for costs and expenses related to said District, and this legislative body is desirous to establish the specific rate of the special tax to be collected for fiscal year 2016-17; and,

WHEREAS, the special taxes are in compliance with all laws pertaining to the Act and the levy of special taxes; the special taxes are levied without regard to property valuation, and the special taxes are in compliance with the provisions of Prop 218.

NOW THEREFORE, IT IS HEREBY RESOLVED AS FOLLOWS:

SECTION 1. That the above recitals are all true and correct.

SECTION 2. That the specific rate and amount of the special tax to be collected

to pay for the costs and expenses for the next fiscal year (2016-2017) for the referenced District is hereby determined and established as set forth in the attached, referenced and incorporated Exhibit "A".

SECTION 3. That the rate as set forth above does not exceed the amount as previously authorized by Ordinance 401 of this legislative body, and is not in excess of that as previously approved by the qualified electors of the District.

SECTION 4. That the proceeds of the special tax shall be used as provided in Ordinance No. 401, including, but not limited to, the payment of, in whole or in part, the costs of the following:

- A. Payment of costs and expenses of the operation, maintenance, repair and replacement of the downtown park facilities;
- B. Payment of District administrative costs.
- C. Cost of collecting and administering the special tax

The proceeds of the special taxes shall be used as set forth above, and shall not be used for any other purpose.

SECTION 5. The special tax shall be collected in the same manner as ordinary ad valorem property taxes are collected, and shall be subject to the same penalties and same procedure and sale in cases of any delinquency for ad valorem taxes, and the Tax Collector is hereby authorized to collect the special tax and to deduct reasonable administrative costs incurred in collecting said special tax.

SECTION 6. All monies above collected shall be paid into the Community Facilities District 2006-1 fund.

SECTION 7. The Auditor of the County is hereby directed to enter in the next County assessment roll on which taxes will become due, opposite each lot or parcel of land effected in a space marked "public improvements, special tax" or by any other suitable designation, the installment of the special tax, and for the exact rate and amount of said tax, and assessor's parcel number (APN), reference is made to the attached Exhibit "A".

SECTION 8. The County Auditor shall then, at the close of the tax collection period, promptly render to this City a detailed report showing the amount and/or amounts of such special tax installments, interest, penalties and percentages so collected and from what property collected, and also provide a statement of any percentages retained for the expense of making any such collection.

PASSED, APPROVED, AND ADOPTED by the City Council of Clayton, California at a regular public meeting thereof held on July 21, 2016 by the following vote:

AYES:

NOES:

ABSTAIN:

ABSENT:

THE CITY COUNCIL OF CLAYTON, CA

Howard Geller, Vice Mayor

ATTEST:

Janet Brown, City Clerk

Laura/fy 16-17 rescfd2006-1grovepk

**Summary of EXHIBIT A
to Resolution ___-2016**

CFD 2006-1 Downtown "The Grove" Park Maintenance District
Special Tax

For fiscal year 2015-2016 the assessor's parcel numbers and the special tax amounts are as set forth in the Community Facilities District No. 2006-1 (Downtown "The Grove" Park Maintenance) Preliminary Billing Levy Detail Report for FY 2016-2017 on file in the City Clerk's office, City Hall, 6000 Heritage Trail, Clayton, CA.

Due to the length of the report, it is summarized as follows:

For FY 2016-2017 the following shall be levied:

Residential parcels, (single family, condo, and townhouse) shall have a rate of \$20.08 per parcel.

Downtown Core Area shall have a rate of \$270.94 per ¼ acre or fraction thereof.

Other Commercial Parcels shall have a rate of \$118.78 per ¼ acre or fraction thereof.

Recreation Open Space parcels shall have a rate of \$59.38 per ¼ acre or fraction thereof.

Multifamily residential parcels shall have a rate of \$62.41 per ¼ acre or fraction thereof

Parcel size as shown on the most recent County tax and parcel records.

There are a total of 4104 parcels to be levied:

There are 4043 residential levies

There are 31 downtown core levies comprising 16 acres (or 77 ¼ unit acres)

There are 22 other commercial levies comprising 28 acres (or 125 ¼ unit acres)

There are 6 recreation levies comprising 31 acres (or 125 ¼ unit acres)


There are 2 multifamily levies comprising 8 acres (or 33 ¼ unit acres)

\$81,183.44	est. total revenue from residential
\$20,862.38	est. total revenue from downtown core
\$14,966.28	est. total revenue from other commercial
\$7,422.50	est. total revenue from recreation and open space
\$2,059.53	est. total revenue from multifamily
\$ 126,494.13	est. revenue for FY 16-17

COMMUNITY FACILITIES DISTRICT NO. 2006-1 DOWNTOWN PARK OPERATION AND MAINTENANCE TAX

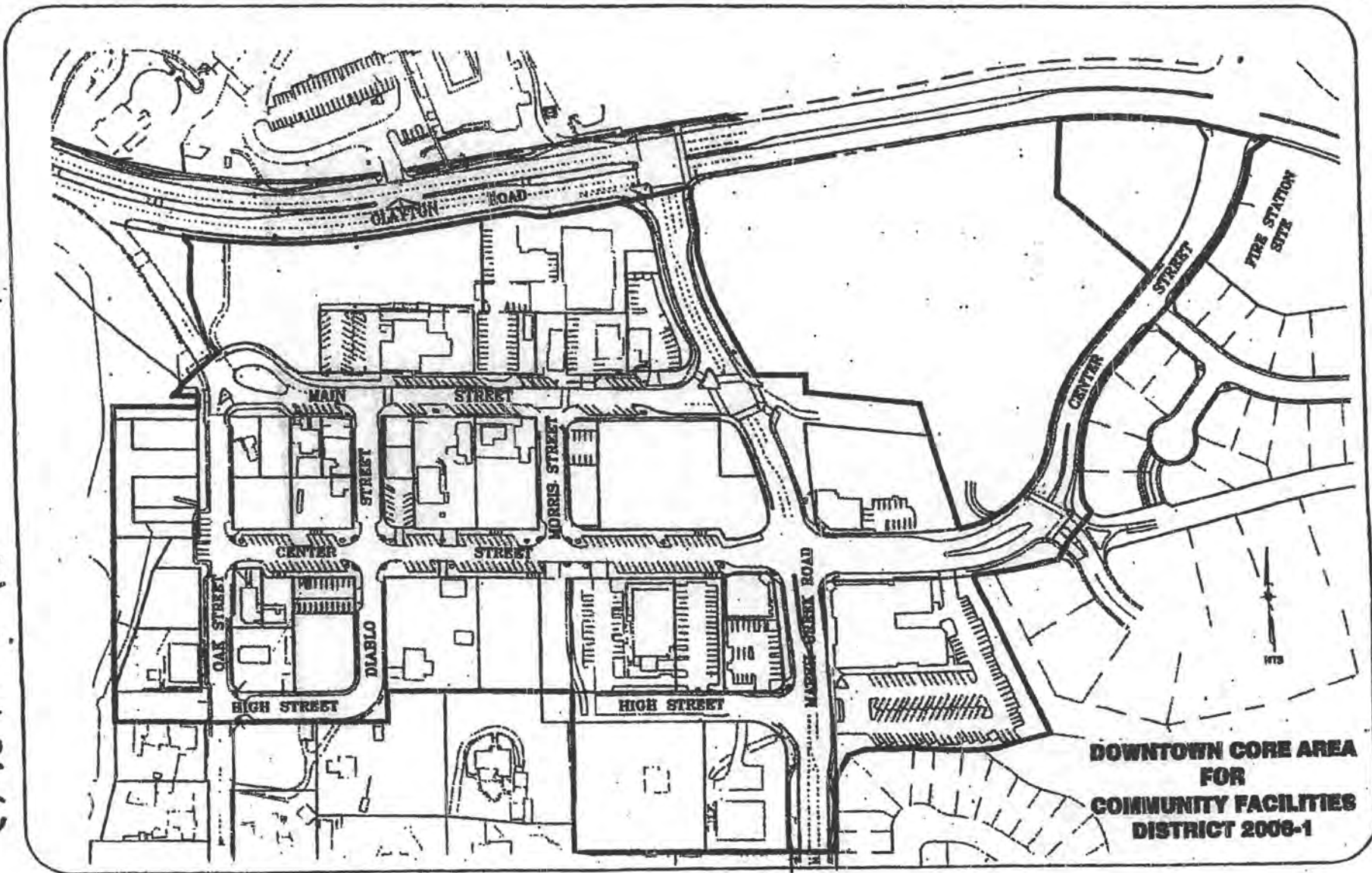


Legend

 CFD 2006-1 Boundary

Attachment 2a

Attachment 2b(2)



**DOWNTOWN CORE AREA
FOR
COMMUNITY FACILITIES
DISTRICT 2008-1**



City of Clayton

Community Facilities District No. 2006-1

Downtown Park Operation and Maintenance Tax

Annual Report

June 2016

Main Office
32605 Temecula Parkway, Suite 100
Temecula, CA 92592
Toll free: 800.676.7516 Fax: 951.296.1998

Regional Office
870 Market Street, Suite 1223
San Francisco, CA 94102
Toll free: 800.434.8349 Fax: 415.391.8439

Attachment 3

CITY OF CLAYTON
6000 Heritage Trail
Clayton, California 94517
Phone – (925) 673-7300
Fax – (925) 672-4917

City Council

Howard Geller, Mayor
Jim Diaz, Vice Mayor
Julie K. Pierce, Councilmember
Keith Haydon, Councilmember
David T. Shuey, Councilmember

City Staff

Gary Napper, City Manager
Laura Hoffmeister, Assistant to the City Manager
Kevin Mizuno, Finance Manager

Special Tax Administrator

NBS
Tim Seufert, Client Services Director
Greg Davidson, Director
Kristin Harvey, Senior Consultant
Darrylanne Zarate, Financial Analyst

EXECUTIVE SUMMARY/SPECIAL ISSUES

General Information Summary

Maturity	2016/17 Levy ⁽¹⁾	Parcel Count	Delinquency Rate ⁽²⁾
Fiscal Year 2016/17	\$126,494.12	4,299	1.88%

(1) Includes a rounding adjustment for County tax submittal purposes.

(2) Delinquency Rate for Fiscal Year 2015/16.

Community Facilities District No. 2006-1, Downtown Park Operation and Maintenance Tax (the "District") was created to finance the costs of operation, maintenance, repair and replacement of an approximate 1-acre public park (APN 119-015-005 and 006) adjacent to the western edge of (old) March Creek Road between Main and Center Streets located in Town Center Clayton.

In November 2014 voters approved Measure P by 81.25% approval. Measure P is an extension of Measure O, for the care and maintenance of Downtown Park. Measure O was established for a 10-year period (through 2017). The 2016/17 levy is included in the original Measure O. The special tax with the same rate methodology is extended for 20 years – beginning Fiscal Year 2017/18 through Fiscal Year 2036/37.

For Fiscal Year 2016/17, all taxable parcels within this District will be levied at 100% of their respective Maximum Special Tax. The Maximum Special Tax rates for Fiscal Year 2016/17, which have been escalated by 2.6950%, are as follows:

Residential Parcels:	\$20.08 per parcel
Downtown Core Parcels:	\$270.94 per ¼ acre or fraction thereof
Other Commercial Parcels:	\$118.78 per ¼ acre or fraction thereof
Recreational Open Space Parcels:	\$59.38 per ¼ acre or fraction thereof
Multi-Family Residential Care Facilities Parcels:	\$62.41 per ¼ acre or fraction thereof

The delinquency rate for the District was 1.88% for Fiscal Year 2015/16. With the City's authorization, NBS sent reminder and demand letters to delinquent property owners to encourage the immediate payment of delinquent property tax bills.

TABLE OF CONTENTS

EXECUTIVE SUMMARY/SPECIAL ISSUES

1. 2016/17 LEVY	1-1
1.1. Special Tax Spread	1-1
2. DELINQUENCY MANAGEMENT	2-1
2.1. Delinquency Summary	2-1
2.2. Delinquency Summary Report.....	2-2
3. RATE AND METHOD OF APPORTIONMENT	3-1
3.1. Method of Apportionment	3-1
3.2. Definitions.....	3-1
3.3. Special Tax Formula.....	3-1
3.4. Special Tax Escalator Factor.....	3-2
3.5. Duration of Special Tax Levy.....	3-2
4. BACKGROUND INFORMATION	4-1
4.1. Project Description	4-1
4.2. Resolutions.....	4-1
4.3. Boundary Map	4-2
5. DELINQUENCY DETAIL	5-1
6. 2016/17 SPECIAL TAX ROLL	6-1

1. 2016/17 LEVY

1.1. Special Tax Spread

All taxable parcels within the District were levied at 100% of their respective Maximum Special Tax rate for Fiscal Year 2016/17. The details of the Special Tax, spread amongst the 4,299 parcels within the District, are as follows:

Parcel Classification	Parcel Count	Maximum Rate	Total Maximum Special Tax	Total Amount Levied (3)
Residential (1)	4,043	\$20.08	\$81,183.44	\$81,183.44
Downtown Core (2)	31	270.94	20,862.38	20,862.38
Other Commercial (2)	22	118.78	14,966.28	14,966.28
Recreational Open Space (2)	6	59.38	7,422.50	7,422.50
Multi-Family Residential Care Facilities (2)	2	62.41	2,059.53	2,059.52
Exempt	195	0.00	0.00	0.00
Total	4,299		\$126,494.13	\$126,494.12

- (1) Per the Rate and Method of Apportionment, the maximum special tax for residential parcels is calculated on a per parcel basis.
- (2) Per the Rate and Method of Apportionment, the maximum special tax for Downtown Core, other commercial, recreational open space and multi-family residential care facilities is calculated per ¼ acre or fraction thereof.
- (3) Includes a rounding adjustment for County tax submittal purposes.

The table below shows the Fiscal Year 2015/16 Maximum Special Tax within each of the six classifications of the District:

Parcel Classification	Parcel Count	Maximum Rate	Total Maximum Special Tax
Residential (1)	4,043	\$19.55	\$79,040.67
Downtown Core (2)	31	263.83	20,315.19
Other Commercial (2)	21	115.67	14,458.79
Recreational Open Space (2)	6	57.82	7,228.69
Multi-Family Residential Care Facilities (2)	2	60.77	2,005.61
Exempt	196	0.00	0.00
Total	4,299		\$123,048.95

- (1) Per the Rate and Method of Apportionment, the maximum special tax for residential parcels is calculated on a per parcel basis.
- (2) Per the Rate and Method of Apportionment, the maximum special tax for Downtown Core, other commercial, recreational open space and multi-family residential care facilities is calculated per ¼ acre or fraction thereof.

Please refer to section 3 of this report for details of the Special Tax Formula.

2. DELINQUENCY MANAGEMENT

2.1. Delinquency Summary

The following table shows the Fiscal Year 2015/16 delinquency rate for the District:

2015/16 Levy	2015/16 Delinquencies	2015/16 Delinquency Rate	Delinquency Management Steps Taken
\$123,008.14	\$2,318.26	1.88%	Reminder and Demand Letters Sent

NBS monitors the delinquency rate and reviews the delinquency situation after each payment date. With the City's authorization, NBS sent reminder and demand letters to delinquent property owners to encourage the immediate payment of delinquent property tax bills.

Please refer to section 5 of this report for a delinquency detail report for the District.

2.2. Delinquency Summary Report

The following pages summarize delinquencies for the 2015/16 and prior fiscal years.

City of Clayton
Delinquency Summary Report
As of: 06/13/2016

District	Due Date	Billed Amount	Paid Amount	Delinquent Amount	Delinquent Amount %	Billed Installments	Paid Installments	Delinquent Installments	Delinquent Installments %
CFD 2006-1									
08/01/2007 Billing:									
	12/10/2007	\$50,888.87	\$50,888.87	\$0.00	0.00%	4,074	4,074	0	0.00%
	04/10/2008	\$50,888.87	\$50,888.87	\$0.00	0.00%	4,074	4,074	0	0.00%
	Subtotal:	\$101,777.74	\$101,777.74	\$0.00	0.00%	8,148	8,148	0	0.00%
08/01/2008 Billing:									
	12/10/2008	\$52,481.16	\$52,481.16	\$0.00	0.00%	4,081	4,081	0	0.00%
	04/10/2009	\$52,481.16	\$52,472.73	\$8.43	0.02%	4,081	4,080	1	0.02%
	Subtotal:	\$104,962.32	\$104,953.89	\$8.43	0.01%	8,162	8,161	1	0.01%
08/01/2009 Billing:									
	12/10/2009	\$53,567.86	\$53,559.37	\$8.49	0.02%	4,105	4,104	1	0.02%
	04/10/2010	\$53,567.86	\$53,559.37	\$8.49	0.02%	4,105	4,104	1	0.02%
	Subtotal:	\$107,135.72	\$107,118.74	\$16.98	0.02%	8,210	8,208	2	0.02%
08/01/2010 Billing:									
	12/10/2010	\$54,504.71	\$54,504.71	\$0.00	0.00%	4,105	4,105	0	0.00%
	04/10/2011	\$54,504.71	\$54,496.07	\$8.64	0.02%	4,105	4,104	1	0.02%
	Subtotal:	\$109,009.42	\$109,000.78	\$8.64	0.01%	8,210	8,209	1	0.01%
08/01/2011 Billing:									
	12/10/2011	\$55,898.46	\$55,889.58	\$8.88	0.02%	4,103	4,102	1	0.02%
	04/10/2012	\$55,898.46	\$55,880.70	\$17.76	0.03%	4,103	4,101	2	0.05%
	Subtotal:	\$111,796.92	\$111,770.28	\$26.64	0.02%	8,206	8,203	3	0.04%
08/01/2012 Billing:									
	12/10/2012	\$57,082.13	\$57,027.71	\$54.42	0.10%	4,103	4,097	6	0.15%
	04/10/2013	\$57,082.13	\$57,018.64	\$63.49	0.11%	4,103	4,096	7	0.17%
	Subtotal:	\$114,164.26	\$114,046.35	\$117.91	0.10%	8,206	8,193	13	0.16%
08/01/2013 Billing:									
	12/10/2013	\$58,417.11	\$58,370.71	\$46.40	0.08%	4,103	4,098	5	0.12%
	04/10/2014	\$58,417.11	\$58,361.43	\$55.68	0.10%	4,103	4,097	6	0.15%
	Subtotal:	\$116,834.22	\$116,732.14	\$102.08	0.09%	8,206	8,195	11	0.13%

**City of Clayton
Delinquency Summary Report**

As of: 06/13/2016

District	Due Date	Billed Amount	Paid Amount	Delinquent Amount	Delinquent Amount %	Billed Installments	Paid Installments	Delinquent Installments	Delinquent Installments %
CFD 2006-1									
	08/01/2014 Billing:								
	12/10/2014	\$60,050.88	\$59,984.10	\$66.78	0.11%	4,103	4,096	7	0.17%
	04/10/2015	\$60,050.88	\$59,974.56	\$76.32	0.13%	4,103	4,095	8	0.19%
	Subtotal:	\$120,101.76	\$119,958.66	\$143.10	0.12%	8,206	8,191	15	0.18%
	08/01/2015 Billing:								
	12/10/2015	\$61,504.07	\$61,181.66	\$322.41	0.52%	4,103	4,070	33	0.80%
	04/10/2016	\$61,504.07	\$59,508.22	\$1,995.85	3.25%	4,103	3,986	117	2.85%
	Subtotal:	\$123,008.14	\$120,689.88	\$2,318.26	1.88%	8,206	8,056	150	1.83%
CFD 2006-1	Total:	\$1,008,790.50	\$1,006,048.46	\$2,742.04	0.27 %	73,760	73,564	196	0.27 %
Agency Grand Total:		\$1,008,790.50	\$1,006,048.46	\$2,742.04	0.27%	73,760	73,564	196	0.27%

3. RATE AND METHOD OF APPORTIONMENT

3.1. Method of Apportionment

A Special Tax will be levied annually on each taxable parcel of land within the District and collected in the same manner as ordinary ad valorem property taxes or in such manner as the City Council or its designee shall determine, including City-originated billing of the affected property owners.

3.2. Definitions

Taxable Parcels - Parcels of land within the boundaries of the District that are not included in the "Exempt Parcel" category listed below.

Exempt Parcels - Parcels of land owned by a public school district, and parcels of land owned by the City of Clayton or the Clayton Redevelopment Agency outside the boundaries of the defined Downtown Core area.

Residential Parcels - Taxable Parcels of land in the District that are classified in the City of Clayton General Plan as either single-family, multi-family or rural estate residential parcels.

Downtown Core Parcels - Taxable Parcels within the Downtown Core area that are not classified as "Residential Parcels."

Other Commercial Parcels - Taxable Parcels outside the boundaries of the Downtown Core area that are not classified as "Residential Parcels," "Recreational Open Space Parcels" or "Multi-Family Residential Care Facilities Parcels."

Recreational Open Space Parcels - Taxable Parcels classified as "Private Golf Course" in the City of Clayton General Plan.

Multi-Family Residential Care Facilities Parcels - Taxable Parcels having institutional or congregate care residential units within a facility with an on-site manager.

Special Tax - The Special Tax allowed to be levied on property within the District, calculated pursuant to the Rate and Method of Apportionment of Special Tax.

3.3. Special Tax Formula

- A. **Residential Parcels** - An annual Special Tax will be levied on all Residential Parcels, as defined above, at the per parcel tax rate shown below for each Fiscal Year 2007/08 through 2016/17:

Residential Parcel Annual Special Tax Rate for Fiscal Year 2007/08: \$16.39 per parcel.

- B. **Downtown Core Parcels** - An annual Special Tax will be levied on all non-Residential Parcels within the Downtown Core area, as defined above, at the per ¼ acre or fraction thereof, parcel rate shown below for each Fiscal Year 2007/08 through 2016/17:

Downtown Core Parcel Annual Special Tax Rate for Fiscal Year 2007/08: \$221.05 per ¼ acre or fraction thereof parcel size as shown on the County tax roll.

- C. **Other Commercial Parcels** - An annual Special Tax will be levied on all non-Residential Parcels outside the Downtown Core area, as defined above, at the per ¼ acre or fraction thereof parcel rate shown below for each Fiscal Year 2007/08 through 2016/07:

Other Commercial Parcel Annual Special Tax Rate for Fiscal Year 2007/08: \$96.92 per ¼ acre or fraction thereof parcel size as shown on the County tax roll.

- D. **Recreational Open Space Parcels** - An annual Special Tax will be levied on all Private Golf Course Parcels, as defined above, at the per ¼ acre or fraction thereof parcel rate shown below for each Fiscal Year 2007/08 through 2016/17:

Recreational Open Space Parcel Annual Special Tax Rate for Fiscal Year 2007/08: \$48.46 per ¼ acre or fraction thereof parcel size as shown on the County tax roll.

- E. **Multi-Family Residential Care Facilities Parcels** - An annual Special Tax will be levied on all Multi-Family Residential Care Facilities Parcels, as defined above, at the per ¼ acre or fraction thereof parcel rate shown below for each Fiscal Year 2007/08 through 2016/17:

Multi-Family Residential Care Facilities Parcel Annual Special Tax Rate for Fiscal Year 2007/08: \$50.92 per ¼ acre or fraction thereof parcel size as shown on the County tax roll.

3.4. Special Tax Escalator Factor

In Fiscal Years 2008/09 through 2016/17, each annual Special Tax rate may be increased annually by the City of Clayton City Council in an amount not to exceed the full annual adjustment (April to April) in the Consumer Price Index – All Urban Consumers, San Francisco-Oakland-San Jose, CA Area (Base Period 1982-84 =100)(the “CPI increase”). This escalation factor is applicable if determined by the City to be necessary due to expected or actual increases in the operational, maintenance, repair and replacement expenses attributable to the District. In no event shall each annual Special Tax rate in any fiscal year increase by more than three percent (3%) over the previous year.

The Special Tax Escalation Factor for Fiscal Year 2016/17 is 2.6950%.

3.5. Duration of Special Tax Levy

The Special Tax will be levied annually for a period of ten (10) years commencing with Fiscal Year 2007/08 through and including Fiscal Year 2016/17. After the ten (10) year duration has expired the Special Tax may no longer be levied or collected unless extended pursuant to applicable laws, except that a Special Tax that was lawfully levied in or before the final tax year and that remains delinquent may be collected in subsequent years. Fiscal Year 2016/17 will be the final levy under the current authority to levy, as discussed in the executive summary.

4. BACKGROUND INFORMATION

4.1. Project Description

The services that are proposed to be financed by the District shall include the attributable costs of operation, maintenance, repair and replacement of:

Downtown Park – which includes, but is not limited to:

Costs of operation, maintenance, repair and replacement of an approximate 1-acre public park (APN 119-015-005, 006) abutting the western edge of (old) Marsh Creek Road between Main and Center Streets located in Town Center Clayton.

Definitions

“Costs of Operation, Maintenance, Repair and Replacement” of the foregoing public park improvements means the furnishing of services and materials for the ordinary and usual operation, maintenance and care of a downtown public park with its appurtenant facilities, public restroom, gazebo, playground equipment and improvements, including repair, removal or replacement of all or part of any landscaping or turf or appurtenant facilities providing for the life, growth, health and beauty of the landscaping, including cultivation, irrigation, trimming, pruning, spraying, fertilizing and treating for disease or injury; the removal of trimmings, rubbish, debris, litter and other solid wastes; and the eradication of landscape pests, including but not limited to vermin and rodents, ground squirrels, gophers, and moles.

“Maintenance” also means the furnishing of water for public health purposes and irrigation of the park turf, trees and landscaping, and the supply of the electricity to operate the attendant irrigation systems, park lights and electrical outlets. In addition, allowable expenses include the County's cost to levy and collect the District's assessment through the annual property tax bill, the City's shared equipment and facilities charges, City prorated overhead charges to administer and manage the District, and District reserve funds for capital replacements, vandalism and major repairs.

The foregoing services shall be provided through and by the City, either with its own labor forces or by contract with third parties, or any combination thereof, as determined solely by the City.

4.2. Resolutions

The resolution approved by the City Council authorizing the levy of the special tax was not available at the time of writing this report.

4.3. Boundary Map

The following pages show the boundaries of the District.

5. DELINQUENCY DETAIL

The following pages detail delinquencies for the 2015/16 and prior fiscal years.

City of Clayton
CFD 2006-1 Downtown Park Tax
Delinquency Detail Report
 Late Charges Calculated Through: 06/13/2016

Account ID	Owner	Due Date	Amount	Penalties	Fees (1)	Total	Delinquency Mgmt (2)	Misc (3)
118-031-012	DOWNS DAVID F & KRISTEN K TRE 5484 TARA DR CLAYTON, CA 94517	04/10/2016	9.77	0.98	0.00	10.75		
		Account Subtotal:	\$9.77	\$0.98	\$0.00	\$10.75		
118-031-055	PEACE GROVE INC EDEN HOUSING MANAGEMENT INC 409 JACKSON ST HAYWARD, CA 94544	04/10/2016	212.71	21.27	0.00	233.98	RL	
		Account Subtotal:	\$212.71	\$21.27	\$0.00	\$233.98		
118-063-006	HUSTON JEFFREY J & JANINE TRE 1531 N MITCHELL CANYON RD CLAYTON, CA 94517	12/10/2015 04/10/2016	9.77 9.77	0.98 0.98	0.00 0.00	10.75 10.75		
		Account Subtotal:	\$19.54	\$1.96	\$0.00	\$21.50		
118-093-001	COUCHOT G RICHARD & JANET TRE 5974 CARDINET DR CLAYTON, CA 94517	04/10/2015 12/10/2015 04/10/2016	8.54 9.77 9.77	2.67 0.98 0.98	0.00 0.00 0.00	12.21 10.75 10.75		
		Account Subtotal:	\$28.08	\$4.63	\$0.00	\$33.71		
118-093-007	ALOFF HELGA E TRE 5931 WALLACE DR CLAYTON, CA 94517	04/10/2016	9.77	0.98	0.00	10.75		
		Account Subtotal:	\$9.77	\$0.98	\$0.00	\$10.75		
118-101-020	APODACA MARC A TRE 5518 SOUTHBROOK DR CLAYTON, CA 94517	04/10/2016	9.77	0.98	0.00	10.75		
		Account Subtotal:	\$9.77	\$0.98	\$0.00	\$10.75		
118-163-002	KERR HERBERT & BARBARA 1504 HAVILAND CT CLAYTON, CA 94517	04/10/2016	9.77	0.98	0.00	10.75		
		Account Subtotal:	\$9.77	\$0.98	\$0.00	\$10.75		

(1) Fees: This amount excludes Delinquency Management fees that were or will be collected in a subsequent billing.
 (2) Delinquency Management (DM): RL=Reminder Letter Sent; DL=Demand Letter Sent; SR=Tax Roll Removal Requested; SC=Tax Roll Removal Confirmed; FL=Foreclosure Letter Sent; OL=Other Letter Sent; FI=Judicial Foreclosure Initiated; CP=County Payment Plan; FH=Judicial Foreclosure on Hold/Special Case; FC=Foreclosure Complete; LIT=Litigation Guarantee; LGL=Legal Fees and Costs; O=Other Fees; SO=Tax Roll Removal County Fee; PP=Payment Plan.
 (3) Miscellaneous Codes: DB=Direct Bill Sent; BK=Declared Bankruptcy; PM=Partial Payment made, remainder delinquent.

City of Clayton
CFD 2006-1 Downtown Park Tax
Delinquency Detail Report
 Late Charges Calculated Through: 06/13/2016

Account ID	Owner	Due Date	Amount	Penalties	Fees (1)	Total	Delinquency Mgmt (2)	Misc (3)
118-222-011	HENDRICK IVAN L & CHRISALEE C PO BOX 860 CLAYTON, CA 94517	04/10/2009	8.43	11.46	0.00	19.89	RL,DL	
		12/10/2009	8.49	10.02	0.00	18.51	RL,DL	
		04/10/2010	8.49	10.02	0.00	18.51	RL,DL	
		04/10/2011	8.64	8.64	0.00	17.28	RL,DL	
		12/10/2011	8.88	7.28	0.00	16.16	DL	
		04/10/2012	8.88	7.28	0.00	16.16	DL	
		12/10/2012	9.07	5.80	0.00	14.87	DL	
		04/10/2013	9.07	5.80	0.00	14.87	DL	
	Account Subtotal:		\$89.95	\$86.30	\$0.00	\$136.25		
118-230-009	NOVAK PAUL A & CAMPBELL CORINNE N 402 DIABLO CREEK PL CLAYTON, CA 94517	12/10/2015	9.77	0.98	0.00	10.75		
		04/10/2016	9.77	0.98	0.00	10.75		
		Account Subtotal:	\$19.54	\$1.96	\$0.00	\$21.50		
118-331-017	YOUNG STEVEN A & YASMIN M TRE 1851 YOLANDA CIR CLAYTON, CA 94517	04/10/2016	9.77	0.98	0.00	10.75		
		Account Subtotal:	\$9.77	\$0.98	\$0.00	\$10.75		
118-381-009	OSIAS DONALD EDWARD TRE PO BOX 625 CLAYTON, CA 94517	12/10/2015	9.77	0.98	0.00	10.75		
		04/10/2016	9.77	0.98	0.00	10.75		
		Account Subtotal:	\$19.54	\$1.96	\$0.00	\$21.50		
118-381-039	MOORE GREGORY & JEANETTE 1847 EAGLE PEAK AVE CLAYTON, CA 94517	04/10/2016	9.77	0.98	0.00	10.75		
		Account Subtotal:	\$9.77	\$0.98	\$0.00	\$10.75		
118-382-002	NGUYEN DUyen & TRAN DEN VAN 1876 EAGLE PEAK AVE CLAYTON, CA 94517	12/10/2015	9.77	0.98	0.00	10.75		
		04/10/2016	9.77	0.98	0.00	10.75		
		Account Subtotal:	\$19.54	\$1.96	\$0.00	\$21.50		

(1) Fees: This amount excludes Delinquency Management fees that were or will be collected in a subsequent billing.
 (2) Delinquency Management (DM): RL=Reminder Letter Sent; DL=Demand Letter Sent; SR=Tax Roll Removal Requested; SC=Tax Roll Removal Confirmed; FL=Foreclosure Letter Sent; OL=Other Letter Sent; FI=Judicial Foreclosure Initiated; CP=County Payment Plan; FH=Judicial Foreclosure on Hold/Special Case; FC=Foreclosure Complete; LIT=Litigation Guarantee; LGL=Legal Fees and Costs; O=Other Fees; SO=Tax Roll Removal County Fee; PP=Payment Plan.
 (3) Miscellaneous Codes: DB=Direct Bill Sent; BK=Declared Bankruptcy; PM=Partial Payment made, remainder delinquent.

City of Clayton
CFD 2006-1 Downtown Park Tax
Delinquency Detail Report
 Late Charges Calculated Through: 06/13/2016

Account ID	Owner	Due Date	Amount	Penalties	Fees (1)	Total	Delinquency Mgmt (2)	Misc (3)
118-392-016	BOLAND DAVID & KELLY 145 JOSCOLO VIEW CLAYTON, CA 94517	04/10/2016	9.77	0.98	0.00	10.75		
		Account Subtotal:	\$9.77	\$0.98	\$0.00	\$10.75		
118-401-042	KWOCK-LAU JENNIFER 401 CHUPCAN PL CLAYTON, CA 94517	04/10/2016	9.77	0.98	0.00	10.75		
		Account Subtotal:	\$9.77	\$0.98	\$0.00	\$10.75		
118-402-003	TEETERS JULIE D 1739 INDIAN WELLS WAY CLAYTON, CA 94517	04/10/2016	9.77	0.98	0.00	10.75		
		Account Subtotal:	\$9.77	\$0.98	\$0.00	\$10.75		
118-402-049	BRENNAN CURTIS J & LIZA G 215 ROUND HOUSE PL CLAYTON, CA 94517	12/10/2015 04/10/2016	9.77 9.77	0.98 0.98	0.00 0.00	10.75 10.75		
		Account Subtotal:	\$19.54	\$1.96	\$0.00	\$21.50		
118-410-104	BILLO WILLIAM F & YVONNE R TRE 1368 SHELL LN CLAYTON, CA 94517	12/10/2013 04/10/2014 12/10/2014 04/10/2015 12/10/2015 04/10/2016	9.28 9.28 9.54 9.54 9.77 9.77	4.27 4.27 2.67 2.67 0.98 0.98	0.00 0.00 0.00 0.00 0.00 0.00	13.55 13.55 12.21 12.21 10.75 10.75		
		Account Subtotal:	\$57.18	\$15.84	\$0.00	\$73.02		
118-410-105	RASMUSSEN MARY ANN 1370 SHELL LN CLAYTON, CA 94517	12/10/2015 04/10/2016	9.77 9.77	0.98 0.98	0.00 0.00	10.75 10.75		
		Account Subtotal:	\$19.54	\$1.96	\$0.00	\$21.50		
118-410-106	PARKER MARCUS & ALEKSANDRA A 1372 SHELL LN CLAYTON, CA 94517	04/10/2016	9.77	0.98	0.00	10.75		
		Account Subtotal:	\$9.77	\$0.98	\$0.00	\$10.75		

(1) Fees: This amount excludes Delinquency Management fees that were or will be collected in a subsequent billing.
 (2) Delinquency Management (DM): RL=Reminder Letter Sent; DL=Demand Letter Sent; SR=Tax Roll Removal Requested; SC=Tax Roll Removal Confirmed; FL=Foreclosure Letter Sent; OL=Other Letter Sent; FI=Judicial Foreclosure Initiated; CP=County Payment Plan; FH=Judicial Foreclosure on Hold/Special Case; FC=Foreclosure Complete; LIT=Litigation Guarantee; LGL=Legal Fees and Costs; O=Other Fees; SO=Tax Roll Removal County Fee; PP=Payment Plan.
 (3) Miscellaneous Codes: DB=Direct Bill Sent; BK=Declared Bankruptcy; PM=Partial Payment made, remainder delinquent.

City of Clayton
CFD 2006-1 Downtown Park Tax
Delinquency Detail Report
 Late Charges Calculated Through: 06/13/2016

Account ID	Owner	Due Date	Amount	Penalties	Fees (1)	Total	Delinquency Mgmt (2)	Misc (3)
118-423-003	ERBEZ GEORGE T 3055 MIWOK WAY CLAYTON, CA 94517	04/10/2016	9.77	0.98	0.00	10.75		
		Account Subtotal:	\$9.77	\$0.98	\$0.00	\$10.75		
118-424-008	RINEHART DAVID E & PALMER CLARICE M 405 WAWONA LN CLAYTON, CA 94517	04/10/2016	9.77	0.98	0.00	10.75		
		Account Subtotal:	\$9.77	\$0.98	\$0.00	\$10.75		
118-442-012	VALENCIA JANET 3013 WINDMILL CANYON DR CLAYTON, CA 94517	04/10/2016	9.77	0.98	0.00	10.75		
		Account Subtotal:	\$9.77	\$0.98	\$0.00	\$10.75		
118-451-004	RIVERA ROBERT A & ROBYN O TRE 307 WINDMILL CANYON PL CLAYTON, CA 94517	04/10/2016	9.77	0.98	0.00	10.75		
		Account Subtotal:	\$9.77	\$0.98	\$0.00	\$10.75		
118-452-013	SARDI MARILYN J 203 FALCON PL CLAYTON, CA 94517	12/10/2015 04/10/2016	9.77 9.77	0.98 0.98	0.00 0.00	10.75 10.75		
		Account Subtotal:	\$19.54	\$1.96	\$0.00	\$21.50		
118-452-021	SINGH PAMELA KAUR 214 FALCON PL CLAYTON, CA 94517	12/10/2015 04/10/2016	9.77 9.77	0.98 0.98	0.00 0.00	10.75 10.75		
		Account Subtotal:	\$19.54	\$1.96	\$0.00	\$21.50		
118-460-005	KHAN FAROOQ H 608 JLPUN LOOP CLAYTON, CA 94517	04/10/2016	9.77	0.98	0.00	10.75		
		Account Subtotal:	\$9.77	\$0.98	\$0.00	\$10.75		
118-460-073	HEANEY DANIEL 722 ANIZUMNE CT CLAYTON, CA 94517	04/10/2016	9.77	0.98	0.00	10.75		
		Account Subtotal:	\$9.77	\$0.98	\$0.00	\$10.75		

(1) Fees: This amount excludes Delinquency Management fees that were or will be collected in a subsequent billing.
 (2) Delinquency Management (DM): RL=Reminder Letter Sent; DL=Demand Letter Sent; SR=Tax Roll Removal Requested; SC=Tax Roll Removal Confirmed; FL=Foreclosure Letter Sent; OL=Other Letter Sent; FI=Judicial Foreclosure Initiated; CP=County Payment Plan; FH=Judicial Foreclosure on Hold/Special Case; FC=Foreclosure Complete; LIT=Litigation Guarantee; LGL=Legal Fees and Costs; O=Other Fees; SO=Tax Roll Removal County Fee; PP=Payment Plan.
 (3) Miscellaneous Codes: DB=Direct Bill Sent; BK=Declared Bankruptcy; PM=Partial Payment made, remainder delinquent.

City of Clayton
CFD 2006-1 Downtown Park Tax
Delinquency Detail Report
 Late Charges Calculated Through: 06/13/2016

Account ID	Owner	Due Date	Amount	Penalties	Fees (1)	Total	Delinquency Mgmt (2)	Misc (3)
118-480-111	LAWRENCE MAUREEN E TRE 914 ARROWHEAD TER CLAYTON, CA 94517	04/10/2016	9.77	0.98	0.00	10.75		
		Account Subtotal:	\$9.77	\$0.98	\$0.00	\$10.75		
118-470-032	LUKINOV ARTEM & ELENA 1216 BUCKEYE TER CLAYTON, CA 94517	04/10/2016	9.77	0.98	0.00	10.75		
		Account Subtotal:	\$9.77	\$0.98	\$0.00	\$10.75		
118-470-064	KIM BENITA M 1003 FEATHER CIR CLAYTON, CA 94517	04/10/2016	9.77	0.98	0.00	10.75		
		Account Subtotal:	\$9.77	\$0.98	\$0.00	\$10.75		
118-470-118	GEISLER VICTOR K & TRACY N TRE 1023 FEATHER CIR CLAYTON, CA 94517	12/10/2015 04/10/2016	9.77 9.77	0.98 0.98	0.00 0.00	10.75 10.75		
		Account Subtotal:	\$19.54	\$1.96	\$0.00	\$21.50		
118-480-024	WILLIAMS CHRISTOPHER L TRE 1010 PEBBLE BEACH DR CLAYTON, CA 94517	04/10/2016	9.77	0.98	0.00	10.75		
		Account Subtotal:	\$9.77	\$0.98	\$0.00	\$10.75		
118-510-022	HEINRICH SARGON & BLAKE TAMMY 1160 TORREY PINES PL CLAYTON, CA 94517	04/10/2016	9.77	0.98	0.00	10.75		
		Account Subtotal:	\$9.77	\$0.98	\$0.00	\$10.75		
118-510-028	RAY SANJAY & ANURADHA TRE 164 SILVERADO CT CLAYTON, CA 94517	04/10/2016	9.77	0.98	0.00	10.75		
		Account Subtotal:	\$9.77	\$0.98	\$0.00	\$10.75		
118-510-031	LALLY KENNETH & KIM 163 SILVERADO CT CLAYTON, CA 94517	12/10/2015 04/10/2016	9.77 9.77	0.98 0.98	0.00 0.00	10.75 10.75		
		Account Subtotal:	\$19.54	\$1.96	\$0.00	\$21.50		

(1) Fees: This amount excludes Delinquency Management fees that were or will be collected in a subsequent billing.
 (2) Delinquency Management (DM): RL=Reminder Letter Sent; DL=Demand Letter Sent; SR=Tax Roll Removal Requested; SC=Tax Roll Removal Confirmed; FL=Foreclosure Letter Sent; OL=Other Letter Sent; FI=Judicial Foreclosure Initiated; CP=County Payment Plan; FH=Judicial Foreclosure on Hold/Special Case; FC=Foreclosure Complete; LIT=Litigation Guarantee; LGL=Legal Fees and Costs; O=Other Fees; SO=Tax Roll Removal County Fee; PP=Payment Plan.
 (3) Miscellaneous Codes: DB=Direct Bill Sent; BK=Declared Bankruptcy; PM=Partial Payment made, remainder delinquent.

City of Clayton
CFD 2006-1 Downtown Park Tax
Delinquency Detail Report
 Late Charges Calculated Through: 06/13/2016

Account ID	Owner	Due Date	Amount	Penalties	Fees (1)	Total	Delinquency Mgmt (2)	Misc (3)
118-530-003	NEIFERT JUDY LYN TRE 1405 INDIANHEAD WAY CLAYTON, CA 94517	04/10/2016	9.77	0.98	0.00	10.75		
		Account Subtotal:	\$9.77	\$0.98	\$0.00	\$10.75		
118-530-015	MONTGOMERY ANGELA 1429 INDIANHEAD WAY CLAYTON, CA 94517	04/10/2016	9.77	0.98	0.00	10.75		
		Account Subtotal:	\$9.77	\$0.98	\$0.00	\$10.75		
118-530-016	BECK SUSAN M 1431 INDIANHEAD WAY CLAYTON, CA 94517	12/10/2012 04/10/2013	9.07 9.07	5.80 5.80	0.00 0.00	14.87 14.87		
		Account Subtotal:	\$18.14	\$11.60	\$0.00	\$29.74		
118-530-043	SHIPMAN TANA G TRE 1485 INDIANHEAD CIR CLAYTON, CA 94517	12/10/2015 04/10/2016	9.77 9.77	0.98 0.98	0.00 0.00	10.75 10.75		
		Account Subtotal:	\$19.54	\$1.96	\$0.00	\$21.50		
118-530-050	STODDARD ANNE MARIE TRE 1480 INDIANHEAD CIR CLAYTON, CA 94517	12/10/2015 04/10/2016	9.77 9.77	0.98 0.98	0.00 0.00	10.75 10.75		
		Account Subtotal:	\$19.54	\$1.96	\$0.00	\$21.50		
118-540-014	HOWARD DONALD & DEBORAH TRE 4014 HUMMINGBIRD WAY CLAYTON, CA 94517	12/10/2015 04/10/2016	9.77 9.77	0.98 0.98	0.00 0.00	10.75 10.75		
		Account Subtotal:	\$19.54	\$1.96	\$0.00	\$21.50		
118-540-062	WALSH MICHAEL J 5006 RAVEN WAY CLAYTON, CA 94517	04/10/2016	9.77	0.98	0.00	10.75		
		Account Subtotal:	\$9.77	\$0.98	\$0.00	\$10.75		

(1) Fees: This amount excludes Delinquency Management fees that were or will be collected in a subsequent billing.
 (2) Delinquency Management (DM): RL=Reminder Letter Sent; DL=Demand Letter Sent; SR=Tax Roll Removal Requested; SC=Tax Roll Removal Confirmed; FL=Foreclosure Letter Sent; OL=Other Letter Sent; FI=Judicial Foreclosure Initiated; CP=County Payment Plan; FH=Judicial Foreclosure on Hold/Special Case; FC=Foreclosure Complete; LIT=Litigation Guarantee; LGL=Legal Fees and Costs; O=Other Fees; SC=Tax Roll Removal County Fee; PP=Payment Plan.
 (3) Miscellaneous Codes: DB=Direct Bill Sent; BK=Declared Bankruptcy; PM=Partial Payment made, remainder delinquent.

City of Clayton
CFD 2006-1 Downtown Park Tax
Delinquency Detail Report
 Late Charges Calculated Through: 06/13/2016

Account ID	Owner	Due Date	Amount	Penalties	Fees (1)	Total	Delinquency Mgmt (2)	Misc (3)
118-550-026	PALLOTTA DOUG & KIMBERLY 1120 PEACOCK CREEK DR CLAYTON, CA 94517	04/10/2016	9.77	0.98	0.00	10.75		
		Account Subtotal:	\$9.77	\$0.98	\$0.00	\$10.75		
118-550-031	YUEN RONALD A PATRICIA YUEN 1254 QUIET CIR CONCORD, CA 94521	04/10/2016	9.77	0.98	0.00	10.75		
		Account Subtotal:	\$9.77	\$0.98	\$0.00	\$10.75		
118-570-024	DATSYUK IVAN & JULIA 476 OBSIDIAN WAY CLAYTON, CA 94517	04/10/2016	9.77	0.98	0.00	10.75		
		Account Subtotal:	\$9.77	\$0.98	\$0.00	\$10.75		
118-590-030	RIGOLI DANIEL A & DIANA M 4801 KELLER RIDGE DR CLAYTON, CA 94517	04/10/2016	9.77	0.98	0.00	10.75		
		Account Subtotal:	\$9.77	\$0.98	\$0.00	\$10.75		
118-600-008	LISBONA DORIAN A & CLAUDIA TRE 1739 ORO VALLEY CIR WALNUT CREEK, CA 94596	04/10/2016	9.77	0.98	0.00	10.75		
		Account Subtotal:	\$9.77	\$0.98	\$0.00	\$10.75		
118-620-026	COLT SAMUEL T & CATHERINE L 6024 GOLDEN EAGLE WAY CLAYTON, CA 94517	04/10/2016	9.77	0.98	0.00	10.75		
		Account Subtotal:	\$9.77	\$0.98	\$0.00	\$10.75		
118-620-027	SIMPSON SCOTT 8022 GOLDEN EAGLE WAY CLAYTON, CA 94517	04/10/2016	9.77	0.98	0.00	10.75		
		Account Subtotal:	\$9.77	\$0.98	\$0.00	\$10.75		

(1) Fees: This amount excludes Delinquency Management fees that were or will be collected in a subsequent billing.
 (2) Delinquency Management (DM): RL=Reminder Letter Sent; DL=Demand Letter Sent; SR=Tax Roll Removal Requested; SC=Tax Roll Removal Confirmed; FL=Foreclosure Letter Sent; OL=Other Letter Sent; FI=Judicial Foreclosure Initiated; CP=County Payment Plan; FH=Judicial Foreclosure on Hold/Special Case; FC=Foreclosure Complete; LIT=Litigation Guarantee; LGL=Legal Fees and Costs; O=Other Fees; SO=Tax Roll Removal County Fee; PP=Payment Plan.
 (3) Miscellaneous Codes: DB=Direct Bill Sent; BK=Declared Bankruptcy; PM=Partial Payment made, remainder delinquent.

City of Clayton
CFD 2006-1 Downtown Park Tax
Delinquency Detail Report
 Late Charges Calculated Through: 06/13/2016

Account ID	Owner	Due Date	Amount	Penalties	Fees (1)	Total	Delinquency Mgmt (2)	Misc (3)
118-630-037	BELUSA ERIC R & MONIQUE TRE & BELUSA MONIQUE R 4425 TREAT BLVD #B CONCORD, CA 94521	04/10/2016	9.77	0.98	0.00	10.75		
		Account Subtotal:	\$9.77	\$0.98	\$0.00	\$10.75		
118-640-040	KATZMAN DANIEL M 8006 KELOK WAY CLAYTON, CA 94517	12/10/2015 04/10/2016	9.77 9.77	0.98 0.98	0.00 0.00	10.75 10.75		
		Account Subtotal:	\$19.54	\$1.96	\$0.00	\$21.50		
118-650-011	VILLASENOR JAMES & SAENZ HILDA 805 GRAY FOX PL CLAYTON, CA 94517	04/10/2016	9.77	0.98	0.00	10.75		
		Account Subtotal:	\$9.77	\$0.98	\$0.00	\$10.75		
118-650-021	PALMER EDWARD P & JOY D 9008 ELK DR CLAYTON, CA 94517	04/10/2016	9.77	0.98	0.00	10.75		
		Account Subtotal:	\$9.77	\$0.98	\$0.00	\$10.75		
118-670-033	BUTLER MICHAEL W TRE 5230 KELLER RIDGE DR CLAYTON, CA 94517	04/10/2016	9.77	0.98	0.00	10.75		
		Account Subtotal:	\$9.77	\$0.98	\$0.00	\$10.75		
118-680-006	SPICER DARIAN F & MERCIA 5211 KELLER RIDGE DR CLAYTON, CA 94517	04/10/2016	9.77	0.98	0.00	10.75		
		Account Subtotal:	\$9.77	\$0.98	\$0.00	\$10.75		
118-690-007	CADEMARTORI DAVID & STEPHANIE 303 COAL MINE CT CLAYTON, CA 94517	12/10/2015 04/10/2016	9.77 9.77	0.98 0.98	0.00 0.00	10.75 10.75		
		Account Subtotal:	\$19.54	\$1.96	\$0.00	\$21.50		

(1) Fees: This amount excludes Delinquency Management fees that were or will be collected in a subsequent billing.
 (2) Delinquency Management (DM): RL=Reminder Letter Sent; DL=Demand Letter Sent; SR=Tax Roll Removal Requested; SC=Tax Roll Removal Confirmed; FL=Foreclosure Letter Sent; OL=Other Letter Sent; FI=Judicial Foreclosure Initiated; CP=County Payment Plan; FH=Judicial Foreclosure on Hold/Special Case; FC=Foreclosure Complete; LIT=Litigation Guarantees; LGL=Legal Fees and Costs; O=Other Fees; SO=Tax Roll Removal County Fee; PP=Payment Plan.
 (3) Miscellaneous Codes: DB=Direct Bill Sent; BK=Declared Bankruptcy; PM=Partial Payment made, remainder delinquent.

City of Clayton
CFD 2006-1 Downtown Park Tax
Delinquency Detail Report
 Late Charges Calculated Through: 06/13/2016

Account ID	Owner	Due Date	Amount	Penalties	Fees (1)	Total	Delinquency Mgmt (2)	Misc (3)
118-690-012	DELUMEN TONY & JENNIFER TRE 1237 DEEP CREEK RD LIVERMORE, CA 94550	04/10/2016	9.77	0.98	0.00	10.75		
		Account Subtotal:	\$9.77	\$0.98	\$0.00	\$10.75		
118-700-014	DARCY PATRICK & JUDI 1227 BRIDLEWOOD CT CLAYTON, CA 94517	04/10/2016	9.77	0.98	0.00	10.75		
		Account Subtotal:	\$9.77	\$0.98	\$0.00	\$10.75		
119-021-013	JORDAN WILLIAM PATRICK TRE 6690 MARSH CREEK RD CLAYTON, CA 94517	04/10/2016	9.77	0.98	0.00	10.75		
		Account Subtotal:	\$9.77	\$0.98	\$0.00	\$10.75		
119-021-055	JORDAN WILLIAM PATRICK TRE 6690 MARSH CREEK RD CLAYTON, CA 94517	04/10/2016	9.77	0.98	0.00	10.75		
		Account Subtotal:	\$9.77	\$0.98	\$0.00	\$10.75		
119-021-063	JORDAN WILLIAM P TRE 6690 MARSH CREEK RD CLAYTON, CA 94517	04/10/2016	659.58	65.96	0.00	725.54	RL	
		Account Subtotal:	\$659.58	\$65.96	\$0.00	\$725.54		
119-022-001	MATHEWS JOHN W EST OF C/O: VIOLET CHURCHILL 11507 SILVERGATE DR DUBLIN, CA 94588	12/10/2014 04/10/2015 12/10/2015 04/10/2016	9.54 9.54 9.77 9.77	2.67 2.67 0.98 0.98	0.00 0.00 0.00 0.00	12.21 12.21 10.75 10.75	DL DL DL DL	
		Account Subtotal:	\$38.62	\$7.30	\$0.00	\$45.92		
119-040-035	CATALAN HENRY 925 DOUGLAS RD CLAYTON, CA 94517	12/10/2014 04/10/2015 12/10/2015 04/10/2016	9.54 9.54 9.77 9.77	2.67 2.67 0.98 0.98	0.00 0.00 0.00 0.00	12.21 12.21 10.75 10.75	RL RL RL RL	
		Account Subtotal:	\$38.62	\$7.30	\$0.00	\$45.92		

(1) Fees: This amount excludes Delinquency Management fees that were or will be collected in a subsequent billing.
 (2) Delinquency Management (DM): RL=Reminder Letter Sent; DL=Demand Letter Sent; SR=Tax Roll Removal Requested; SC=Tax Roll Removal Confirmed; FL=Foreclosure Letter Sent; OL=Other Letter Sent; FI=Judicial Foreclosure Initiated; CP=County Payment Plan; FH=Judicial Foreclosure on Hold/Special Case; FC=Foreclosure Complete; LIT=Litigation Guarantees; LGL=Legal Fees and Costs; O=Other Fees; SO=Tax Roll Removal County Fee; PP=Payment Plan.
 (3) Miscellaneous Codes: DB=Direct Bill Sent; BK=Declared Bankruptcy; PM=Partial Payment made, remainder delinquent.

City of Clayton
CFD 2006-1 Downtown Park Tax
Delinquency Detail Report
 Late Charges Calculated Through: 06/13/2016

Account ID	Owner	Due Date	Amount	Penalties	Fees (1)	Total	Delinquency Mgmt (2)	Misc (3)
119-102-006	MCEVEN DARRIN L & JOUKOFF BEVERLY GILLARD 5877 HERRIMAN DR CLAYTON, CA 94517	04/10/2016	9.77	0.98	0.00	10.75		
		Account Subtotal:	\$9.77	\$0.98	\$0.00	\$10.75		
119-111-007	LINVILLE KATHRYN 11 NEWMAN CT CLAYTON, CA 94517	04/10/2012 12/10/2012 04/10/2013	8.88 9.07 9.07	7.28 5.80 5.80	0.00 0.00 0.00	16.16 14.87 14.87	RL RL RL	
		Account Subtotal:	\$27.02	\$18.88	\$0.00	\$45.90		
119-111-010	MARTINEZ ALEJANDRO & DELACERDA CECILIA 1019 KENSTON DR CLAYTON, CA 94517	04/10/2016	9.77	0.98	0.00	10.75		
		Account Subtotal:	\$9.77	\$0.98	\$0.00	\$10.75		
119-113-006	PINI RONALD L & JOANN 32 TIFFIN CT CLAYTON, CA 94517	04/10/2016	9.77	0.98	0.00	10.75		
		Account Subtotal:	\$9.77	\$0.98	\$0.00	\$10.75		
119-141-008	MURPHY SEAN M & ROUCHON VANESSA P 214 MOUNTAIRE CIR CLAYTON, CA 94517	04/10/2016	9.77	0.98	0.00	10.75		
		Account Subtotal:	\$9.77	\$0.98	\$0.00	\$10.75		
119-141-010	RINGENBERG GORDON & GRETE TRE 218 MOUNTAIRE CIR CLAYTON, CA 94517	04/10/2016	9.77	0.98	0.00	10.75		
		Account Subtotal:	\$9.77	\$0.98	\$0.00	\$10.75		
119-212-019	PISANI STEVEN W & AMANDA 20 MT RUSHMORE PL CLAYTON, CA 94517	04/10/2016	9.77	0.98	0.00	10.75		
		Account Subtotal:	\$9.77	\$0.98	\$0.00	\$10.75		

(1) Fees: This amount excludes Delinquency Management fees that were or will be collected in a subsequent billing.
 (2) Delinquency Management (DM): RL=Reminder Letter Sent; DL=Demand Letter Sent; SR=Tax Roll Removal Requested; SC=Tax Roll Removal Confirmed; FL=Foreclosure Letter Sent; OL=Other Letter Sent; FI=Judicial Foreclosure Initiated; CP=County Payment Plan; FH=Judicial Foreclosure on Hold/Special Case; FC=Foreclosure Complete; LIT=Litigation Guarantee; LGL=Legal Fees and Costs; O=Other Fees; SO=Tax Roll Removal County Fee; PP=Payment Plan.
 (3) Miscellaneous Codes: DB=Direct Bill Sent; BK=Declared Bankruptcy; PM=Partial Payment made, remainder delinquent.

City of Clayton
CFD 2006-1 Downtown Park Tax
Delinquency Detail Report
 Late Charges Calculated Through: 06/13/2016

Account ID	Owner	Due Date	Amount	Penalties	Fees (1)	Total	Delinquency Mgmt (2)	Misc (3)
119-232-023	KAHL JUSTIN BENJAMIN 110 CEDAR POINTE LOOP #APT 1 SAN RAMON, CA 94583	12/10/2015	9.77	0.98	0.00	10.75		
		04/10/2016	9.77	0.98	0.00	10.75		
		Account Subtotal:	\$19.54	\$1.96	\$0.00	\$21.50		
119-232-043	ROUSSEAU GLORIA M 19 MT WILSON WAY CLAYTON, CA 94517	04/10/2016	9.77	0.98	0.00	10.75		
		Account Subtotal:	\$9.77	\$0.98	\$0.00	\$10.75		
119-242-007	MORALES DENISE A TRE 96 DIANA WAY ANTIOCH, CA 94509	12/10/2015	9.77	0.98	0.00	10.75		
		04/10/2016	9.77	0.98	0.00	10.75		
		Account Subtotal:	\$19.54	\$1.96	\$0.00	\$21.50		
119-242-031	TOMHAVE KAREN L TRE 43 LONG CREEK CIR CLAYTON, CA 94517	04/10/2016	9.77	0.98	0.00	10.75		
		Account Subtotal:	\$9.77	\$0.98	\$0.00	\$10.75		
119-274-001	MORGAN TIMOTHY J 1285 PARKSIDE DR WALNUT CREEK, CA 94596	12/10/2012	9.07	5.80	0.00	14.87	RL,DL	
		04/10/2013	9.07	5.80	0.00	14.87	RL,DL	
		12/10/2013	9.28	4.27	0.00	13.55	RL,DL	
		04/10/2014	9.28	4.27	0.00	13.55	RL,DL	
		Account Subtotal:	\$36.70	\$20.14	\$0.00	\$56.84		
119-290-018	RICKARD MICHAEL G & MARIBEL M 30 MOUNTAIRE PL CLAYTON, CA 94517	04/10/2016	9.77	0.98	0.00	10.75		
		Account Subtotal:	\$9.77	\$0.98	\$0.00	\$10.75		
119-290-021	ATKINSON NELSON 1121 KEITH DR CONCORD, CA 94518	04/10/2016	9.77	0.98	0.00	10.75		
		Account Subtotal:	\$9.77	\$0.98	\$0.00	\$10.75		

(1) Fees: This amount excludes Delinquency Management fees that were or will be collected in a subsequent billing.
 (2) Delinquency Management (DM): RL=Reminder Letter Sent; DL=Demand Letter Sent; SR=Tax Roll Removal Requested; SC=Tax Roll Removal Confirmed; FL=Foreclosure Letter Sent; OL=Other Letter Sent; FI=Judicial Foreclosure Initiated; CP=County Payment Plan; FH=Judicial Foreclosure on Hold/Special Case; FC=Foreclosure Complete; LIT=Litigation Guaranteed; LGL=Legal Fees and Costs; O=Other Fees; SO=Tax Roll Removal County Fee; PP=Payment Plan.
 (3) Miscellaneous Codes: DB=Direct Bill Sent; BK=Declared Bankruptcy; PM=Partial Payment made, remainder delinquent.

City of Clayton
CFD 2006-1 Downtown Park Tax
Delinquency Detail Report
 Late Charges Calculated Through: 06/13/2016

Account ID	Owner	Due Date	Amount	Penalties	Fees (1)	Total	Delinquency Mgmt (2)	Misc (3)
119-302-024	PELINO MARSHA 589 MT DELL DR CLAYTON, CA 94517	04/10/2016	9.77	0.98	0.00	10.75		
		Account Subtotal:	\$9.77	\$0.98	\$0.00	\$10.75		
119-321-010	TYRYFTER JOAN 45 PETAR CT CLAYTON, CA 94517	12/10/2013 04/10/2014 12/10/2014 04/10/2015 12/10/2015 04/10/2016	9.28 9.28 9.54 9.54 9.77 9.77	4.27 4.27 2.67 2.67 0.98 0.98	0.00 0.00 0.00 0.00 0.00 0.00	13.55 13.55 12.21 12.21 10.75 10.75	RL,DL RL,DL RL,DL RL,DL DL DL	
		Account Subtotal:	\$57.18	\$15.84	\$0.00	\$73.02		
119-322-009	STROUD ALEX 3425 KLAMATH WOODS PL CONCORD, CA 94518	04/10/2016	9.77	0.98	0.00	10.75		
		Account Subtotal:	\$9.77	\$0.98	\$0.00	\$10.75		
119-322-020	ISAKSON DAVID O & ALICE J TRE 2 MIRANGO CT CLAYTON, CA 94517	12/10/2015 04/10/2016	9.77 9.77	0.98 0.98	0.00 0.00	10.75 10.75		
		Account Subtotal:	\$19.54	\$1.96	\$0.00	\$21.50		
119-322-029	KINDORF LAUREN A TRE 33 EL PORTAL DR CLAYTON, CA 94517	04/10/2016	9.77	0.98	0.00	10.75		
		Account Subtotal:	\$9.77	\$0.98	\$0.00	\$10.75		
119-331-013	MANION ROBERT S & VELAINE TRE 26 LONDON CT CLAYTON, CA 94517	04/10/2016	9.77	0.98	0.00	10.75		
		Account Subtotal:	\$9.77	\$0.98	\$0.00	\$10.75		
119-381-002	WHEELER KEVIN J & CYNTHIA A PO BOX 21125 CONCORD, CA 94521	04/10/2016	9.77	0.98	0.00	10.75		
		Account Subtotal:	\$9.77	\$0.98	\$0.00	\$10.75		

(1) Fees: This amount excludes Delinquency Management fees that were or will be collected in a subsequent billing.

(2) Delinquency Management (DM): RL=Reminder Letter Sent; DL=Demand Letter Sent; SR=Tax Roll Removal Requested; SC=Tax Roll Removal Confirmed; FL=Foreclosure Letter Sent; OL=Other Letter Sent; FI=Judicial Foreclosure Initiated; CP=County Payment Plan; FH=Judicial Foreclosure on Hold/Special Case; FC=Foreclosure Complete; LIT=Litigation Guarantees; LGL=Legal Fees and Costs; O=Other Fees; SO=Tax Roll Removal County Fee; PP=Payment Plan.

(3) Miscellaneous Codes: DB=Direct Bill Sent; BK=Declared Bankruptcy; PM=Partial Payment made, remainder delinquent.

City of Clayton
CFD 2006-1 Downtown Park Tax
Delinquency Detail Report
 Late Charges Calculated Through: 06/13/2016

Account ID	Owner	Due Date	Amount	Penalties	Fees (1)	Total	Delinquency Mgmt (2)	Misc (3)
119-400-008	FLAGSTAR BANK FSB 5151 CORPORATE DR TROY, MI 48098	04/10/2016	9.77	0.98	0.00	10.75		
		Account Subtotal:	\$9.77	\$0.98	\$0.00	\$10.75		
119-421-022	AGUILAR OLGA L TRE 419 MT SEQUOIA CT CLAYTON, CA 94517	04/10/2016	9.77	0.98	0.00	10.75		
		Account Subtotal:	\$9.77	\$0.98	\$0.00	\$10.75		
119-440-004	SCHROEDER CRISTY L & JOHNSON ERIK A 3130 W HARVARD ST SANTA ANA, CA 92704	12/10/2015 04/10/2016	9.77 9.77	0.98 0.98	0.00 0.00	10.75 10.75		
		Account Subtotal:	\$19.54	\$1.96	\$0.00	\$21.50		
119-451-002	SUNDIN ERIC G 207 CLIFFORD CT CLAYTON, CA 94517	04/10/2016	9.77	0.98	0.00	10.75		
		Account Subtotal:	\$9.77	\$0.98	\$0.00	\$10.75		
119-451-021	COVERDALE BRUCE P & HELEN 517 E MYRICK CT CLAYTON, CA 94517	04/10/2016	9.77	0.98	0.00	10.75		
		Account Subtotal:	\$9.77	\$0.98	\$0.00	\$10.75		
119-451-022	LYNN WILLIAM CRAIG & RATH RAQUEL GYNAN 523 E MYRICK CT CLAYTON, CA 94517	04/10/2016	9.77	0.98	0.00	10.75		
		Account Subtotal:	\$9.77	\$0.98	\$0.00	\$10.75		
119-452-009	FRIBLEY FRANK III & LINDA TRE 131 EL MOLINO DR CLAYTON, CA 94517	12/10/2015 04/10/2016	9.77 9.77	0.98 0.98	0.00 0.00	10.75 10.75		
		Account Subtotal:	\$19.54	\$1.96	\$0.00	\$21.50		
119-472-024	CULLEN KEVIN & OLSON DYLAN 1941 DAVIS ST SAN LEANDRO, CA 94577	04/10/2016	9.77	0.98	0.00	10.75		
		Account Subtotal:	\$9.77	\$0.98	\$0.00	\$10.75		

(1) Fees: This amount excludes Delinquency Management fees that were or will be collected in a subsequent billing.
 (2) Delinquency Management (DM): RL=Reminder Letter Sent; DL=Demand Letter Sent; SR=Tax Roll Removal Requested; SC=Tax Roll Removal Confirmed; FL=Foreclosure Letter Sent; OL=Other Letter Sent; FI=Judicial Foreclosure Initiated; CP=County Payment Plan; FH=Judicial Foreclosure on Hold/Special Case; FC=Foreclosure Complete; LIT=Litigation Guarantee; LGL=Legal Fees and Costs; O=Other Fees; SO=Tax Roll Removal County Fee; PP=Payment Plan.
 (3) Miscellaneous Codes: DB=Direct Bill Sent; BK=Declared Bankruptcy; PM=Partial Payment made, remainder delinquent.

City of Clayton
CFD 2006-1 Downtown Park Tax
Delinquency Detail Report
 Late Charges Calculated Through: 06/13/2016

Account ID	Owner	Due Date	Amount	Penalties	Fees (1)	Total	Delinquency Mgmt (2)	Misc (3)
119-472-025	SCHWARTZ JAMES & ELIZABETH 214 BIGELOW ST CLAYTON, CA 94517	04/10/2016	9.77	0.98	0.00	10.75		
		Account Subtotal:	\$9.77	\$0.98	\$0.00	\$10.75		
119-473-010	CLEGG DAVID HUGH TRE 268 BIGELOW ST CLAYTON, CA 94517	04/10/2016	9.77	0.98	0.00	10.75		
		Account Subtotal:	\$9.77	\$0.98	\$0.00	\$10.75		
119-480-002	HANSEN EDWARD W & ELIZABETH R 245 BIGELOW ST CLAYTON, CA 94517	04/10/2016	9.77	0.98	0.00	10.75		
		Account Subtotal:	\$9.77	\$0.98	\$0.00	\$10.75		
119-480-008	MINGAY BRUCE M & MARY K 7246 MARSH CREEK CIR CLAYTON, CA 94517	12/10/2015 04/10/2016	9.77 9.77	0.98 0.98	0.00 0.00	10.75 10.75		
		Account Subtotal:	\$19.54	\$1.96	\$0.00	\$21.50		
119-490-010	VEATCH JAMES JEFFREY 109 SKELLY HERCULES, CA 94547	12/10/2015 04/10/2016	9.77 9.77	0.98 0.98	0.00 0.00	10.75 10.75		
		Account Subtotal:	\$19.54	\$1.96	\$0.00	\$21.50		
119-490-031	COOPER JOHN R & JODY A TRE 591 MT OLIVET PL CLAYTON, CA 94517	04/10/2016	9.77	0.98	0.00	10.75		
		Account Subtotal:	\$9.77	\$0.98	\$0.00	\$10.75		
119-490-040	DOSS WILLIAM E & DEBORAH G 851 MT OLIVET CT CLAYTON, CA 94517	04/10/2016	9.77	0.98	0.00	10.75		
		Account Subtotal:	\$9.77	\$0.98	\$0.00	\$10.75		
119-530-004	SORENSEN ERIC & KARYN L TRE 814 SAVIGNON CT CLAYTON, CA 94517	12/10/2015 04/10/2016	9.77 9.77	0.98 0.98	0.00 0.00	10.75 10.75		
		Account Subtotal:	\$19.54	\$1.96	\$0.00	\$21.50		

(1) Fees: This amount excludes Delinquency Management fees that were or will be collected in a subsequent billing.
 (2) Delinquency Management (DM): RL=Reminder Letter Sent; DL=Demand Letter Sent; SR=Tax Roll Removal Requested; SC=Tax Roll Removal Confirmed; FL=Foreclosure Letter Sent; OL=Other Letter Sent; FI=Judicial Foreclosure Initiated; CP=County Payment Plan; FH=Judicial Foreclosure on Hold/Special Case; FC=Foreclosure Complete; LIT=Litigation Guarantees; LGL=Legal Fees and Costs; O=Other Fees; SO=Tax Roll Removal County Fee; PP=Payment Plan.
 (3) Miscellaneous Codes: DB=Direct Bill Sent; BK=Declared Bankruptcy; PM=Partial Payment made, remainder delinquent.

City of Clayton
CFD 2006-1 Downtown Park Tax
Delinquency Detail Report
 Late Charges Calculated Through: 06/13/2016

Account ID	Owner	Due Date	Amount	Penalties	Fees (1)	Total	Delinquency Mgmt (2)	Misc (3)
119-530-006	CASTANEDA JUAN F TRE 826 SAVIGNON CT CLAYTON, CA 94517	12/10/2014	9.54	2.67	0.00	12.21		
		04/10/2015	9.54	2.67	0.00	12.21		
		04/10/2016	9.77	0.98	0.00	10.75		
		Account Subtotal:	\$28.85	\$6.32	\$0.00	\$35.17		
119-530-020	WELTY RANDALL E & ANN L 1146 EASLEY DR CLAYTON, CA 94517	04/10/2016	9.77	0.98	0.00	10.75		
		Account Subtotal:	\$9.77	\$0.98	\$0.00	\$10.75		
119-555-009	CORDOVA CARMEN 1077 NURSERY LN CONCORD, CA 94520	12/10/2015	9.77	0.98	0.00	10.75		
		04/10/2016	9.77	0.98	0.00	10.75		
		Account Subtotal:	\$19.54	\$1.96	\$0.00	\$21.50		
119-582-010	REDLICK MICHAEL J & LYNN M TRE 320 CHARDONNAY CIR CLAYTON, CA 94517	04/10/2016	9.77	0.98	0.00	10.75		
		Account Subtotal:	\$9.77	\$0.98	\$0.00	\$10.75		
119-594-005	KAISER KAREN TRE 1190 RIDGEWOOD DR CONCORD, CA 94518	04/10/2016	9.77	0.98	0.00	10.75		
		Account Subtotal:	\$9.77	\$0.98	\$0.00	\$10.75		
119-610-009	KULSTAD R JOHN TRE 41 LA CANADA CT CLAYTON, CA 94517	04/10/2016	9.77	0.98	0.00	10.75		
		Account Subtotal:	\$9.77	\$0.98	\$0.00	\$10.75		

(1) Fees: This amount excludes Delinquency Management fees that were or will be collected in a subsequent billing.
 (2) Delinquency Management (DM): RL=Reminder Letter Sent; DL=Demand Letter Sent; SR=Tax Roll Removal Requested; SC=Tax Roll Removal Confirmed; FL=Foreclosure Letter Sent; OL=Other Letter Sent; FI=Judicial Foreclosure Initiated; CP=County Payment Plan; FH=Judicial Foreclosure on Hold/Special Case; FC=Foreclosure Complete; LIT=Litigation Guarantees; LGL=Legal Fees and Costs; O=Other Fees; SO=Tax Roll Removal County Fee; PP=Payment Plan.
 (3) Miscellaneous Codes: DB=Direct Bill Sent; BK=Declared Bankruptcy; PM=Partial Payment made, remainder delinquent.

City of Clayton
CFD 2006-1 Downtown Park Tax
Delinquency Detail Report
 Late Charges Calculated Through: 06/13/2016

Account ID	Owner	Due Date	Amount	Penalties	Fees (1)	Total	Delinquency Mgmt (2)	Misc (3)
119-620-045	DICKIE DARREN & KATHLEEN 257 STRANAHAN CIR CLAYTON, CA 94517	12/10/2012	9.07	5.80	0.00	14.87	RL,DL	
		04/10/2013	9.07	5.80	0.00	14.87	RL,DL	
		12/10/2013	9.28	4.27	0.00	13.55	RL,DL	
		04/10/2014	9.28	4.27	0.00	13.55	RL,DL	
		12/10/2014	9.54	2.67	0.00	12.21	RL,DL	
		04/10/2015	9.54	2.67	0.00	12.21	DL	
		12/10/2015	9.77	0.98	0.00	10.75	DL	
		04/10/2016	9.77	0.98	0.00	10.75	DL	
	Account Subtotal:		\$75.32	\$27.44	\$0.00	\$102.76		
119-620-050	SHERMAN STEVEN R & LAURA J TRE 243 STRANAHAN CIR CLAYTON, CA 94517	04/10/2016	9.77	0.98	0.00	10.75		
			Account Subtotal:		\$9.77	\$0.98	\$0.00	\$10.75
120-013-002	HARE DAVID M TRE 5832 FOUR OAKS LN CLAYTON, CA 94517	12/10/2012	9.07	5.80	0.00	14.87	RL,DL	
		04/10/2013	9.07	5.80	0.00	14.87	RL,DL	
		12/10/2013	9.28	4.27	0.00	13.55	RL,DL	
		04/10/2014	9.28	4.27	0.00	13.55	RL,DL	
		12/10/2014	9.54	2.67	0.00	12.21	RL,DL	
		04/10/2015	9.54	2.67	0.00	12.21	DL	
		12/10/2015	9.77	0.98	0.00	10.75	DL	
		04/10/2016	9.77	0.98	0.00	10.75	DL	
	Account Subtotal:		\$75.32	\$27.44	\$0.00	\$102.76		
120-014-001	MAFFEI LORETTA R TRE 125 W MOLTKE ST DALY CITY, CA 94014	04/10/2016	9.77	0.98	0.00	10.75		
			Account Subtotal:		\$9.77	\$0.98	\$0.00	\$10.75
120-024-007	SKINNER STEVEN K 67 NOTTINGHAM CIR CLAYTON, CA 94517	04/10/2016	9.77	0.98	0.00	10.75		
			Account Subtotal:		\$9.77	\$0.98	\$0.00	\$10.75

(1) Fees: This amount excludes Delinquency Management fees that were or will be collected in a subsequent billing.
 (2) Delinquency Management (DM): RL=Reminder Letter Sent; DL=Demand Letter Sent; SR=Tax Roll Removal Requested; SC=Tax Roll Removal Confirmed; FL=Foreclosure Letter Sent; OL=Other Letter Sent; FI=Judicial Foreclosure Initiated; CP=County Payment Plan; FH=Judicial Foreclosure on Hold/Special Case; FC=Foreclosure Complete; LIT=Litigation Guarantee; LGL=Legal Fees and Costs; O=Other Fees; SO=Tax Roll Removal County Fee; PP=Payment Plan.
 (3) Miscellaneous Codes: DB=Direct Bill Sent; BK=Declared Bankruptcy; PM=Partial Payment made, remainder delinquent.

City of Clayton
CFD 2006-1 Downtown Park Tax
Delinquency Detail Report
 Late Charges Calculated Through: 06/13/2016

Account ID	Owner	Due Date	Amount	Penalties	Fees (1)	Total	Delinquency Mgmt (2)	Misc (3)
120-025-004	FRANK JENNIFER TRE 2329 SILVER CREEK CIR ANTIOCH, CA 94509	12/10/2015	9.77	0.98	0.00	10.75		
		04/10/2016	9.77	0.98	0.00	10.75		
		Account Subtotal:	\$18.54	\$1.96	\$0.00	\$21.50		
120-032-004	TREMAINE RICHARD E & MARY J 20 NOTTINGHAM CIR CLAYTON, CA 94517	04/10/2013	9.07	5.80	0.00	14.87		
		04/10/2014	9.28	4.27	0.00	13.55		
		Account Subtotal:	\$18.35	\$10.07	\$0.00	\$28.42		
120-033-004	ROYSTER ROBERT C & JOANNE TRE 19 NOTTINGHAM CIR CLAYTON, CA 94517	04/10/2016	9.77	0.98	0.00	10.75		
		Account Subtotal:	\$9.77	\$0.98	\$0.00	\$10.75		
120-033-008	MILLAR C JOHN S & MARSHA TRE 1 ATCHINSON STAGE CT CLAYTON, CA 94517	04/10/2016	9.77	0.98	0.00	10.75		
		Account Subtotal:	\$9.77	\$0.98	\$0.00	\$10.75		
120-043-001	ABBOTT BARBARA M TRE 2760 E 4TH ST #APT 2 NATIONAL CITY, CA 91950	12/10/2015	9.77	0.98	0.00	10.75		
		04/10/2016	9.77	0.98	0.00	10.75		
		Account Subtotal:	\$19.54	\$1.96	\$0.00	\$21.50		
120-043-037	ROSKELLEY DAVID J TRE 3300 BLOOMFIELD RD SEBASTOPOL, CA 95472	04/10/2016	9.77	0.98	0.00	10.75		
		Account Subtotal:	\$9.77	\$0.98	\$0.00	\$10.75		
120-043-038	ROSKELLEY DAVID J TRE 3300 BLOOMFIELD RD SEBASTOPOL, CA 95472	04/10/2016	9.78	0.98	0.00	10.76		
		Account Subtotal:	\$9.78	\$0.98	\$0.00	\$10.76		

(1) Fees: This amount excludes Delinquency Management fees that were or will be collected in a subsequent billing.
 (2) Delinquency Management (DM): RL=Reminder Letter Sent; DL=Demand Letter Sent; SR=Tax Roll Removal Requested; SC=Tax Roll Removal Confirmed; FL=Foreclosure Letter Sent; OL=Other Letter Sent; FI=Judicial Foreclosure Initiated; CP=County Payment Plan; FH=Judicial Foreclosure on Hold/Special Case; FC=Foreclosure Complete; LIT=Litigation Guarantee; LGL=Legal Fees and Costs; O=Other Fees; SO=Tax Roll Removal County Fee; PP=Payment Plan.
 (3) Miscellaneous Codes: DB=Direct Bill Sent; BK=Declared Bankruptcy; PM=Partial Payment made, remainder delinquent.

City of Clayton
CFD 2006-1 Downtown Park Tax
Delinquency Detail Report
 Late Charges Calculated Through: 06/13/2016

Account ID	Owner	Due Date	Amount	Penalties	Fees (1)	Total	Delinquency Mgmt (2)	Misc (3)
120-105-003	OSBORN PRENTICE & OSBORN RONALD & PRENTICE 1433 YOSEMITE CIR CLAYTON, CA 94517	04/10/2016	9.77	0.98	0.00	10.75		
		Account Subtotal:	\$9.77	\$0.98	\$0.00	\$10.75		
120-112-001	GUNDERSHAUG GARY 1348 YOSEMITE CIR CLAYTON, CA 94517	04/10/2016	9.77	0.98	0.00	10.75		
		Account Subtotal:	\$9.77	\$0.98	\$0.00	\$10.75		
121-081-018	SPENCER SHAWN R & MARIBETH M 1013 MITCHELL CANYON RD CLAYTON, CA 94517	04/10/2016	9.77	0.98	0.00	10.75		
		Account Subtotal:	\$9.77	\$0.98	\$0.00	\$10.75		
District Totals:	122 Accounts		\$2,742.04	\$456.67	\$0.00	\$3,198.71		
Report Totals:	122 Accounts		\$2,742.04	\$456.67	\$0.00	\$3,198.71		

(1) Fees: This amount excludes Delinquency Management fees that were or will be collected in a subsequent billing.
 (2) Delinquency Management (DM): RL=Reminder Letter Sent; DL=Demand Letter Sent; SR=Tax Roll Removal Requested; SC=Tax Roll Removal Confirmed; FL=Foreclosure Letter Sent; OL=Other Letter Sent; FI=Judicial Foreclosure Initiated; CP=County Payment Plan; FH=Judicial Foreclosure on Hold/Special Case; FC=Foreclosure Complete; LIT=Litigation Guarantee; LGL=Legal Fees and Costs; O=Other Fees; SO=Tax Roll Removal County Fee; PP=Payment Plan.
 (3) Miscellaneous Codes: DB=Direct Bill Sent; BK=Declared Bankruptcy; PM=Partial Payment made, remainder delinquent.

6. 2016/17 SPECIAL TAX ROLL

The following pages show the 2016/17 Special Tax Roll for the District.

FY 2016-2017 SPECIAL TAX ROLL Summary

CFD 2006-1 Downtown "The Grove" Park Maintenance District Special Tax

For fiscal year 2015-2016 the assessor's parcel numbers and the special tax amounts are as set forth in the Community Facilities District No. 2006-1 (Downtown "The Grove" Park Maintenance) Preliminary Billing Levy Detail Report for FY 2016-2017 on file in the City Clerk's office, City Hall, 6000 Heritage Trail, Clayton, CA.

Due to the length of the report, it is summarized as follows:

For FY 2016-2017 the following shall be levied:

Residential parcels, (single family, condo, and townhouse) shall have a rate of \$20.08 per parcel.

Downtown Core Area shall have a rate of \$270.94 per ¼ acre or fraction thereof.

Other Commercial Parcels shall have a rate of \$118.78 per ¼ acre or fraction thereof.

Recreation Open Space parcels shall have a rate of \$59.38 per ¼ acre or fraction thereof.

Multifamily residential parcels shall have a rate of \$62.41 per ¼ acre or fraction thereof

Parcel size as shown on the most recent County tax and parcel records.

There are a total of 4104 parcels to be levied:

There are 4043 residential levies

There are 31 downtown core levies comprising 16 acres (or 77 ¼ unit acres)

There are 22 other commercial levies comprising 28 acres (or 125 ¼ unit acres)

There are 6 recreation levies comprising 31 acres (or 125 ¼ unit acres)


There are 2 multifamily levies comprising 8 acres (or 33 ¼ unit acres)

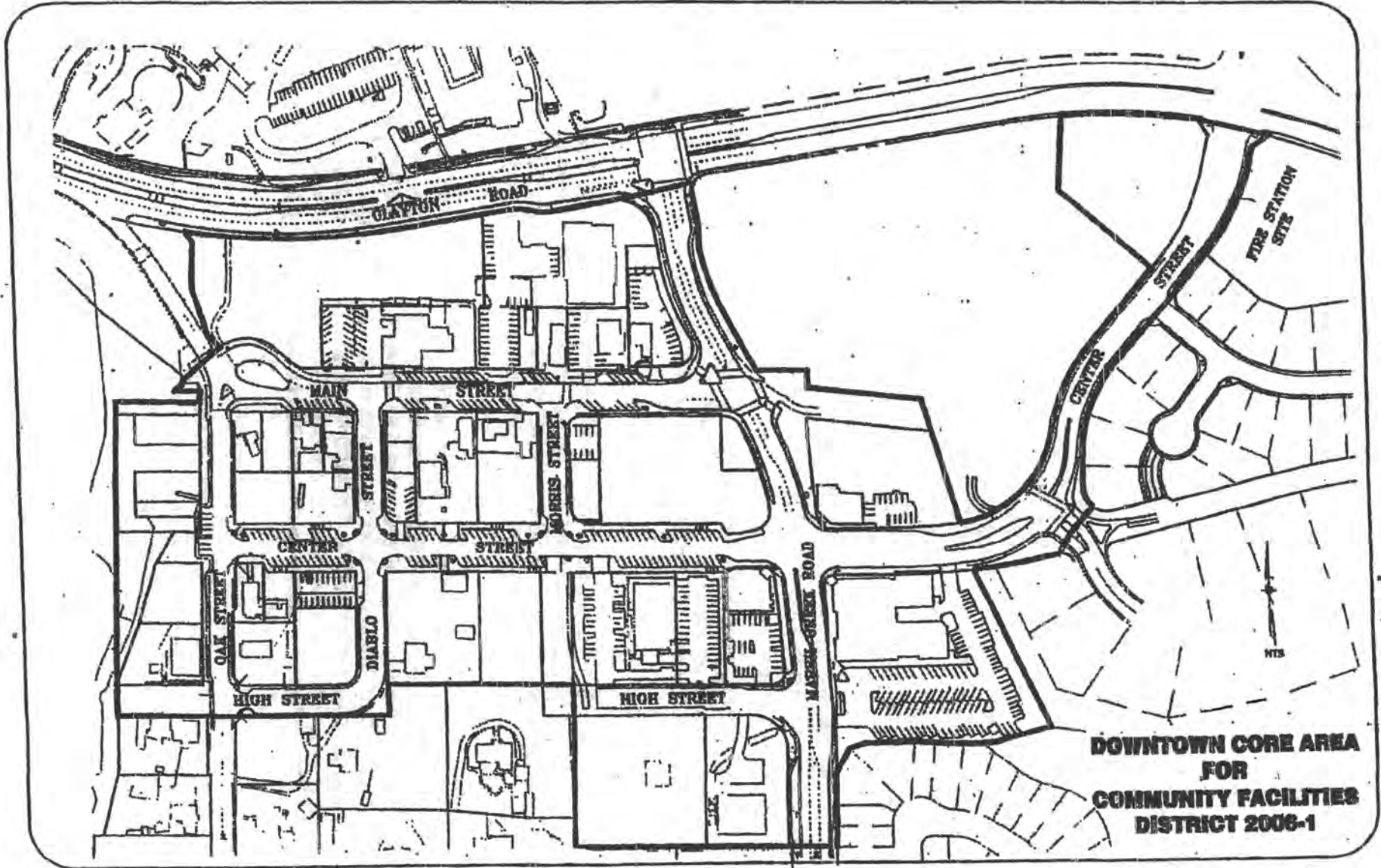
\$81,183.44 est. total revenue from residential
\$20,862.38 est. total revenue from downtown core
\$14,966.28 est. total revenue from other commercial
\$7,422.50 est. total revenue from recreation and open space
\$2,059.53 est. total revenue from multifamily
\$ 126,494.13 est. revenue for FY 16-17

**COMMUNITY FACILITIES DISTRICT NO. 2006-1
DOWNTOWN PARK OPERATION AND MAINTENANCE TAX**



Legend

 CFD 2006-1 Boundary



**DOWNTOWN CORE AREA
FOR
COMMUNITY FACILITIES
DISTRICT 2006-1**

ORDINANCE NO. 401

**AN ORDINANCE OF THE CITY COUNCIL OF THE CITY OF CLAYTON LEVYING SPECIAL TAXES WITHIN COMMUNITY FACILITIES DISTRICT NO. 2006-1
(Downtown Park Operation and Maintenance District)**

**THE CITY COUNCIL
City of Clayton, California**

WHEREAS, on May 16, 2006, the City Council (the "Council") of the City of Clayton (the "City") adopted City Resolution No. 19-2006 entitled "A Resolution of Intention to Establish a Community Facilities District to fund the Annual Operation and Maintenance of a Downtown Park for the time period of Ten Years, and to Authorize the Levy of Special Taxes Therein" (the "Resolution of Intention") stating its intent to establish City of Clayton Community Facilities District No. 2006-1 (Downtown Park Operation and Maintenance District) (the "CFD") pursuant to the Mello-Roos Community Facilities Act of 1982, Chapter 2.5 of Part 1 of Division 2 of Title 5, commencing with Section 53311, of the California Government Code (the "Act"), to finance certain services (the "Services"); and

WHEREAS, notice was duly published as required by the Act relative to the intention of this Council to form the CFD and to provide for the Services; and

WHEREAS, this Council held a noticed public hearing on June 20, 2006 as required by Act relative to the determination to proceed with the formation of the CFD and the rate and method of apportionment of the special tax to be levied within the CFD to finance the costs of the Services; and

WHEREAS, at said public hearing all persons desiring to be heard on all matters pertaining to the formation of the CFD and the levy of said special taxes were heard, substantial evidence was presented and considered by this Council and a full and fair hearing was held; and

WHEREAS, subsequent to said public hearing, on June 20, 2006 this Council adopted City Resolution No. 23-2006 entitled "A Resolution of Formation of a Community Facilities District, Authorizing the Levy of a Special Tax Therein and Preliminarily Establishing an Appropriations Limit Therefor" (the "Resolution of Formation"), and further adopted City Resolution No. 24-2006 entitled "A Resolution Calling a Special Election in a Community Facilities District," which resolutions established the CFD, authorized the levy of a special tax with the CFD, and called an election within the CFD on the propositions of levying a special tax and establishing an appropriations limit within the CFD, respectively; and

WHEREAS, the November 7, 2006 election was held within the CFD in which the eligible registered voters approved the propositions presented by more than the two-thirds vote required by the Act, which approval was confirmed by City Resolution No. 59-2006 of this Council.

**NOW THEREFORE, THE CITY COUNCIL OF THE CITY OF CLAYTON DOES
ORDAIN as follows:**

Section 1. Special Tax Authorized. By the passage of this Ordinance this Council hereby authorizes and levies special taxes within the CFD pursuant to 53328 and 53340 of the Act, at the rates and in accordance with the method of apportionment set forth in Exhibit B to the Resolution of Formation (the "Rate and Method"). The special taxes are hereby levied commencing in fiscal year 2007-08 and in each fiscal year thereafter through fiscal year 2016-17 for the payment of all costs of the Services and payment of all costs of administering the CFD.

Section 2. Collection Official. Following the approval by the Council of a budget for the CFD for each fiscal year after 2007-08, the City Manager (or his or her designee) (the "Collection Official") is hereby authorized and directed in each fiscal year to determine the specific special tax rate and amount to be levied for the next ensuing fiscal year for each parcel of real property within the CFD, in accordance with such approved budget and in the manner and as provided in the Rate and Method of Apportionment. In the event that this Council has not adopted a budget for the CFD by July 31 of any year, the budget for that fiscal year shall be the same as the budget for the previous fiscal year.

Section 3. Exemptions. Properties or entities of the State, federal or local governments shall be exempt from any levy of the special taxes, as are certain other properties, to the extent set forth in the Rate and Method of Apportionment. In no event shall the special taxes be levied on any parcel within the CFD in excess of the maximum tax specified in the Rate and Method of Apportionment.

Section 4. Use of Special Tax. All of the collections of the special tax shall be used as provided for in the Act, the Rate and Method of Apportionment, and in the Resolution of Formation including, but not limited to, the payment of the costs of the Services, the payment of the costs of the City in administering the CFD and the costs of collecting and administering the special tax.

Section 5. Collection Method. The special taxes of the CFD shall be collected from time to time as necessary to meet the financial obligations of the CFD on the secured real property tax roll in the same manner as ordinary *ad valorem* taxes are collected. In each fiscal year commencing in the fiscal year 2007-08, the Collection Official is authorized and directed to provide all necessary information to the auditor/tax collector of the County of Contra Costa and to otherwise take all actions necessary in order to effect proper billing and collection of the special tax so that the special tax shall be levied and collected in sufficient amounts and at the times necessary to satisfy the financial obligations of the CFD in each fiscal year until the City shall cease to collect the special taxes and provision has been made for payment of all of the administrative costs of the CFD.

Notwithstanding the foregoing, the Collection Official may collect the special taxes by means of direct billing by the City to the property owners within the CFD if, in the judgment of

the Collection Official such means of collection will reduce the administrative burden on the City in administering the CFD or is otherwise appropriate in the circumstances. In such event, the special taxes shall become delinquent if not paid when due as set forth in any such respective billing to the property owners.

Whether the special taxes are levied in the manner provided in the first or the second preceding paragraph, the special taxes shall have the same lien priority, and be subject to the same penalties and the same procedure and sale in cases of delinquency as provided for ad valorem taxes. In addition, the provisions of Section 53356.1 of the Act shall apply to delinquent special tax payments.

Section 6. Partial Invalidity. If for any reason any portion of this ordinance is found to be invalid, or if the special tax is found inapplicable to any particular parcel within the CFD, by a Court of competent jurisdiction, the balance of this ordinance and the application of the special tax to the remaining parcels within the CFD shall not be affected.

Section 7. Execution and Posting. The Mayor shall sign this Ordinance and the City Clerk, within fifteen (15) days after its passage, shall cause the same to be posted in three (3) public places as designated by Resolution of the Clayton City Council for the posting of ordinances and public notices.

The foregoing Ordinance was introduced at a regular public meeting of the City Council of the City of Clayton held on December 19, 2006.

PASSED, ADOPTED and ORDERED posted at a regular public meeting of the City Council of the City of Clayton, California held on January 2, 2007, by the following vote:

AYES: Mayor Walcutt, Vice Mayor Manning, Councilmembers Pierce, Shuey, and Stratford
NOES: None
ABSENT: None
ABSTAIN: None

THE CITY COUNCIL OF CLAYTON, CA

William R. Walcutt
WILLIAM R. WALCUTT, Mayor

ATTEST:

Laci J. Jackson
Laci J. Jackson, City Clerk

APPROVED AS TO FORM:



J. Daniel Adams, City Attorney

APPROVED BY ADMINISTRATION:



Gary A. Napper, City Manager

I hereby certify that the foregoing Ordinance was duly introduced at a regular meeting of the City Council of the City of Clayton held on December 19, 2006, and was duly adopted, passed, and ordered posted at a regular meeting of the City Council held on January 2, 2007.



Laci J. Jackson, City Clerk

RESOLUTION NO. 23-2006

**A RESOLUTION OF FORMATION OF A COMMUNITY FACILITIES DISTRICT,
AUTHORIZING THE LEVY OF A SPECIAL TAX THEREIN AND PRELIMINARILY
ESTABLISHING AN APPROPRIATIONS LIMIT THEREFOR**

**City of Clayton, California
Community Facilities District 2006-1
(Downtown Park Operation and Maintenance District)**

WHEREAS, on May 16, 2006, this Council adopted Resolution No. 19-2006 entitled "A Resolution of Intention to Establish a Community Facilities District to Fund the Annual Operation and Maintenance of a Downtown Park for a Time Period of Ten Years, and to Authorize the Levy of Special Taxes Therein" (the "Resolution of Intention"), stating its intention to form the City of Clayton Community Facilities District No. 2006-1 (Downtown Park Operation and Maintenance District) (the "CFD"), pursuant to the Mello-Roos Community Facilities Act of 1982, Chapter 2.5 of Part 1 of Division 2 of Title 5, commencing with Section 53311, of the California Government Code (the "Act"); and

WHEREAS, the Resolution of Intention, incorporating a map of the proposed boundaries of the CFD and stating the Services (as described herein) to be provided, the estimated maximum cost of providing such Services, and the rate and method of apportionment of the special tax to be levied within the CFD to pay for the Services (as hereafter defined) with respect to the CFD, are each on file with the City Clerk and the provisions thereof are incorporated herein by this reference as if fully set forth herein; and

WHEREAS, on June 20, 2006, this City Council held a noticed public hearing as required by the Act and the Resolution of Intention relative to the proposed formation of the CFD; and

WHEREAS, at said hearing all interested persons desiring to be heard on all matters pertaining to the formation of the CFD, the Services to be provided therein and the levy of said special tax were heard and a full and fair hearing was held; and

WHEREAS, at said hearing evidence was presented to this Council on said matters before it, including a report by the City Manager (the "Report"), as to the Services to be provided through the CFD and the costs thereof, a copy of which is on file with the City Clerk, and this Council at the conclusion of said hearing is fully advised in the premises; and

WHEREAS, written protests with respect to the formation of the CFD, the furnishing of specified types of Services and the rate and method of apportionment of the special taxes have not been filed with the City Clerk of the City by fifty percent (50%) or more of the registered voters residing within the territory of the CFD or property owners of one-half (1/2) or more of the area of land within the CFD and not exempt from the special tax; and

WHEREAS, the special tax proposed to be levied in the CFD to pay for the proposed Services to be provided therein, as set forth in Exhibit A hereto, has not been

eliminated by protest by fifty percent (50%) or more of the registered voters residing within the territory of the CFD or the owners of one-half (1/2) or more of the area of land within the CFD and not exempt from the special tax.

NOW, THEREFORE, the City Council of Clayton, California does hereby resolve as follows:

1. **Recitals.** The foregoing recitals are true and correct.
2. **No Majority Protest.** The proposed special tax to be levied within the CFD has not been precluded by majority protest pursuant to Section 53324 of the Act.
3. **Prior Proceedings.** All prior proceedings taken by this Council in connection with the establishment of the CFD and the levy of the special tax have been duly considered and are hereby found and determined to be valid and in conformity with the requirements of the Act. This Council hereby finds and determines that the CFD is in conformity with the goals and policies heretofore adopted by this Council with respect to the formation of the CFD.
4. **CFD Established.** The community facilities district designated "City of Clayton Community Facilities CFD No. 2006-1 (Downtown Park Operation and Maintenance District)" is hereby established pursuant to the Act.
5. **Boundaries Described.** The boundaries of the CFD, as set forth in the map of the CFD heretofore recorded in the Contra Costa County Recorder's Office on May 31, 2006 in Book 79 at page 50 of Maps of Assessment and Community Facilities Districts, are hereby approved and incorporated herein by reference and shall be the boundaries of the CFD.
6. **Services.** The type of public Services proposed to be financed by the CFD and pursuant to the Act shall consist of those items listed as Services on Exhibit A attached hereto and by this reference incorporated herein (the "Services").
7. **Special Taxes.** Except to the extent that funds are otherwise available to the CFD to pay for the Services, a special tax sufficient to pay the costs thereof, secured by a continuing lien against all non-exempt real property in the CFD, will be levied annually within the CFD, and collected in the same manner as ordinary *ad valorem* property taxes or in such other manner as this Council or its designee shall determine, including direct billing of the affected property owners. The proposed rate and method of apportionment of the special tax among the parcels of real property within the CFD, in sufficient detail to allow each landowner within the proposed CFD to estimate the probable maximum amount such owner will have to pay, are described in Exhibit B attached hereto and by this reference incorporated herein.
8. **Tax Collector City.** The City Manager, 6000 Heritage Trail, Clayton, California, 94517 telephone number (925) 673-7300 is the officer of the City who will be responsible for preparing annually a current roll of special tax levy obligations by assessor's parcel number and who will be responsible for estimating future special tax levies pursuant to Section 53340.2 of the Act.
9. **Tax Lien.** Upon recordation of a notice of special tax lien pursuant to Section 3114.5 of the California Streets and Highways Code, a continuing lien to secure each

levy of the special tax shall attach to all nonexempt real property in the CFD and this lien shall continue in force and effect until the special tax obligation ceases and the lien canceled in accordance with law or until collection of the tax by the City ceases.

10. Appropriations Limit. In accordance with Section 53325.7 of the Act, the annual appropriations limit, as defined by subdivision (h) of Section 8 of Article XIII B of the California Constitution, of the CFD is hereby preliminarily established at \$100,600.00 and said appropriations limit shall be submitted to the voters of the CFD as hereafter provided. The proposition establishing said annual appropriations limit shall become effective if approved by the qualified electors voting thereon and shall be adjusted in accordance with the applicable provisions of Section 53325.7 of the Act.

11. Election. Pursuant to the provisions of the Act, the proposition of the levy of the special tax and the proposition of the establishment of the appropriations limit specified above shall be submitted to the qualified electors of the CFD at an election the time, place and conditions of which election shall be as specified by a separate resolution of this Council.

12. Effective Date. This Resolution shall take effect upon its adoption.

PASSED, APPROVED AND ADOPTED by the City Council of Clayton, California at a regular public meeting thereof held the 20th day of June 2006, on the following vote:

AYES: Councilmember Laurence, Manning, Pierce, Vice Mayor Walcutt and Mayor Shuey.

NOES: None.

ABSENT: None.


ABSTAIN: None.

THE CITY COUNCIL OF CLAYTON, CA



DAVID T. SHUEY, MAYOR

ATTEST:



Rhonda K. Basore, City Clerk

EXHIBIT A

**CITY OF CLAYTON
Community Facilities District 2006-1
(Downtown Park Operation and Maintenance District)**

DESCRIPTION OF SERVICES TO BE FINANCED BY THE CFD

The Services that are proposed to be financed by the City of Clayton Community Facilities District 2006-1 (Downtown Park Operation and Maintenance District) (the "CFD") shall include the attributable costs of operation, maintenance, repair and replacement of:

A. Downtown Park – which includes but is not limited to:

Costs of operation, maintenance, repair and replacement of an approximate 1-acre public park (APN 119-015-005,006) abutting the western edge of (old) Marsh Creek Road between Main and Center Streets located in Town Center Clayton.

Definition

"Costs of Operation, Maintenance, Repair and Replacement" of the foregoing public park improvements means the furnishing of services and materials for the ordinary and usual operation, maintenance and care of a downtown public park with its appurtenant facilities, public restroom, gazebo, playground equipment and improvements, including repair, removal or replacement of all or part of any landscaping or turf or appurtenant facilities providing for the life, growth, health and beauty of the landscaping, including cultivation, irrigation, trimming, pruning, spraying, fertilizing and treating for disease or injury; the removal of trimmings, rubbish, debris, litter and other solid wastes; and the eradication of landscape pests, including but not limited to vermin and rodents, ground squirrels, gophers, and moles.

"Maintenance" also means the furnishing of water for public health purposes and irrigation of the park turf, trees and landscaping, and the supply of electricity to operate the attendant irrigation systems, park lights and electrical outlets. In addition, allowable expenses include the County's cost to levy and collect the District's assessment through the annual property tax bill, the City's shared equipment and facilities charges, City prorated overhead charges to administer and manage the District, and District reserve funds for capital replacements, vandalism and major repairs.

The foregoing services shall be provided through and by the City of Clayton, either with its own labor forces or by contract with third parties, or any combination thereof, as determined solely by the City of Clayton.

EXHIBIT B

**CITY OF CLAYTON
Community Facilities District 2006-1
(Downtown Park Operation and Maintenance District)**

RATE AND METHOD OF LEVY OF SPECIAL TAX

A special tax will be levied annually on each taxable parcel of land not defined below as an "Exempt Parcel" within the Community Facilities District 2006-1 (Downtown Park Operation and Maintenance District) (the "CFD") and collected in the same manner as ordinary ad-valorem property taxes or in such manner as the City of Clayton City Council or its designee shall determine, including City-originated billing of the affected property owners.

Definitions

- Taxable Parcels:** Parcels of land within the boundaries of the CFD that are not included in the "Exempt Parcel" category listed below.
- Exempt Parcels:** Parcels of land owned by a public school district, and parcels of land owned by the City of Clayton or the Clayton Redevelopment Agency outside the boundaries of the defined Downtown Core area (see map, Attachment 1 of Exhibit B).
- Residential Parcels:** Taxable Parcels of land in the District that are classified in the City of Clayton General Plan as either single-family, multi-family or rural estate residential parcels.
- Downtown Core Parcels:** Taxable Parcels within the Downtown Core area that are not classified as "Residential Parcels".
- Other Commercial Parcels:** Taxable Parcels outside the boundaries of the Downtown Core area that are not classified as "Residential Parcels", "Recreational Open Space Parcels" or "Multi-Family Residential Care Facilities".
- Recreational Open Space Parcels:** Taxable Parcels classified as "Private Golf Course" in the City of Clayton General Plan.
- Multi-Family Residential Care Facilities Parcels:** Taxable Parcels having institutional or congregate care residential units within a facility with an on-site manager.
- Special Tax:** The special tax allowed to be levied on property within the CFD, calculated pursuant to this Rate and Method of Apportionment of Special Tax.

Special Tax Formula

A. Residential Parcels:

An annual special tax will be levied on all Residential Parcels, as defined above, at the per parcel tax rate shown below for each fiscal year 2007-2008 through 2016-2017:

Residential Parcel Annual Special Tax Rate: \$16.39 per parcel.

B. Downtown Core Parcels:

An annual special tax will be levied on all non-Residential Parcels within the Downtown Core area (see map, Attachment 1), at the per $\frac{1}{4}$ -acre or fraction thereof parcel rate shown below for each fiscal year 2007-2008 through 2016-2017:

Downtown Core Parcel Annual Special Tax Rate: \$221.05 per $\frac{1}{4}$ -acre or fraction thereof parcel size as shown on the County tax roll.

C. Other Commercial Parcels:

An annual special tax will be levied on all non-Residential Parcels outside the Downtown Core area, as defined above, at the per $\frac{1}{4}$ -acre or fraction thereof parcel rate shown below for each fiscal year 2007-2008 through 2016-2017:

Other Commercial Parcel Annual Special Tax Rate: \$96.92 per $\frac{1}{4}$ -acre or fraction thereof parcel size as shown on the County tax roll.

**D. Recreational Open Space
Parcels:**

An annual special tax will be levied on all Private Golf Course Parcels, as defined above, at the per $\frac{1}{4}$ -acre or fraction thereof parcel rate shown below for each fiscal year 2007-2008 through 2016-2017:

Recreational Open Space Parcel Annual Special Tax Rate: \$48.46 per $\frac{1}{4}$ -acre or fraction thereof parcel size as shown on the County tax roll.

**E. Multi-Family Residential
Care Facilities Parcels:**

An annual special tax will be levied on all Multi-Family Residential Care Facilities Parcels, as defined above, at the per $\frac{1}{4}$ -acre or fraction thereof parcel rate shown below for each fiscal year 2007-2008 through 2016-2017:

Multi-Family Residential Care Facilities Parcel Annual Special Tax Rate: \$50.92 per $\frac{1}{4}$ -acre or fraction thereof parcel size as shown on the County tax roll.

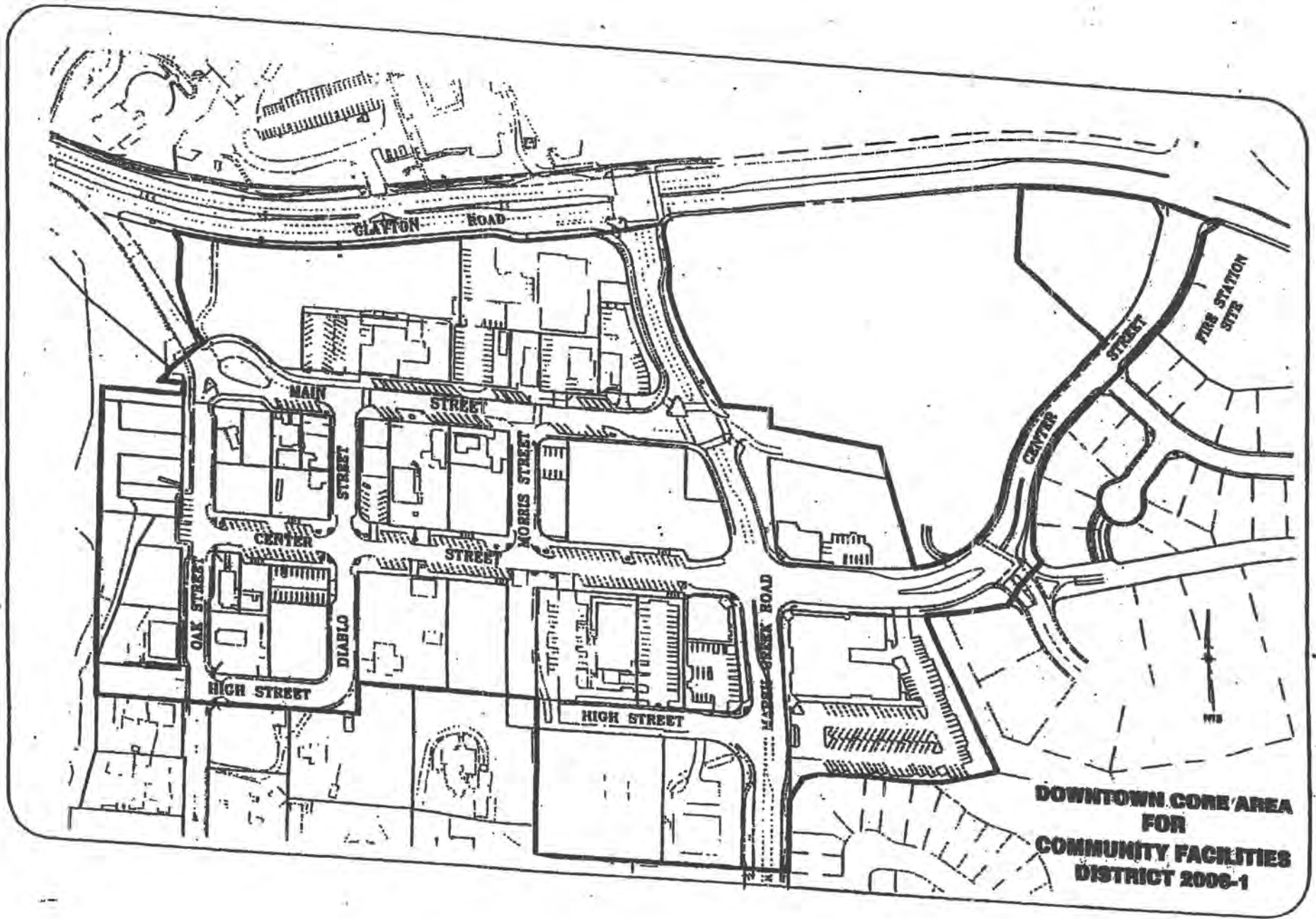
Duration of Special Tax Levy

The special tax will be levied annually for a period of ten (10) years commencing in fiscal year 2007-2008 (July - June) through and including fiscal year 2016-2017. After the ten (10) year duration has expired the special tax may no longer be levied or collected unless extended pursuant to applicable laws, except that a special tax that was lawfully levied in or before the final tax year and that remains delinquent may be collected in subsequent years.

Special Tax Escalator Factor

In fiscal years 2008-2009 through 2016-2017, each special annual tax rate may be increased annually by the Clayton City Council in an amount not to exceed the most recent full annual adjustment (April to April) in the Consumer Price Index - All Urban Consumers, San Francisco-Oakland-San Jose, CA Area (Base Period 1982-84 = 100). This escalator factor is applicable if determined by the City to be necessary due to expected or actual increases in the operational, maintenance, repair and replacement expenses funded by the CFD. In no event shall each annual special tax rate in any fiscal year increase by more than three percent (3%) over the previous year.

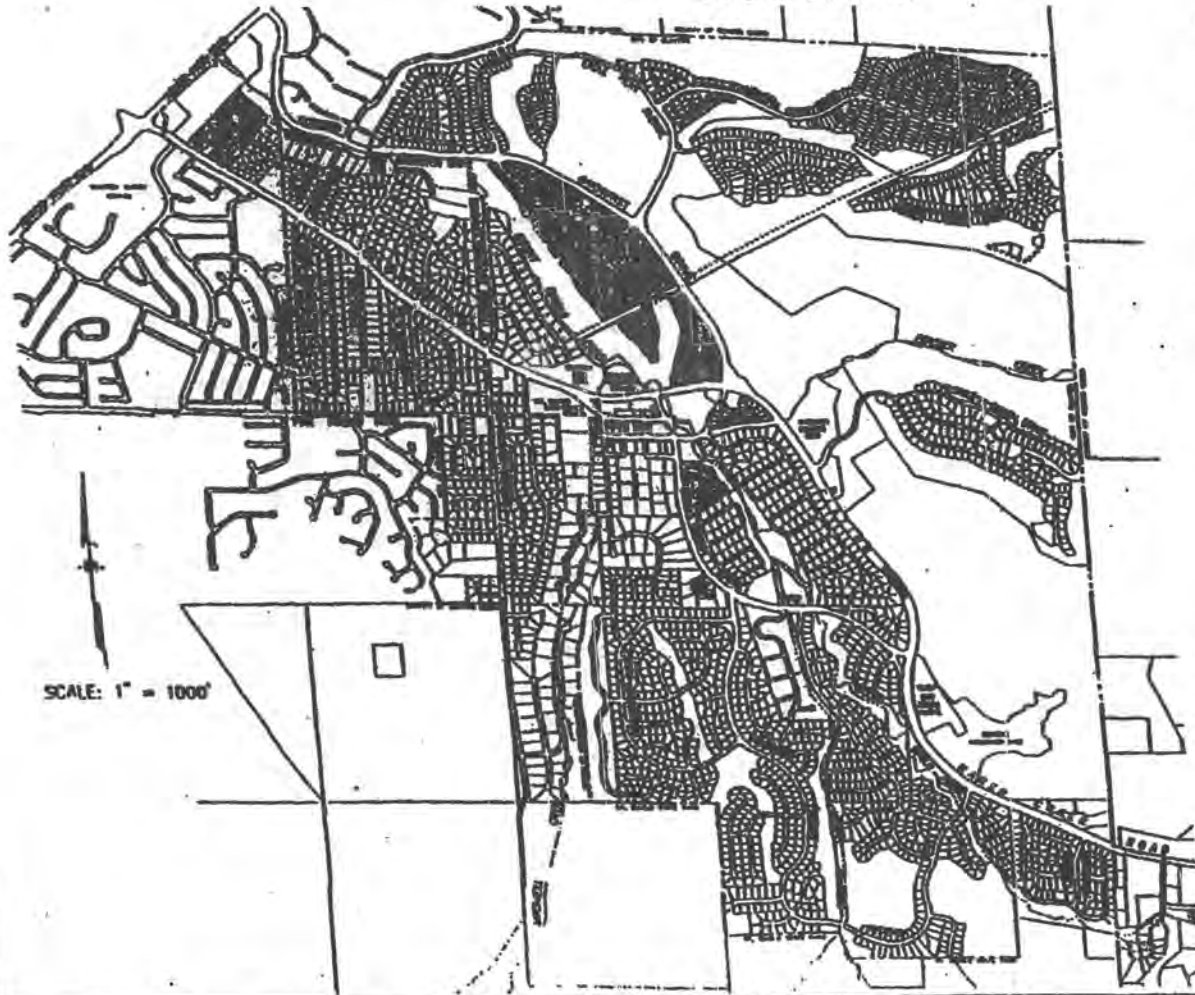
Attachment 1: Map of Downtown Core area [1 pg.]



**DOWNTOWN CORE AREA
FOR
COMMUNITY FACILITIES
DISTRICT 2008-1**

PROPOSED BOUNDARIES OF
COMMUNITY FACILITIES DISTRICT NO. 2008-1
(DOWNTOWN PARK OPERATION AND MAINTENANCE DISTRICT)

CITY OF CLAYTON, COUNTY OF CONTRA COSTA
STATE OF CALIFORNIA



CITY RECORDER'S STATEMENT:

FILED IN THE OFFICE OF THE CITY CLERK OF THE CITY OF CLAYTON, THIS ____ DAY OF _____, 2008.

BY: _____
CITY CLERK
CITY OF CLAYTON

CITY CLERK'S STATEMENT:

I HEREBY CERTIFY THAT THE WITHIN MAP SHOWING THE PROPOSED BOUNDARIES OF COMMUNITY FACILITIES DISTRICT NUMBER 2008-1 IN THE CITY OF CLAYTON, COUNTY OF CONTRA COSTA, STATE OF CALIFORNIA, WAS APPROVED BY THE CITY COUNCIL OF THE CITY OF CLAYTON AT A REGULAR MEETING THEREOF, HELD ON THE ____ DAY OF _____, 2008, BY ITS RESOLUTION NO. _____

BY: _____
CITY CLERK
CITY OF CLAYTON

RECORDER'S CERTIFICATE:

FILED WAS ____ DAY OF _____, 2008, AT THE HOUR OF ____ O'CLOCK ____ M. IN BOOK ____ OF MAPS OF ASSESSMENT AND COMMUNITY FACILITIES DISTRICTS, AT PAGE ____ AND AS INSTRUMENT NUMBER ____ IN THE OFFICE OF THE COUNTY RECORDER OF CONTRA COSTA COUNTY, STATE OF CALIFORNIA.

BY: _____
COUNTY RECORDER
COUNTY OF CONTRA COSTA

BY: _____
DEPUTY COUNTY RECORDER

LEGEND

_____ CITY LIMIT LINE AND
_____ COMMUNITY FACILITY DISTRICT BOUNDARY

CLAYTON

RESOLUTION NO. 24-2006

**A RESOLUTION CALLING A SPECIAL ELECTION
IN A COMMUNITY FACILITIES DISTRICT**

**CITY OF CLAYTON
Community Facilities District 2006-1
(Downtown Park Operation and Maintenance District)**

WHEREAS, on this date, this Council adopted its Resolution No. 23-2006 entitled "A Resolution of Formation of a Community Facilities District, Authorizing the Levy of Special Taxes Therein and Preliminarily Establishing an Appropriations Limit Therefor" (the "Resolution of Formation"), ordering the formation of the City of Clayton Community Facilities District No. 2006-1 (Downtown Park Operation and Maintenance District) (the "CFD"), authorizing the levy of a special tax on real property within the CFD and preliminarily establishing an appropriations limit for the CFD, all pursuant to the Mello-Roos Community Facilities Act of 1982, Chapter 2.5 of Part 1 of Division 2 of Title 5, commencing with Section 53311, of the California Government Code (the "Act"); and

WHEREAS, pursuant to the provisions of the Resolution of Formation, the propositions of the levy of the special tax and the establishment of the appropriations limit shall be submitted to the qualified electors of the CFD at a special election as required by the Act; and

WHEREAS, this Council desires that the special election be consolidated with the statewide general election to occur on November 7, 2006 and that the proposition be included on the ballot for the statewide general election which ballot is prepared by the officer charged with the duty of conducting the statewide general election for the County of Contra Costa, such official being the Registrar of Voters of the County of Contra Costa (the "Election Official"); and

WHEREAS, Section 9280 of the Elections Code of the State of California authorizes the filing of an impartial analysis and Sections 9281 to 9287 of said code authorize the filing of written arguments for or against any ballot proposition, and, if adopted by the City Council, rebuttal arguments.

NOW, THEREFORE, the City Council of Clayton, California does hereby resolve as follows:

1. Issue Submitted. Pursuant to Sections 53326 and 53325.7 of the Act, the issue of the levy of said special tax and the establishment of the appropriations limit shall be submitted to the qualified electors (as defined below) of the CFD at an election called therefor as provided below. The question to be voted upon as it shall appear on the ballot shall be as follows:

Shall the Downtown Park's annual operation and maintenance expenses be funded for a period of 10 years by the formation of a citywide Community Facilities District with an initial appropriations limit of \$100,600 and an annual levy of special taxes?

The full text of the measure to be printed in the Voter Pamphlet shall include the "Description of Services to Be Financed by the CFD" and the "Rate and Method of Levy of Special Tax", attached as Exhibits "A" and "B", respectively, to the Resolution of Formation of a Community Facilities District (Resolution No. 23-2006).

2. Qualified Electors. Pursuant to Section 53326 of the Act, the vote shall be by the registered voters of the proposed CFD, with each voter having one vote.

3. Conduct of Election. This Council hereby calls a special election (the "Election") to consider the measure described in paragraph 1 above, which election shall be held in the next general election on November 7, 2006, and conducted by the Election Official. Within three business days of the adoption of this Resolution, the City Clerk shall provide to the Election Official a copy of this Resolution, a certified map of the proposed boundaries of the CFD, and a sufficient description to allow the Election Official to determine the boundaries of the CFD.

The Election is hereby ordered consolidated with the statewide general election to be held within the City on said date, and within the territory affected by the consolidation, the election shall be held and conducted, election officers appointed, voting precincts designated, ballots printed, polls opened and closed, ballots counted and returned, returns canvassed, results declared, and all other proceedings incidental to and connected with the election shall be regulated and done in accordance with the provisions of law regulating the statewide general election and specified herein. The precincts used at the consolidated election shall be those used for the statewide general election, and, where necessary, the County Clerk may adjust precinct lines to coincide with the boundaries of the City. The Board of Supervisors of the County of Contra Costa is hereby requested to order the consolidation of the Election hereby called with said statewide general election, and to permit the County Clerk and the County Election Department to render services relating to the conduct of said election, which services will be determined by the City and the County Election Department, and the Board of Supervisors of the County of Contra Costa is hereby authorized to canvass the returns of said special municipal election, and said election shall be held in all respects as if there were only one election, only one form of ballot shall be used and the returns of the election need not be canvassed by the City Council. The City Clerk is hereby authorized and directed to work with the Elections Official and other appropriate officials of the County to ensure that the applicable requirements of the Elections Code are met.

4. Ballot Materials. The City Attorney is hereby requested to prepare and to provide to Election Official the ballot material described in Section 53327 of the Act.

(a) Impartial Analysis. The City Clerk is hereby directed to submit to the City Attorney a certified copy of the measure set forth above. The City Attorney is hereby authorized and directed to prepare an impartial analysis of the measures showing the effect of the measures on the existing law and the operation of the measures, said analysis to be submitted by the City Attorney to the Election Official for printing before the arguments for and against the measure. The analysis shall not exceed 500 words in length and shall otherwise comply in all respects with the applicable provisions of the Elections Code of the State of California. The deadline date for the submittal of the analysis and primary arguments shall be August 14, 2006.

5. Filing of Primary and Rebuttal Arguments. The deadline for filing primary arguments concerning the ballot measure is August 14, 2006. Provisions for Rebuttal arguments have been previously adopted by the Council. Rebuttal arguments must be filed by August 21, 2006.

6. Effective Date. This Resolution shall take effect upon its adoption.

PASSED, APPROVED AND ADOPTED by the City Council of Clayton, California at a regular public meeting thereof held the 20th day of June 2006 on the following vote:

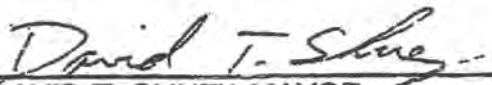
AYES: Councilmember Laurence, Manning, Pierce, Vice Mayor Walcutt and Mayor Shuey.

NOES: None.

ABSENT: None.


ABSTAIN: None.

THE CITY COUNCIL OF CLAYTON, CA



DAVID T. SHUEY, MAYOR

ATTEST:



Rhonda K. Basore, City Clerk

RESOLUTION NO. 19-2006

A RESOLUTION OF INTENTION TO ESTABLISH A COMMUNITY FACILITIES DISTRICT TO FUND THE ANNUAL OPERATION AND MAINTENANCE OF A DOWNTOWN PARK FOR A TIME PERIOD OF TEN YEARS, AND TO AUTHORIZE THE LEVY OF SPECIAL TAXES THEREIN

**The City Council
City of Clayton, California
Community Facilities District 2006-1
(Downtown Park Operation and Maintenance District)**

WHEREAS, under the Mello-Roos Community Facilities Act of 1982, as amended (the "Act") Chapter 2.5 of Part 1 of Division 2 of Title 5, commencing at Section 53311, of the California Government Code (the "Act"), this City Council may be the legislative body for the proposed community facilities district and is empowered with the authority to establish the community facilities district; and

WHEREAS, this City Council now desires to proceed with the establishment of a community facilities district in order to finance the costs of operation, maintenance, repair and replacement services at an approximate 1-acre public park (APN 119-015-005,006) located in the Clayton Town Center (the "Services");

NOW, THEREFORE, the City Council of Clayton, California does hereby resolve as follows:

1. **Recitals.** The City Council does hereby find and affirm the above noted Recitals are true and correct facts and information relative to the proceedings at hand.
2. **Authority.** This Council proposes to conduct proceedings to establish a community facilities district pursuant to the Act.
3. **Name of CFD.** The name proposed for the community facilities district is City of Clayton Community Facilities District No. 2006-1 (Downtown Park Operation and Maintenance District) (the "CFD").
4. **Boundaries Described.** The proposed boundaries of the CFD are as shown on the map of it (Exhibit C) on file with the City Clerk, dated 28 April 2006, which boundaries are hereby preliminarily approved and to which map reference is hereby made for further particulars. The City Clerk is hereby directed to record, or cause to be recorded, said map of the boundaries of the CFD in the office of the County Recorder of the County of Contra Costa (the County) within fifteen days of the date of adoption of this Resolution, but in any event at least fifteen days prior to the public hearing specified in paragraph 10 below. The boundaries of the CFD shall also include any parcels subsequently annexed to the City and the CFD.

5. **Services.** The types of public services proposed to be financed by the CFD and pursuant to the Act shall consist of all or a portion of those items listed on Exhibit hereto and hereby incorporated herein.

6. **Special Tax.** Except to the extent that funds are otherwise available to the CFD to pay for the Services, a special tax (the "Special Tax") sufficient to pay the costs thereof, secured by recordation of a continuing lien against all non-exempt real property in the CFD, will be levied annually within the CFD, and collected in the same manner as ordinary *ad valorem* property taxes or in such other manner as this City Council or its designee shall determine, including direct billing of the affected property owners. The proposed rate and method of apportionment of the Special Tax among the parcels of real property within the CFD in sufficient detail to allow each landowner within the proposed CAD to estimate the maximum amount such owner will have to pay, are described in Exhibit B attached hereto and hereby incorporated herein.

This Council hereby finds that the provisions of Section 53313.6, 53313.7 and 53313.9 of the Act (relating to adjustments to *ad valorem* property taxes and schools financed by a community services district) are inapplicable to the proposed CFD.

7. **Exempt Property.** Except as may otherwise be provided by law or by the rate and method of apportionment of the Special Tax for the CFD specified in Exhibit B, all lands owned by any public entity, including the United States, the State of California, the County and/or the City or any departments or political subdivisions thereof, shall be omitted from the levy of the Special Tax to be made to cover the costs and expenses of the Services and the CFD. In the event that a portion of the property within the CFD shall become for any reason exempt, wholly or in part, from the levy of the Special Tax, this City Council will, on behalf of the CFD, increase the levy to the extent necessary upon the remaining property within the CFD which is not exempt in order to yield the required amounts to pay for the Services of the CFD, if any, subject to the provisions of the rate and method of apportionment of the Special Tax.

8. **Voting Procedure.** The levy of the Special Tax shall be subject to the approval of the qualified electors of the CFD in the next general election held in November 2006. The proposed voting procedure shall be by registered voters within the proposed CFD, with each voter having one vote.

9. **CFD Report.** The City Manager of the City as the officer having charge and control of the Services in and for the CFD, or his designee, is hereby directed to study said proposed Services and to make, or cause to be made, and file with the City Clerk a report in writing, (the "CFD Report") presenting the following:

(a) A description of the Services by type which will be required to adequately meet the needs of the CFD.

(b) An estimate of the fair and reasonable cost of the Services including incidental expenses in connection therewith.

The CFD Report shall be made a part of the record of the public hearing specified below.

10. Public Hearing. Tuesday, June 20, 2006, at 7:00 p.m., or as soon as possible thereafter, in the Community Library Meeting Room, 6125 Clayton Road, Clayton, California, be, and the same are hereby appointed and fixed as the time and place when and where this Council, as legislative body for the CFD, will conduct a public hearing on the establishment of the CFD and consider and finally determine whether the public interest, convenience and necessity require the formation of the CFD and the levy of the Special Tax.

11. Notice of Hearing. The City Clerk is hereby directed to cause notice of the public hearing to be given by publication one time in the *Contra Costa Times*, a newspaper circulated in the area of the CFD. The publication shall be completed at least seven days before the date herein set for the hearing. The notice shall be substantially in the form specified in Section 53322 of the Act, with the form summarizing the provisions hereof hereby specifically approved.

PASSED, APPROVED AND ADOPTED by the City Council of Clayton, California at a regular public meeting thereof held this 16th day of May 2006 on the following vote:

AYES: Councilmember Laurence, Manning, Pierce, Vice Mayor Walcutt and Mayor Shuey.

NOES: None.

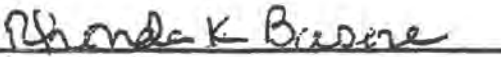
ABSENT: None.

ABSTAIN: None.

THE CITY COUNCIL OF CLAYTON, CA


David T. Shuey, Mayor

ATTEST:


Rhonda K. Basore
City Clerk

I hereby certify that Resolution No. 14-2006
was duly and regularly passed by the City
Council of the City Of Clayton at a regular
meeting held on May 16, 2006


Rhonda K. Basore, City Clerk

Exhibit A — Description of Services to be Financed by CFD
Exhibit B — Rate and Method of Levy of Special Tax
Exhibit C - Map of CFD 2006-1

EXHIBIT A

**CITY OF CLAYTON
Community Facilities District 2006-1
(Downtown Park Operation and Maintenance District)**

DESCRIPTION OF SERVICES TO BE FINANCED BY THE CFD

The Services that are proposed to be financed by the City of Clayton Community Facilities District 2006-1 (Downtown Park Operation and Maintenance District) (the "CFD") shall include the attributable costs of operation, maintenance, repair and replacement of:

A. Downtown Park - which includes but is not limited to:

Costs of operation, maintenance, repair and replacement of an approximate 1-acre public park (APN 119-015-005,006) abutting the western edge of (old) Marsh Creek Road between Main and Center Streets located in Town Center Clayton.

Definition

"Costs of Operation, Maintenance, Repair and Replacement" of the foregoing public park improvements means the furnishing of services and materials for the ordinary and usual operation, maintenance and care of a downtown public park with its appurtenant facilities, public restroom, gazebo, playground equipment and improvements, including repair, removal or replacement of all or part of any landscaping or turf or appurtenant facilities providing for the life, growth, health and beauty of the landscaping, including cultivation, irrigation, trimming, pruning, spraying, fertilizing and treating for disease or injury; the removal of trimmings, rubbish, debris, litter and other solid wastes; and the eradication of landscape pests, including but not limited to vermin and rodents, ground squirrels, gophers, and moles.

"Maintenance" also means the furnishing of water for public health purposes and irrigation of the park turf, trees and landscaping, and the supply of electricity to operate the attendant irrigation systems, park lights and electrical outlets. In addition, allowable expenses include the County's cost to levy and collect the District's assessment through the annual property tax bill, the City's shared equipment and facilities charges, City prorated overhead charges to administer and manage the District, and District reserve funds for capital replacements, vandalism and major repairs.

The foregoing services shall be provided through and by the City of Clayton, either with its own labor forces or by contract with third parties, or any combination thereof, as determined solely by the City of Clayton.

EXHIBIT B

CITY OF CLAYTON
Community Facilities District 2006-1
(Downtown Park Operation and Maintenance District)

RATE AND METHOD OF LEVY OF SPECIAL TAX

A special tax will be levied annually on each taxable parcel of land not defined below as an "Exempt Parcel" within the Community Facilities District 2006-1 (Downtown Park Operation and Maintenance District) (the "CFD") and collected in the same manner as ordinary ad-valorem property taxes or in such manner as the City of Clayton City Council or its designee shall determine, including City-originated billing of the affected property owners.

Definitions

- Taxable Parcels:** Parcels of land within the boundaries of the CFD that are not included in the "Exempt Parcel" category listed below.
- Exempt Parcels:** Parcels of land owned by a public school district, and parcels of land owned by the City of Clayton or the Clayton Redevelopment Agency outside the boundaries of the defined Downtown Core area (see map, Attachment 1 of Exhibit B).
- Residential Parcels:** Taxable Parcels of land in the District that are classified in the City of Clayton General Plan as either single-family, multi-family or rural estate residential parcels.
- Downtown Core Parcels:** Taxable Parcels within the Downtown Core area that are not classified as "Residential Parcels".
- Other Commercial Parcels:** Taxable Parcels outside the boundaries of the Downtown Core area that are not classified as "Residential Parcels", "Recreational Open Space Parcels" or "Multi-Family Residential Care Facilities".
- Recreational Open Space Parcels:** Taxable Parcels classified as "Private Golf Course" in the City of Clayton General Plan.
- Multi-Family Residential Care Facilities Parcels:** Taxable Parcels having institutional or congregate care residential units within a facility with an on-site manager.
- Special Tax:** The special tax allowed to be levied on property within the CFD, calculated pursuant to this Rate and Method of Apportionment of Special Tax.

Special Tax Formula

A. Residential Parcels:

An annual special tax will be levied on all Residential Parcels, as defined above, at the per parcel tax rate shown below for each fiscal year 2007-2008 through 2016-2017:

Residential Parcel Annual Special Tax Rate: \$16.39 per parcel.

B. Downtown Core Parcels:

An annual special tax will be levied on all non-Residential Parcels within the Downtown Core area (see map, Attachment 1), at the per ¼-acre or fraction thereof parcel rate shown below for each fiscal year 2007-2008 through 2016-2017:

Downtown Core Parcel Annual Special Tax Rate: \$221.05 per ¼-acre or fraction thereof parcel size as shown on the County tax roll.

C. Other Commercial Parcels:

An annual special tax will be levied on all non-Residential Parcels outside the Downtown Core area, as defined above, at the per ¼-acre or fraction thereof parcel rate shown below for each fiscal year 2007-2008 through 2016-2017:

Other Commercial Parcel Annual Special Tax Rate: \$96.92 per ¼-acre or fraction thereof parcel size as shown on the County tax roll.

**D. Recreational Open Space
Parcels:**

An annual special tax will be levied on all Private Golf Course Parcels, as defined above, at the per ¼-acre or fraction thereof parcel rate shown below for each fiscal year 2007-2008 through 2016-2017:

Recreational Open Space Parcel Annual Special Tax Rate: \$48.46 per ¼-acre or fraction thereof parcel size as shown on the County tax roll.

**E. Multi-Family Residential
Care Facilities Parcels:**

An annual special tax will be levied on all Multi-Family Residential Care Facilities Parcels, as defined above, at the per ¼-acre or fraction thereof parcel rate shown below for each fiscal year 2007-2008 through 2016-2017:

Multi-Family Residential Care Facilities Parcel Annual Special Tax Rate: \$50.92 per ¼-acre or fraction thereof parcel size as shown on the County tax roll.

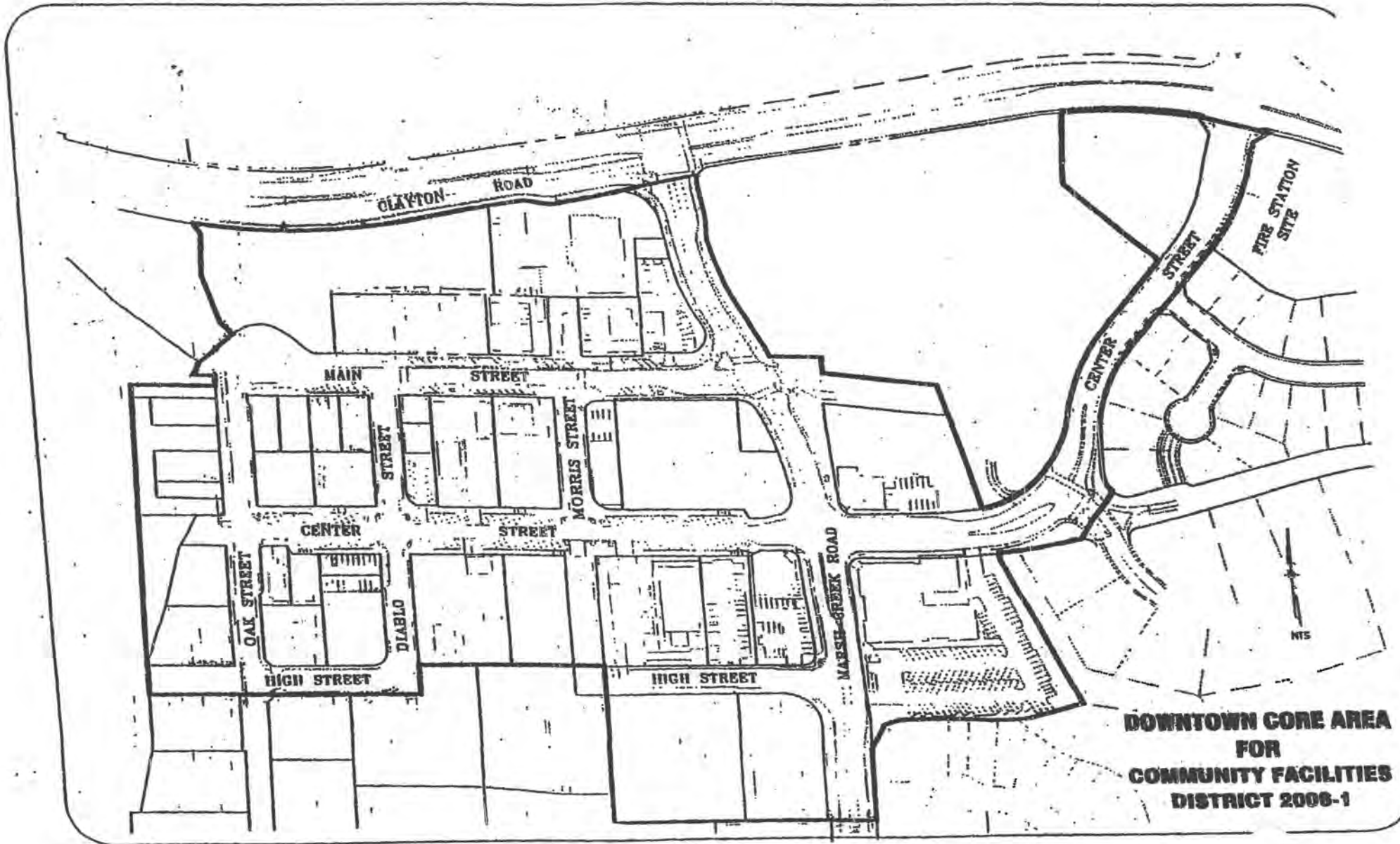
Duration of Special Tax Levy

The special tax will be levied annually for a period of ten (10) years commencing in fiscal year 2007-2008 (July - June) through and including fiscal year 2016-2017. After the ten (10) year duration has expired the special tax may no longer be levied or collected unless extended pursuant to applicable laws, except that a special tax that was lawfully levied in or before the final tax year and that remains delinquent may be collected in subsequent years.

Special Tax Escalator Factor

In fiscal years 2008-2009 through 2016-2017, each special annual tax rate may be increased annually by the Clayton City Council in an amount not to exceed the most recent full annual adjustment (April to April) in the Consumer Price Index - All Urban Consumers, San Francisco-Oakland-San Jose, CA Area (Base Period 1982-84 = 100). This escalator factor is applicable if determined by the City to be necessary due to expected or actual increases in the operational, maintenance, repair and replacement expenses funded by the CFD. In no event shall each annual special tax rate in any fiscal year increase by more than three percent (3%) over the previous year.

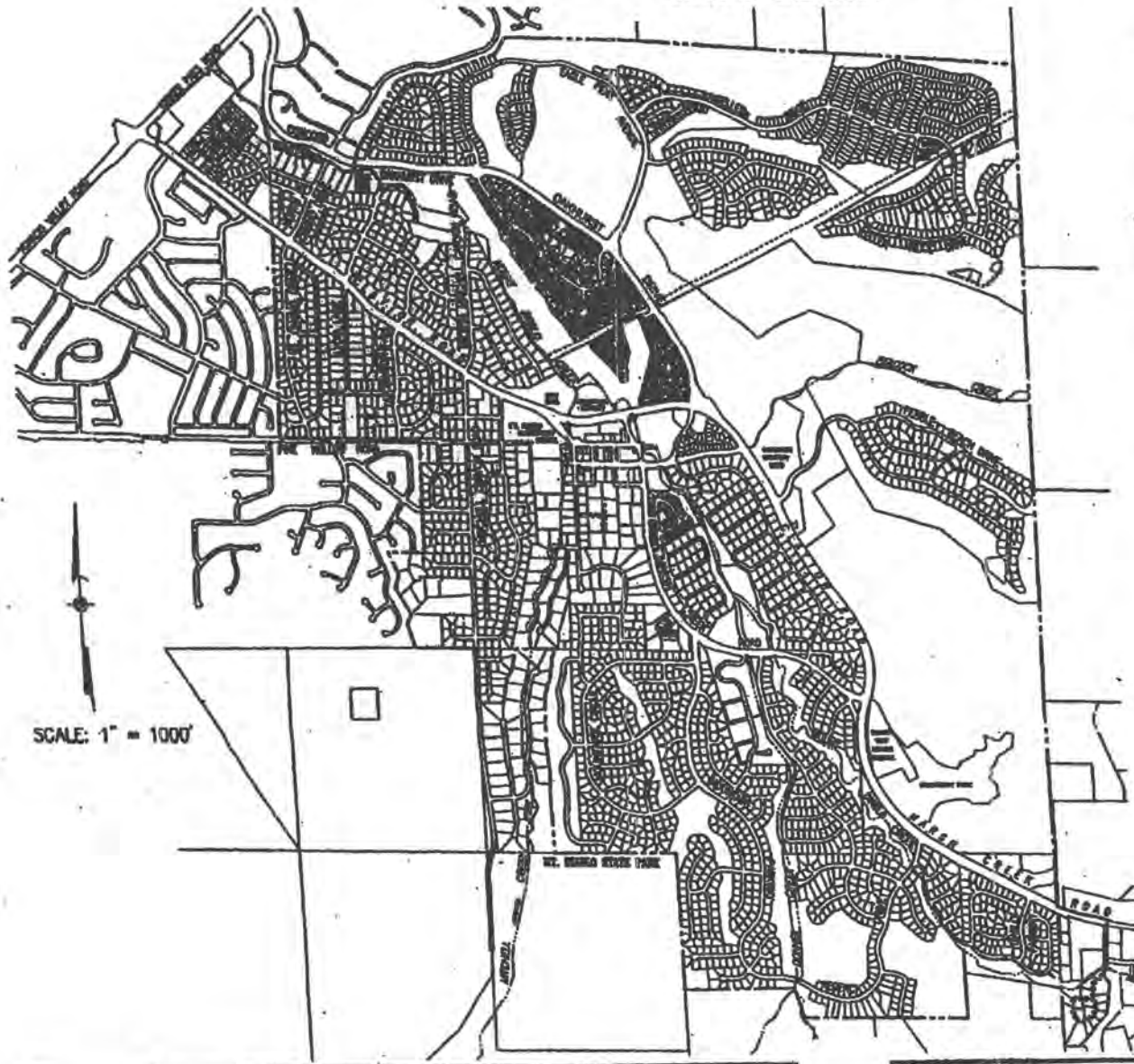
Attachment 1: Map of Downtown Core area [1 pg.]



**DOWNTOWN CORE AREA
FOR
COMMUNITY FACILITIES
DISTRICT 2006-1**

**PROPOSED BOUNDARIES OF
COMMUNITY FACILITIES DISTRICT NO. 2006-1
(DOWNTOWN PARK OPERATION AND MAINTENANCE DISTRICT)**

CITY OF CLAYTON, COUNTY OF CONTRA COSTA
STATE OF CALIFORNIA



CITY RECORDER'S STATEMENT:

FILED IN THE OFFICE OF THE CITY CLERK OF THE CITY OF CLAYTON, THIS 28TH DAY OF April, 2006.

BY: Rhonda K. Basore
CITY CLERK
CITY OF CLAYTON

CITY CLERK'S STATEMENT:

I HEREBY CERTIFY THAT THE WITHIN MAP SHOWING THE PROPOSED BOUNDARIES OF COMMUNITY FACILITIES DISTRICT NUMBER 2006-1 IN THE CITY OF CLAYTON, COUNTY OF CONTRA COSTA, STATE OF CALIFORNIA, WAS APPROVED BY THE CITY COUNCIL OF THE CITY OF CLAYTON AT A REGULAR MEETING THEREOF, HELD ON THE 14TH DAY OF May, 2006, BY ITS RESOLUTION NO. 14-2006.

BY: Rhonda K. Basore
CITY CLERK
CITY OF CLAYTON

RECORDER'S CERTIFICATE:

FILED THIS 31st DAY OF MAY, 2006, AT THE HOUR OF 5:00 O'CLOCK P.M. IN BOOK 79 OF MAPS OF ASSESSMENT AND COMMUNITY FACILITIES DISTRICTS, AT PAGE 50 AND AS INSTRUMENT NUMBER 06-171762 IN THE OFFICE OF THE COUNTY RECORDER OF CONTRA COSTA COUNTY, STATE OF CALIFORNIA.

06-171762

BY: Stephen L. Weis
COUNTY RECORDER
COUNTY OF CONTRA COSTA

BY: Orlando
DEPUTY COUNTY RECORDER

LEGEND

----- CITY LIMIT LINE AND
COMMUNITY FACILITY DISTRICT BOUNDARY

SCALE: 1" = 1000'

RESOLUTION NO. 59-2006

A RESOLUTION DECLARING RESULTS OF CANVASS OF RETURNS IN THE 2006 GENERAL MUNICIPAL ELECTION, DECLARING THE PERSONS ELECTED TO THE CITY COUNCIL OF THE CITY OF CLAYTON AND THE RESULTS OF THE VOTE ON LOCAL BALLOT MEASURE "O", DOWNTOWN PARK OPERATIONS AND MAINTENANCE DISTRICT SPECIAL TAX (CFD 2006-1)

**THE CITY COUNCIL
City of Clayton, California**

WHEREAS, a duly noticed general municipal election was held in the City of Clayton on November 7, 2006 for the purpose of voting for candidates for two (2) full-term offices of Council Member on the City Council of the City of Clayton and voter consideration of one (1) local ballot measure, Measure "O", a special tax to fund the annual operations and maintenance of the proposed Downtown Park for a period of ten (10) years; and

WHEREAS, following the canvass of returns by the Contra Costa County Clerk and receipt of his report by the City Clerk, the City Council met in a regular public meeting on December 5, 2006 and canvassed the returns of the election pursuant to and accordance with applicable provisions of the California Elections Code; and

WHEREAS, the City Council finds that the number of votes cast in the City of Clayton at the general municipal election was and is 5153, an 72.54% turnout; and

WHEREAS, the City Council finds that there were fourteen precincts in the City of Clayton established for holding the November 2006 general municipal election; and

WHEREAS, the City Council finds that the names of the persons voted for and the number of votes given said persons in the general municipal election at each of the above noted precincts and by absentee ballot as candidates for the offices of Council Member on the Clayton City Council and the total votes cast for each candidate, are as set forth in the computer printout from the Contra Costa County Election Department, attached hereto as "Exhibit A" and incorporated herein by such reference; and

WHEREAS, the City Council further finds that all of the votes in consideration of local ballot Measure "O" submitted to the Clayton voters in the general municipal election are also set forth in the computer printout from the Contra Costa County Election Department, attached hereto as "Exhibit A" and incorporated herein by such reference.

NOW, THEREFORE, BE IT RESOLVED by the City Council of Clayton, California that the following candidates (listed alphabetically) for the two offices of Council Member of the City Council of the City of Clayton received the highest number of votes and are therefore declared to be the two (2) Council Members duly elected to serve on the

Clayton City Council until the results of the November 2010 General Municipal election are canvassed and accepted:

David T. Shuey
Ross "Hank" Stratford

BE IT FURTHER RESOLVED by the City Council that local Ballot Measure "O", the formation of a Community Facilities District and the levy of a special tax therein (Community Facilities District No. 2006-1, Downtown Park Operation and Maintenance District) did garner the requisite two-thirds voter approval and therefore Measure "O" did pass.

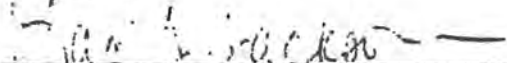
PASSED, APPROVED AND ADOPTED by the City Council of Clayton, California at a regular public meeting thereof held on the 5th day of December 2006 by the following vote:

AYES: Mayor Shuey, Vice Mayor Walcutt, Councilmembers Laurence, Manning and Pierce
NOES: None
ABSTAIN: None
ABSENT: None

THE CITY COUNCIL OF CLAYTON, CA


David T. Shuey, Mayor

ATTEST:


Laci J. Jackson, City Clerk

DISTRICT CANVASS

CONTRA COSTA COUNTY
2006 GENERAL ELECTION
NOVEMBER 7, 2006

Official Results

PRINTED 12/04/06, 07:38 AM

PAGE

14 PRECINCTS

0-City of Clayton Park Funding Special Tax-2/3

	R E G I S T E R E D	V O T E R S	B C A A L L S T E S	T P U E R R A N C E U N I T T A G E	Y E S	N O
0081 0000081 CL081 54	880	291	33.07	169	106	
0082 0000082 CL082 54	847	342	40.38	239	80	
0083 0000083 CL083 54	964	380	39.83	296	78	
0084 0000084 CL084 54	869	315	36.25	231	75	
0085 0000085 CL085 54	1141	449	39.35	313	117	
0086 0000086 CL086 54	1295	407	31.43	314	73	
0087 0000087 CL087 54	1051	389	37.01	271	107	
0543 0009069 CL9069 55 M	13	7	53.85	3	2	
0544 0009070 CL9070 56 M	54	39	72.22	26	11	
0545 0009071 CL9071 57 M	0	0		0	0	
0803 8065 AB 54	0	2534		1652	815	
0804 8066 AB 55	0	0		0	0	
0805 8067 AB 56	0	0		0	0	
0806 8068 AB 57	0	0		0	0	
GRAND TOTALS	7104	5153	72.54	3514	1464	

↑
68.19%
↑
YES

RESOLUTION NO. 13-2007

**A RESOLUTION DESIGNATING THE NAME OF
"THE GROVE"
FOR THE DOWNTOWN PARK LOCATED BETWEEN
MAIN STREET, old MARSH CREEK ROAD and CENTER STREET**

**THE CITY COUNCIL
City of Clayton, California**

WHEREAS, the City of Clayton has begun construction of a new un-named public park bordered by Main Street, old Marsh Creek Road, and Center Street, which is expected to be completed by the end of 2007; and

WHEREAS, the area at the intersection of old Marsh Creek Road, Main Street, and Center Street will be further improved to be a complement to the adjacent Black Diamond Plaza and a focal point in the historic downtown Clayton; and

WHEREAS, the Clayton City Council previously adopted a Park Naming Policy; and

WHEREAS, the Community Services Commission on February 8, 2007 considered names using their recommended Park Naming Policy and had split recommendations of the following names: Downtown Park; Joel Clayton Park; and Grove Park; and

WHEREAS, the City Council did consider the Community Services recommendations, and other names consistent with the Park Naming Policy during its regular meeting of April 17, 2007.

NOW, THEREFORE, BE IT RESOLVED by the City Council of Clayton California, that the new downtown park located between Main Street, old Marsh Creek Road, and Center Streets shall be named "The Grove" and further resolves that this name meets the criteria of the City's Park Naming Policy as a historical site basis, as it was the location of historic eucalyptus grove community gathering place.

PASSED, APPROVED and ADOPTED by the City Council of Clayton California at a regular meeting thereof held on the 17th day of April 2007, by the following vote:


AYES: Mayor Walcutt, Vice Mayor Manning, Councilmembers Pierce and Stratford

NOES: None

ABSENT: Councilmember Shuey

ABSTAIN: None

THE CITY COUNCIL OF CLAYTON, CA



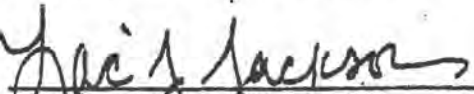
William R. Walcutt, Mayor

ATTEST:



Laci J. Jackson, City Clerk

I hereby certify that the foregoing resolution was duly and regularly passed by the City Council of Clayton California at a regular meeting thereof held on April 17, 2007.



Laci J. Jackson, City Clerk

Laurapark name reso

The Grove Park Fund – No. 211

The Grove Park officially opened to the community on January 12, 2008 and on May 29, 2008, City Maintenance assumed full responsibility for the care and maintenance of The Grove Park. On Opening Day, the public park immediately became the signature statement of our community, and ever since it has been the popular gathering place for residents and visitors to the Clayton Town Center. Voters originally approved the special parcel tax in November 2006 to maintain the park for 10 years (levy first collected in FY 07-08) so FY 2016-17 constitutes the 10th year of its special assessment revenue existence. In November 2014, the voters overwhelmingly elected (81% positive vote) to extend The Grove Park special property tax for an additional 20 years. Operations for The Grove Park are separately accounted for by the City in a restricted special revenue fund.

The Downtown Park real property assessment will yield approximately \$126,350 in the coming year (with the recommended allowable CPI (April-April) tax rate adjustment of 2.70%. This Restricted-Use Fund will receive its tenth and final installment of the very generous \$10,000 annual "donation" (for ten years) from the land owners (Endashiian, Inc.), developers of the CVS/Pharmacy store site (formerly Longs Drugs Store). That annual donation is deposited and remains in The Grove Park Fund.

Bolstered by these revenues and interest earnings, the Downtown Grove Park Fund maintains a positive fund balance expected to be approximately \$284,305 by the end of FY 2015-16 with equity slightly increasing to \$314,358 at the close of FY 2016-17. Of this projected FY 2016-17 ending fund balance amount, \$117,483 sits in the Asset Replacement Reserve approved in the adoption of Measure O, \$50,000 in the unallocated stabilization reserve (increasing by \$5,000 annually), and \$146,875 in unassigned fund balance.

For FY 2015-16, it is projected total expenditures of The Grove Park will be approximately \$88,653 offset by revenues totaling \$138,925, resulting in a restricted fund operating surplus of \$50,272. This surplus primarily arose from actual maintenance labor requirements for FY 2016-17 being less than originally planned for in the adopted FY 2016-17 budget. However, as The Grove Park continues to mature and its public attraction increases, more City Maintenance personnel time is deliberately budgeted to keep it in a condition worthy of the City's signature piece. During the summer and on Concert Series weekends, a part-time Maintenance Worker is assigned to perform routine maintenance and oversight tasks at the Park to ensure this highly-visible asset shines for our community. The nearby municipal well provides the irrigation and non-potable water needs of The Grove Park, which saves considerable taxpayers' monies compared to the metered water prices of Contra Costa Water District.

To continue to meet the operational objectives of The Grove Park, appropriations of \$110,497 are being proposed for FY 2016-17. This results in a planned surplus of \$30,053, primarily a result of the annual allocation of \$5,000 into the restricted stabilization reserve and an additional \$18,000 into the asset replacement reserve. The District's total reserves remain sufficient beyond its normal yearly operations. The City Council may take action after the adoption of the budget to utilize these reserves for additional capital improvements at The Grove Park.

City of Clayton
The Grove Park CFD 2006-1 Fund 211
Proposed Budget 2016-17

Account Number	Account Name	2014-15 Actual	2015-16 Adopted Budget	2015-16 Projected	2016-17 Proposed Budget
7111	Salaries/Regular	28,737	32,700	14,000	20,000
7112	Temporary Help	9,120	12,300	10,000	17,000
7218	LTD Insurance	234	310	200	190
7220	PERS Retirement	7,062	6,500	1,800	3,000
7221	PERS Retirement - Unfunded Liability	-	3,500	2,100	2,200
7231	Workers Comp Insurance	1,248	2,030	2,123	1,900
7232	Unemployment Insurance	667	670	670	800
7233	FICA Taxes	1,149	1,408	950	1,567
7246	Benefit Insurance	5,652	6,700	2,400	4,100
7311	General Supplies	5,122	4,500	4,480	5,750
7331	Rentals/Leases	-	500	500	500
7335	Gas & Electric Serv.	1,426	1,510	1,800	1,900
7338	Water Service	8,706	10,000	7,200	7,500
7341	Buildings/Grounds Maintenance	-	-	-	5,860
7342	Machinery/Equipment Maint.	771	800	800	800
7343	Vehicle Maintenance	-	1,000	1,000	1,000
7344	Vehicle Gas, Oil, and Supplies	-	1,500	1,500	1,500
7381	Property Tax Admin Cost	3,737	3,980	3,740	3,820
7382	Election Services	1,140	-	-	-
7411	Professional Services Retainer (Legal)	13,164	-	-	-
7413	Special Legal Services	-	-	-	1,000
7417	Janitorial Services	13,322	13,420	13,300	13,400
7419	Other Prof. Services	3,047	7,020	6,040	4,530
7420	Other Outside Services	4,191	3,850	3,970	-
7429	Animal/Pest Control Services	-	-	-	1,000
7440	Tree Trimming Services	-	-	-	1,500
7484	Capital Outlay - Structures & Imp.	113,555	-	-	-
7485	Capital Outlay - Equipment & Machinery	-	18,000	-	-
7486	CERF Charges/Depreciation	2,700	2,700	2,700	2,100
7615	Property Taxes	459	510	500	510
8101	Transfer to General Fund	6,716	6,880	6,880	7,070
Total Expenditures		231,925	142,288	88,653	110,497
4613	Downtown Park Special Parcel Tax - O&M	97,102	100,036	100,036	103,350
4613	Downtown Park Special Parcel Tax - Capital	18,000	18,000	18,000	18,000
4613	Downtown Park Special Parcel Tax - Restricted	5,000	5,000	5,000	5,000
5601	Interest	2,609	2,600	3,200	3,200
5602	Park Use Fee	1,137	1,000	855	1,000
5606	Unrealized Inv Gain/Loss	(350)	-	-	-
5701	Reimbursement/Refunds	12,000	-	1,834	-
5702	Donations & Contributions	10,000	10,000	10,000	10,000
5790	Misc Revenue	45,000	-	-	-
Total Revenue		190,498	136,636	138,925	140,550
Increase (Decrease) in Fund Balance		(41,427)	(5,652)	50,272	30,053
Beginning Fund Balance		275,460	243,822	234,033	284,305
Ending Fund Balance		234,033	238,170	284,305	314,358

Ending Fund Balance Includes:

Unassigned Fund Balance	112,550	93,687	139,822	146,875
Asset Replacement Reserve	81,483	99,483	99,483	117,483
Unallocated Stabilization Reserve	40,000	45,000	45,000	50,000
Total Fund Balance	234,033	238,170	284,305	314,358



Agenda Date: 6-21-2016

Agenda Item: 5d

Approved:

Gary A. Napper, City Manager

STAFF REPORT

TO: HONORABLE MAYOR AND COUNCILMEMBERS

FROM: Laura Hoffmeister, Asst. to the City Manager

MEETING DATE: June 21, 2016

SUBJECT: Approval of resolution ordering the levy and collection of special taxes and setting forth the special tax amount for Community Facilities District (CFD) 2007-1 (City Wide Landscape Maintenance) on the fiscal year 2016-2017 Tax Assessment

RECOMMENDATION

Adoption of Resolution No. ___-2016 ordering the levy and collection of special taxes and setting forth the special tax amount for Community Facilities District (CFD) 2007-1 (City Wide Public Landscape Maintenance) on the fiscal year 2016 - 2017 Tax Assessment Roll.

BACKGROUND

In June 2007 the electorate voted 82.94% approval to establish a special tax, known as Measure B, for the care and maintenance of City Wide Public Landscaping. Measure B was established for a 10-year period (through 2017). Measure B is the only funding source for the Citywide Public Landscape District-known as Community Facilities District (CFD) 2007-1. Measure B is set to expire in June 2017. This is the only source of funds for the maintenance and operation of the Landscape Maintenance District. (On June 7th the voters approved Measure H (unofficial 79.11%) a continuation of this sole funding special parcel tax with the same rate methodology for FY 2017-2018 through 2026-2027.)

The tax is for costs related to public roadway, trail, open space landscape maintenance, and the Clayton Fountain at the corner of Oakhurst Blvd. and Clayton Rd. These areas have 2 million square feet of landscaping and irrigation, 515 acres of open space, 2,871 street trees, and 27 miles of public trails. City parks are not maintained by this special tax but through the General Fund (except for The Grove downtown park which has its own separate special maintenance district funding source).

Since 1999 the City has employed only five permanent city maintenance employees who spend approximately 60% of their time on tasks in the Landscape Maintenance District. Necessity has required maintenance crews to spend more work hours maintaining District assets as landscaping matures, irrigation systems break, and vandalism or vehicle accidents that cause damage to trees and shrubs; along with increases in metered irrigation water, electricity increases which run the irrigation controllers and pumps to the fountain; professional services are used for open space weed abatement and tree trimming.

Meeting Date: June 21, 2016

Page 2 of 3

The collection of the tax is done by the County, and property owners' payments for this new District first occurred in November/December 2007. Established in the voter approved tax is an ability after the initial year, to increase the assessment by the CPI with a maximum of 3% annually. The Citizens Oversight Committee for this District, [known as the Trails and Landscape Committee (TLC)] recommended an increase based upon the CPI, which is 2.70% (an increase of \$6.34 per residential parcel assessment over last year's rate). The CPI adjustment was reviewed and recommended by the Trails and Landscape Committee at its May 23, 2016 meeting and reflected in the budget for FY 16-17. The FY 2016-17 Budget was introduced and reviewed by the City Council at its June 7, 2016 meeting and is presented for adoption at its June 21, 2016 meeting.

FISCAL IMPACT

For the 2016-17 fiscal year the levy amount is \$241.18 per residential parcel, or per non residential acre or fraction thereof. For fiscal year 2016-17 there are 4,100 parcels that will be subject to the special tax. Of these 4,040 are residential and 60 are non-residential. The total amount of revenue estimated to be received from this tax for FY 2016-17 is \$1,057,333.12. These tax revenues are placed into a Special Revenue Fund (No.210) through which all eligible expenses are tracked, paid and audited. Allowable expenses include only that for the purposes of the Landscape District Maintenance materials, supplies, equipment, utilities, labor, and administration. There is identified approximately \$2.5 million in desired major landscape replacements/repairs and enhancements yet to be funded through this tax amount. Cost savings from water reductions during the prior 2-year drought and the most recent 5-year drought along with other District costs savings have been used for reinvestment in the Landscape District on a pay as you go basis. In FY 07-08 an irrigation repair vehicle truck was purchased, apx. \$36,000. In FY 10-11 Landscape Maintenance District savings of \$260,000 were used for hardscape of median island narrow noses, Clayton Fountain area replanting and other targeted tree and shrub replanting. In FY 11-12 \$304,173 in Landscape Maintenance District funds were used for Clayton Road median work (Oakhurst to Mitchell Canyon) and planting of the retaining wall. An additional \$60,000 for trail repairs/resurfacing, additional \$10,000 for tree trimming and \$30,000 for computer based irrigation control. Finished in FY 12-13 was the Daffodil Hill replanting (equal cost sharing with CBCA) with the Landscape Maintenance District funding being \$26,800, and \$50,000 in trail resurfacing. In FY 14-15 extra fire prevention tree trimming of \$50,000 in open space areas was completed. During FY 15-16 the repair/replacement of wood tread surface of Camdinet Trail pedestrian bridges (\$70,000), Lower Easley Trail resurfacing (\$70,000), were completed, and new a tractor was purchased (\$79,000 with half, \$37,500, funded by the District). In addition to recurring landscape maintenance tasks approximately \$1,039,438 has been reinvested into the Landscape District to date. Planned projects for FY 16-17 include repair/replacement of downtown Main Street planter boxes (\$35,000), subdivision entryways re-landscaping/hardscape (\$300,000 seed monies)

The Citizens Oversight Committee will soon begin its preparation of the 9th Annual Report covering the recently completed period FY 15-16. This report is expected to be provided to the City Council at a meeting in September/October. This report will include the highlights of the District and future direction as well as the District Budget.

CONCLUSION

The City Council, by Ordinance 409, pursuant to Section 53340 of the Government Code of the State of California, has authorized the levy of a special tax to pay for costs and expenses

Meeting Date: June 21, 2016

Page 3 of 3

related to Community Facilities District 2007-1. This Resolution authorizes the Contra Costa County Auditor to place unpaid direct bill taxes for the 2016-2017 fiscal year on the next assessment roll.

Attachments:

- 1) Resolution No. __-2016
- 2) Summary of Exhibit A to Resolution __-2016
- 3) Annual Special Tax Levy Report
- 4) Ordinance 409
- 5) Resolution No. 06-2007
- 6) Resolution No. 07-2007
- 7) Resolution No. 17-2007
- 8) Landscape District Budget FY 16-17

RESOLUTION NO. __-2016

**A RESOLUTION ORDERING THE LEVY AND COLLECTION OF
SPECIAL TAXES AND SETTING THE SPECIAL
TAX AMOUNT FOR FISCAL YEAR 2016-17
FOR COMMUNITY FACILITIES DISTRICT NO. 2007-1
(CITYWIDE LANDSCAPE MAINTENANCE)**

**THE CITY COUNCIL
City of Clayton, California**

WHEREAS, the City Council of the City of Clayton, California, (hereinafter referred to as the "legislative body"), has initiated proceedings, held a public hearing, conducted an election and received a favorable vote from the qualified electors relating to the levy of a special tax in Community Facilities District No.2007-1(hereinafter referred to as "District"), all as authorized pursuant to the terms and provisions of the "Mello-Roos Community Facilities Act of 1982"; being Chapter 2.5, Part 1, Division 2, Title 5 of the Government Code of the State of California (the "Act"). ; and,

WHEREAS, this legislative body, by Ordinance No. 409 as authorized by Section 53340 of the Government Code of the State of California, has authorized the levy of a special tax to pay for costs and expenses related to said District, and this legislative body is desirous to establish the specific rate of the special tax to be collected for fiscal year 2016 -17; and,

WHEREAS, the special taxes are in compliance with all laws pertaining to the Act and the levy of special taxes; the special taxes are levied without regard to property valuation, and the special taxes are in compliance with the provisions of Prop 218.

NOW THEREFORE, IT IS HEREBY RESOLVED AS FOLLOWS:

SECTION 1. That the above recitals are all true and correct.

SECTION 2. That the specific rate and amount of the special tax to be collected to pay for the costs and expenses for the next fiscal year (2016 -17) for the referenced

Attachment 1

District is hereby determined and established as set forth in the attached, referenced and incorporated Exhibit "A".

SECTION 3. That the rate as set forth above does not exceed the amount as previously authorized by Ordinance of this legislative body, and is not in excess of that as previously approved by the qualified electors of the District.

SECTION 4. That the proceeds of the special tax shall be used as provided in Ordinance No. 409, including, but not limited to, the payment of, in whole or in part, the costs of the following:

- A. Payment of costs and expenses of public landscape facilities;
- B. Payment of District administrative costs.
- C. Cost of collecting and administering the special tax

The proceeds of the special taxes shall be used as set forth above, and shall not be used for any other purpose.

SECTION 5. The special tax shall be collected in the same manner as ordinary ad valorem property taxes are collected, and shall be subject to the same penalties and same procedure and sale in cases of any delinquency for ad valorem taxes, and the Tax Collector is hereby authorized to collect the special tax and to deduct reasonable administrative costs incurred in collecting said special tax.

SECTION 6. All monies above collected shall be paid into the Community Facilities District 2007-1 fund.

SECTION 7. The Auditor of the County is hereby directed to enter in the next County assessment roll on which taxes will become due, opposite each lot or parcel of land effected in a space marked "public improvements, special tax" or by any other suitable designation, the installment of the special tax, and for the exact rate and amount of said tax, and assessor's parcel number (APN), reference is made to the attached Exhibit "A".

SECTION 8. The County Auditor shall then, at the close of the tax collection period, promptly render to this City a detailed report showing the amount and/or amounts of such special tax installments, interest, penalties and percentages so collected and from what property collected, and also provide a statement of any percentages retained for the expense of making any such collection.

PASSED, APPROVED, AND ADOPTED by the City Council of Clayton, California at a regular public meeting of thereof held on June 21, 2016 by the following vote:

AYES:

NOES:

ABSTAIN:

ABSENT:

THE CITY COUNCIL OF CLAYTON, CA

Howard Geller, Mayor

ATTEST:

Janet Brown , City Clerk

Laura/fy16-17 reso cld 2007-01city iscp

**Summary of EXHIBIT A
to Resolution ____ -2016**

**CFD 2007-1 Citywide Landscape Maintenance District
Special Tax**

For fiscal year 2016-2017 the assessor's parcel numbers and the special tax amounts are as set forth in the Community Facilities District No.2007-1 (Citywide Landscape Maintenance) Preliminary Billing Levy Detail Report for FY 2016-17 on file in the City Clerk's office, City Hall, 6000 Heritage Trail, Clayton, CA.

Due to the length of the report, it is summarized as follows:

In general all residential parcels, (single family, condo, and townhouse) shall have a rate for FY 16-17 of \$241.18 per parcel. All non-residential parcels shall have a rate for FY 16-17 of \$241.18 per acre or fraction thereof, based on parcel size as shown on the most recent County tax and parcel records.

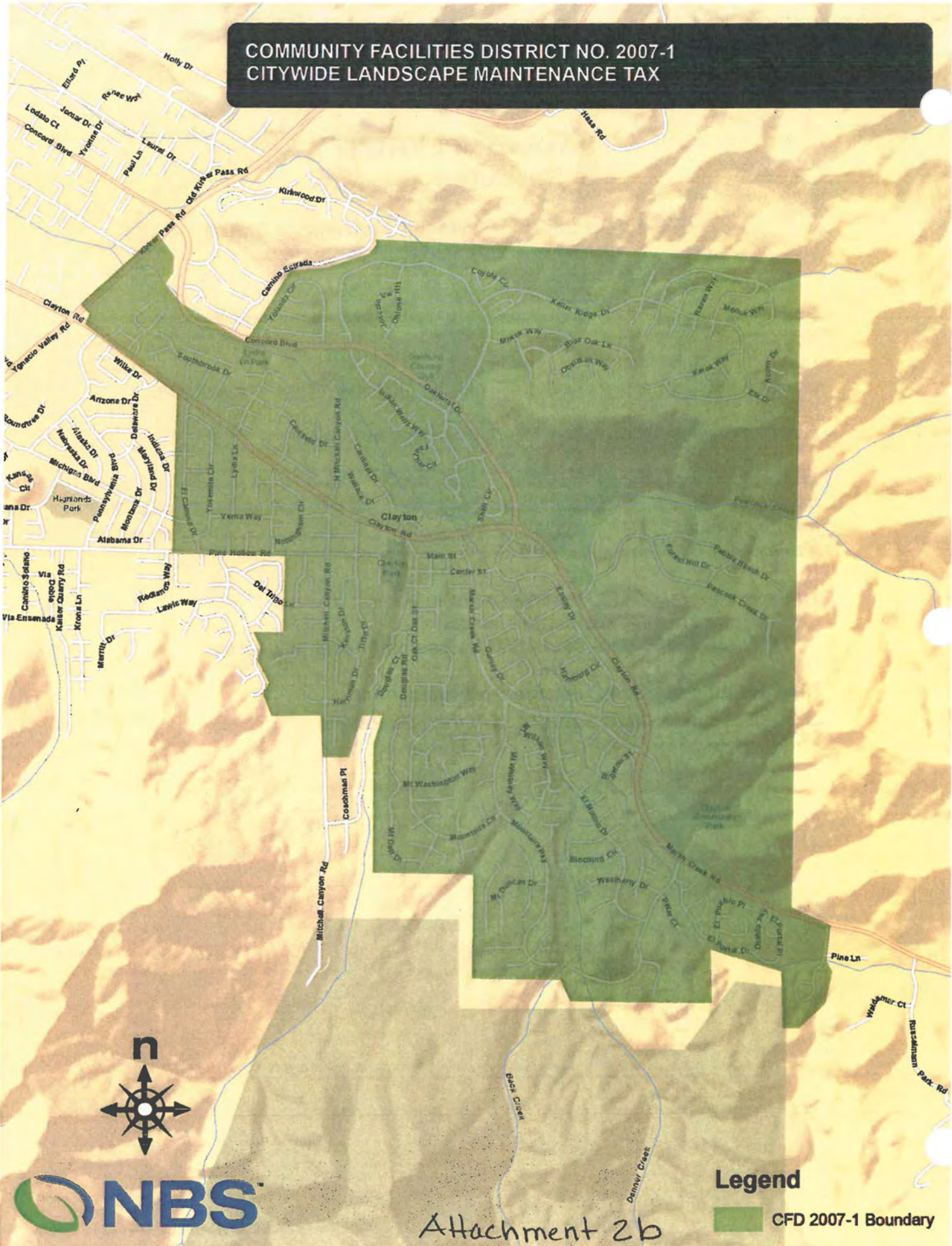
There are a total of 4100 parcels to be levied:

There are 4040 residential levies.

There are 60 non-residential levies comprising 362 acres.

\$974,367.20 est. total revenue from residential
\$82,965.92 est. total revenue from non-residential
\$1,057,333.12 est. revenue for FY 16-17

COMMUNITY FACILITIES DISTRICT NO. 2007-1
CITYWIDE LANDSCAPE MAINTENANCE TAX



Attachment 2b

Legend
CFD 2007-1 Boundary



City of Clayton

Community Facilities District No. 2007-1

Citywide Landscape Maintenance Tax

Annual Report

June 2016

Main Office

32605 Temecula Parkway, Suite 100
Temecula, CA 92592

Toll free: 800.676.7516 Fax: 951.296.1998

Regional Office

870 Market Street, Suite 1223
San Francisco, CA 94102

Toll free: 800.434.8349 Fax: 415.391.8439

Attachment 3

CITY OF CLAYTON
6000 Heritage Trail
Clayton, California 94517
Phone – (925) 673-7300
Fax – (925) 672-4917

City Council

Howard Geller, Mayor
Jim Diaz, Vice Mayor
Julie K. Pierce, Councilmember
Keith Haydon, Councilmember
David T. Shuey, Councilmember

City Staff

Gary Napper, City Manager
Laura Hoffmeister, Assistant to the City Manager
Kevin Mizuno, Finance Manager

Special Tax Administrator

NBS

Tim Seufert, Client Services Director
Greg Davidson, Director
Kristin Harvey, Senior Consultant
Darrylanne Zarate, Financial Analyst

EXECUTIVE SUMMARY/SPECIAL ISSUES

General Information Summary

Maturity	2016/17 Levy ⁽¹⁾	Parcel Count	Delinquency Rate ⁽²⁾
Fiscal Year 2016/17	\$1,057,333.12	4,299	1.73%

(1) Includes a rounding adjustment for County tax submittal purposes.

(2) Delinquency Rate for Fiscal Year 2015/16.

Community Facilities District No. 2007-1, Citywide Landscape Maintenance Tax (the "District"), was created to finance services necessary to operate and maintain public roadway landscaping, open space and trails and Clayton Fountain.

On June 7, 2016 voters approved Measure H by 77.11% approval. Measure H is an extension of Measure B, for the care and maintenance of City Wide Public Landscaping. Measure B was established for a 10-year period (through 2017). The 2016/17 levy is included in the original Measure B. The extension of the tax with the same rate methodology is extended for 10 years – beginning Fiscal Year 2017/18 through Fiscal Year 2026/27.

For Fiscal Year 2016/17, all taxable parcels within this District will be levied at 100% of their respective Maximum Special Tax. The Maximum Special Tax rates for Fiscal Year 2016/17, which have been escalated by 2.6950%, are as follows:

Residential Parcels:	\$241.18 per parcel
Non-residential Parcels:	\$241.18 per acre or fraction thereof

The delinquency rate for the District was 1.73% for Fiscal Year 2015/16. With the City's authorization, NBS sent reminder and demand letters to delinquent property owners to encourage the immediate payment of delinquent property tax bills.

TABLE OF CONTENTS

EXECUTIVE SUMMARY/SPECIAL ISSUES

1. 2016/17 LEVY	1-1
1.1. Special Tax Spread	1-1
2. DELINQUENCY MANAGEMENT	2-1
2.1. Delinquency Summary	2-1
2.2. Delinquency Summary Report	2-2
3. RATE AND METHOD OF APPORTIONMENT	3-1
3.1. Method of Apportionment	3-1
3.2. Definitions	3-1
3.3. Special Tax Formula	3-1
3.4. Special Tax Escalator Factor	3-1
3.5. Duration of Special Tax Levy	3-2
3.6. Relationship to Special Tax of Community Facilities District 1997-1	3-2
4. BACKGROUND INFORMATION	4-1
4.1. Project Description	4-1
4.2. Resolution	4-2
4.3. Boundary Map	4-3
5. DELINQUENCY DETAIL	5-1
6. 2016/17 SPECIAL TAX ROLL	6-1

1. 2016/17 LEVY

1.1. Special Tax Spread

All taxable parcels within the District were levied at 100% of their respective Maximum Special Tax rate for Fiscal Year 2016/17. The details of the Special Tax, spread amongst the 4,299 parcels within the District, are as follows:

Parcel Classification	Parcel Count	Maximum Rate	Total Maximum Special Tax	Total Amount Levied ⁽³⁾
Residential ⁽¹⁾	4,040	\$241.18	\$974,367.20	\$974,367.20
Non-Residential ⁽²⁾	60	241.18	82,965.92	82,965.92
Exempt	199	0.00	0.00	0.00
Total	4,299		\$1,057,333.12	\$1,057,333.12

- (1) Per the Rate and Method of Apportionment, the maximum special tax for residential parcels is calculated on a per parcel basis.
 (2) Per the Rate and Method of Apportionment, the maximum special tax for non-residential parcels is calculated per acre or fraction thereof.
 (3) Includes a rounding adjustment for County tax submittal purposes. ⁽¹⁾

The table below shows the Fiscal Year 2015/16 Maximum Special Tax for the District:

Parcel Classification	Parcel Count	Maximum Rate	Total Maximum Special Tax
Residential ⁽¹⁾	4,038	\$234.85	\$948,324.30
Non-Residential ⁽²⁾	62	234.85	81,494.94
Exempt	199	0.00	0.00
Total	4,299		\$1,029,819.24

- (1) Per the Rate and Method of Apportionment, the maximum special tax for residential parcels is calculated on a per parcel basis.
 (2) Per the Rate and Method of Apportionment, the maximum special tax for non-residential parcels is calculated per acre or fraction thereof.

Please refer to section 3 of this report for details of the Special Tax Formula.

2. DELINQUENCY MANAGEMENT

2.1. Delinquency Summary

The following table shows the Fiscal Year 2015/16 delinquency rate for the District:

2015/16 Levy	2015/16 Delinquencies	2015/16 Delinquency Rate	Delinquency Management Steps Taken
\$1,029,543.50	\$17,847.66	1.73%	Reminder and Demand Letters Sent

NBS monitors the delinquency rate and reviews the delinquency situation after each payment date. With the City's authorization, NBS sent reminder and demand letters to delinquent property owners to encourage the immediate payment of delinquent property tax bills.

Please refer to section 5 of this report for a delinquency detail report for the District.

2.2. Delinquency Summary Report

The following pages summarize delinquencies for 2015/16 and prior fiscal years.

City of Clayton
Delinquency Summary Report
As of: 06/13/2016

District	Due Date	Billed Amount	Paid Amount	Delinquent Amount	Delinquent Amount %	Billed Installments	Paid Installments	Delinquent Installments	Delinquent Installments %
CFD 2007-1									
08/01/2007 Billing:									
	12/10/2007	\$430,512.48	\$430,512.48	\$0.00	0.00%	4,071	4,071	0	0.00%
	04/10/2008	\$430,512.48	\$430,512.48	\$0.00	0.00%	4,071	4,071	0	0.00%
	Subtotal:	\$861,024.96	\$861,024.96	\$0.00	0.00%	8,142	8,142	0	0.00%
08/01/2008 Billing:									
	12/10/2008	\$443,649.10	\$443,649.10	\$0.00	0.00%	4,078	4,078	0	0.00%
	04/10/2009	\$443,649.10	\$443,547.88	\$101.22	0.02%	4,078	4,077	1	0.02%
	Subtotal:	\$887,298.20	\$887,196.98	\$101.22	0.01%	8,156	8,155	1	0.01%
08/01/2009 Billing:									
	12/10/2009	\$447,607.48	\$447,505.45	\$102.03	0.02%	4,102	4,101	1	0.02%
	04/10/2010	\$447,607.48	\$447,505.45	\$102.03	0.02%	4,102	4,101	1	0.02%
	Subtotal:	\$895,214.96	\$895,010.90	\$204.06	0.02%	8,204	8,202	2	0.02%
08/01/2010 Billing:									
	12/10/2010	\$455,285.26	\$455,285.26	\$0.00	0.00%	4,102	4,102	0	0.00%
	04/10/2011	\$455,285.26	\$455,181.48	\$103.78	0.02%	4,102	4,101	1	0.02%
	Subtotal:	\$910,570.52	\$910,466.74	\$103.78	0.01%	8,204	8,203	1	0.01%
08/01/2011 Billing:									
	12/10/2011	\$467,925.19	\$467,818.48	\$106.71	0.02%	4,100	4,099	1	0.02%
	04/10/2012	\$467,925.19	\$467,711.77	\$213.42	0.05%	4,100	4,098	2	0.05%
	Subtotal:	\$935,850.38	\$935,530.25	\$320.13	0.03%	8,200	8,197	3	0.04%
08/01/2012 Billing:									
	12/10/2012	\$477,658.91	\$477,005.33	\$653.58	0.14%	4,100	4,094	6	0.15%
	04/10/2013	\$477,658.91	\$476,896.40	\$762.51	0.16%	4,100	4,093	7	0.17%
	Subtotal:	\$955,317.82	\$953,901.73	\$1,416.09	0.15%	8,200	8,187	13	0.16%
08/01/2013 Billing:									
	12/10/2013	\$489,017.21	\$488,459.61	\$557.60	0.11%	4,100	4,095	5	0.12%
	04/10/2014	\$489,017.21	\$488,348.09	\$669.12	0.14%	4,100	4,094	6	0.15%
	Subtotal:	\$978,034.42	\$976,807.70	\$1,226.72	0.13%	8,200	8,189	11	0.13%

City of Clayton
Delinquency Summary Report
As of: 06/13/2016

District	Due Date	Billed Amount	Paid Amount	Delinquent Amount	Delinquent Amount %	Billed Installments	Paid Installments	Delinquent Installments	Delinquent Installments %
CFD 2007-1									
08/01/2014 Billing:									
	12/10/2014	\$502,654.17	\$501,851.76	\$802.41	0.16%	4,100	4,093	7	0.17%
	04/10/2015	\$502,654.17	\$501,737.13	\$917.04	0.18%	4,100	4,092	8	0.20%
	Subtotal:	\$1,005,308.34	\$1,003,588.89	\$1,719.45	0.17%	8,200	8,185	15	0.18%
08/01/2015 Billing:									
	12/10/2015	\$514,771.75	\$510,896.89	\$3,874.86	0.75%	4,100	4,067	33	0.80%
	04/10/2016	\$514,771.75	\$500,798.75	\$13,973.00	2.71%	4,100	3,983	117	2.85%
	Subtotal:	\$1,029,543.50	\$1,011,695.64	\$17,847.86	1.73%	8,200	8,050	150	1.83%
CFD 2007-1	Total:	\$8,458,163.10	\$8,435,223.79	\$22,939.31	0.27 %	73,706	73,510	196	0.27 %
Agency Grand Total:		\$8,458,163.10	\$8,435,223.79	\$22,939.31	0.27%	73,706	73,510	196	0.27%

3. RATE AND METHOD OF APPORTIONMENT

3.1. Method of Apportionment

A Special Tax will be levied annually on each taxable parcel of land within the District and collected in the same manner as ordinary ad-valorem property taxes or in such manner as the City Council or its designee shall determine, including City-originated billing of the affected property owners.

3.2. Definitions

Taxable Parcels - Parcels of land within the boundaries of the District that are not included in the "Exempt Parcel" category listed below.

Exempt Parcels - Parcels of land owned by a public agency, right-of-way parcels, schools, hospitals, cemeteries, mortuaries, libraries, parks, mineral rights, private roads, pipelines, public parking facilities and common areas.

Residential Parcels - Taxable Parcels of land that are classified as single-family, condominium, townhouse, multi-family or rural residential parcels.

Non-residential Parcels - Taxable Parcels that are not classified as "Residential Parcels."

Special Tax - The Special Tax allowed to be levied on a property within the District, calculated pursuant to the Rate and Method of Apportionment of Special Tax.

3.3. Special Tax Formula

- A. **Residential Parcels** - An annual Special Tax will be levied on all Residential Parcels, as defined above, at the per parcel tax rate shown below for each Fiscal Year 2007/08 through 2016/17:

Residential Parcel Annual Special Tax Rate for Fiscal Year 2007/08: \$196.77 per parcel.

- B. **Non-residential Parcels** - An annual Special Tax will be levied on all Non-residential Parcels, as defined above, at the per acre rate shown below for each Fiscal Year 2007/08 through 2016/17:

Non-residential Parcel Annual Special Tax Rate for Fiscal Year 2007/08: \$196.77 per acre or fraction thereof.

3.4. Special Tax Escalator Factor

In Fiscal Years 2008/09 through 2016/17, the Special Annual Tax rate may be increased annually by the City of Clayton City Council in an amount not to exceed the full annual adjustment (April to April) in the Consumer Price Index – All Urban Consumers, San Francisco-Oakland-San Jose, CA Area (Base Period 1982-84 = 100)(the "CPI increase"). This escalation factor is applicable if determined by the City to be necessary due to expected or actual increases in the operational and maintenance expenses attributable to the District. Such determination shall be made by action of the City of Clayton City Council, which must occur at a regular public meeting thereof accompanied by a prior recommendation of the citizens' Trails and Landscaping Committee established by the City Council in February 2006 (City Resolution No. 08-

2006). In no event shall each annual Special Tax rate in any fiscal year increase by more than three percent (3%) over the previous year

The Special Tax Escalation Factor for Fiscal Year 2016/17 is 2.6950%.

3.5. Duration of Special Tax Levy

The Special Tax will be levied annually for a period of ten (10) years commencing with Fiscal Year 2007/08 through and including Fiscal Year 2016/17. After the ten (10) year duration has expired the Special Tax may no longer be collected unless extended pursuant to applicable laws, except that a Special Tax that was lawfully levied in or before the final tax year and that remains delinquent may be collected in subsequent years. Fiscal Year 2016/17 will be the final levy under the current authority to levy, as discussed in the executive summary.

3.6. Relationship to Special Tax of Community Facilities District 1997-1

The District was created to replace Community Facilities District 1997-1 as the new district to levy an annual Special Tax for Citywide Landscape Maintenance purposes for duration of 10 years. The Community Facilities District 1997-1 had a maturity date of June 30, 2007. In order to continue landscaping maintenance for the City of Clayton, the City has adopted and approved Resolution 06-2007 on February 20, 2007.

4. BACKGROUND INFORMATION

4.1. Project Description

The services to be financed by the District shall include the maintenance of:

- A. **Public Roadway Landscaping** – which includes but is not limited to the following improved rights-of-way:

Atchinson Stage Road - from Pine Hollow Road to Caulfield Drive
Black Point Place - center median island
Caulfield Court - center median island
Center Street - from Oak Street to Clayton Road
Clayton Road - from the western city limits to the southern Marsh Creek Road intersection
Cul-de-sacs - landscaped areas at the end of Ahwanee Lane, Wawona Court, Tuyshtak Court, Antelope Court, Obsidian Court, Blue Oak Lane, Falcon Place, Windmill Canyon Place, Hummingbird Place, Raven Place, and Golden Eagle Place
Diablo Parkway - from Marsh Creek Road to El Portal Drive
Eagle Peak Avenue - from the east intersection with Oakhurst Drive to just west of the Ohlone Heights intersection, and including the west intersection with Oakhurst Drive
Indianhead Way - entrance area at Oakhurst Drive
Indian Wells Way - both entrance areas with Oakhurst Drive, and center medians up to Anizume Court and Jalalon Place
Jeffry Ranch Court - center median island
Keller Ridge Drive - to Golden Eagle Place intersection
Lydia Lane - from intersection of Clayton Road to Lydia Lane Park
Main Street - from Clayton Road to (old) Marsh Creek Road
Marsh Creek Road - from the northern intersection of (old) Marsh Creek Road to the eastern city limits
Oakhurst Drive - from the western city limits to Clayton Road intersection
Peacock Creek Drive - from Clayton Road to approximately the Pebble Beach Drive intersection
Pine Hollow Road - from Atchinson Stage Road to Panadero Way
Regency Drive – median entrance from Marsh Creek Road
So. Mitchell Canyon Road - from approx. Del Trigo Lane to Herriman Court intersection

- B. **Open Space and Trails** – which include but are not limited to:

Publicly-owned creek-side, intra-community and open space trails located within the boundaries of the District.

- C. **Clayton Fountain** – which includes but is not limited to:

Maintenance to the fountain itself, rock structure and all attendant appurtenances, including the geyser and water pump system as well as the surrounding public landscaped area located at east side of the intersection of Oakhurst Drive, Center Street and Clayton Road.

Definitions

"Maintenance" means the furnishing of services and materials for the ordinary and usual operation, maintenance and care of the public landscaping and appurtenant facilities, including repair, removal or replacement of all or part of any landscaping and appurtenant facilities providing for the life, growth, health and beauty of the landscaping, including cultivation, irrigation, trimming, spraying, fertilizing and treating for disease or injury; the removal of trimmings, rubbish, debris and other solid wastes; and the eradication of landscape pests, including but not limited to vermin and rodents, ground squirrels, gophers, moles and wild pig. "Maintenance" also includes the furnishing of water for irrigation of the public landscaping, and the supply of electricity to operate the attendant irrigation systems.

The foregoing services shall be provided through and by the City of Clayton, either with its own labor forces or by contract with third parties, or any combination thereof, as determined solely by the City of Clayton.

"Costs" means the costs and expenses directly or indirectly incurred by the City of Clayton in connection with the Maintenance described above. Allowable Costs payable from special taxes of the District also include the County's imposed costs to levy and collect the District's special taxes through the annual property tax bill, the City's shared equipment and facilities charges, City prorated overhead charges to administer and manage the District and collect the special taxes and District reserve funds for replacement and major repairs.

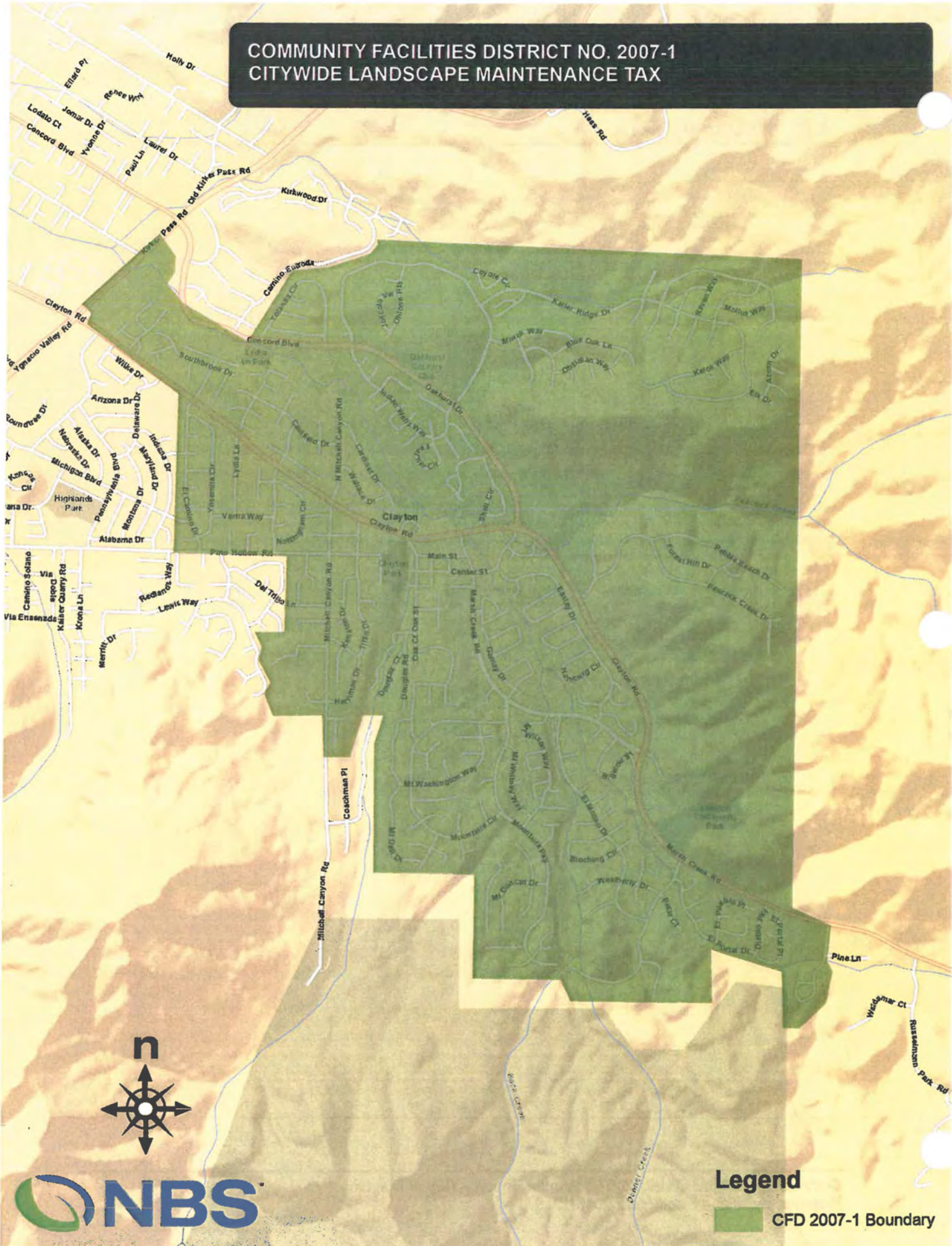
4.2. Resolution

The resolution approved by the City Council authorizing the levy of the special tax was not available at the time of writing this report.

4.3. *Boundary Map*

The following page shows the boundaries of the District.

COMMUNITY FACILITIES DISTRICT NO. 2007-1 CITYWIDE LANDSCAPE MAINTENANCE TAX



Legend
CFD 2007-1 Boundary

5. DELINQUENCY DETAIL

The following pages detail delinquencies for 2015/16 and prior fiscal years.

City of Clayton
CFD 2007-1 Citywide Landscaping Tax
Delinquency Detail Report
 Late Charges Calculated Through: 06/13/2016

Account ID	Owner	Due Date	Amount	Penalties	Fees (1)	Total	Delinquency Mgmt (2)	Misc (3)
118-031-012	DOWNS DAVID F & KRISTEN K TRE 5484 TARA DR CLAYTON, CA 94517	04/10/2016	117.42	11.74	0.00	129.16		
	Account Subtotal:		\$117.42	\$11.74	\$0.00	\$129.16		
118-031-055	PEACE GROVE INC EDEN HOUSING MANAGEMENT INC 409 JACKSON ST HAYWARD, CA 94544	04/10/2016	234.85	23.49	0.00	258.34	RL	
	Account Subtotal:		\$234.85	\$23.49	\$0.00	\$258.34		
118-063-006	HUSTON JEFFREY J & JANINE TRE 1531 N MITCHELL CANYON RD CLAYTON, CA 94517	12/10/2015 04/10/2016	117.42 117.42	11.74 11.74	0.00 0.00	129.16 129.16		
	Account Subtotal:		\$234.84	\$23.48	\$0.00	\$258.32		
118-093-001	COUCHOT G RICHARD & JANET TRE 5974 CARDINET DR CLAYTON, CA 94517	04/10/2015 12/10/2015 04/10/2016	114.83 117.42 117.42	32.10 11.74 11.74	0.00 0.00 0.00	146.73 129.16 129.16		
	Account Subtotal:		\$349.47	\$55.58	\$0.00	\$405.05		
118-083-007	ALOFF HELGA E TRE 5831 WALLACE DR CLAYTON, CA 94517	04/10/2016	117.42	11.74	0.00	129.16		
	Account Subtotal:		\$117.42	\$11.74	\$0.00	\$129.16		
118-101-020	APODACA MARC A TRE 5518 SOUTHBROOK DR CLAYTON, CA 94517	04/10/2016	117.42	11.74	0.00	129.16		
	Account Subtotal:		\$117.42	\$11.74	\$0.00	\$129.16		
118-163-002	KERR HERBERT & BARBARA 1504 HAVILAND CT CLAYTON, CA 94517	04/10/2016	117.42	11.74	0.00	129.16		
	Account Subtotal:		\$117.42	\$11.74	\$0.00	\$129.16		

(1) Fees: This amount excludes Delinquency Management fees that were or will be collected in a subsequent billing.
 (2) Delinquency Management (DM): RL=Reminder Letter Sent; DL=Demand Letter Sent; SR=Tax Roll Removal Requested; SC=Tax Roll Removal Confirmed; FL=Foreclosure Letter Sent; OL=Other Letter Sent; FI=Judicial Foreclosure Initiated; CP=County Payment Plan; FH=Judicial Foreclosure on Hold/Special Case; FC=Foreclosure Complete; LIT=Litigation Guarantee; LGL=Legal Fees and Costs; O=Other Fees; SO=Tax Roll Removal County Fee; PP=Payment Plan.
 (3) Miscellaneous Codes: DB=Direct Bill Sent; BK=Declared Bankruptcy; PM=Partial Payment made, remainder delinquent.

City of Clayton
CFD 2007-1 Citywide Landscaping Tax
Delinquency Detail Report
 Late Charges Calculated Through: 06/13/2016

Account ID	Owner	Due Date	Amount	Penalties	Fees (1)	Total	Delinquency Mgmt (2)	Misc (3)
118-222-011	HENDRICK IVAN L & CHRISALEE C PO BOX 860 CLAYTON, CA 94517	04/10/2009	101.22	137.66	0.00	238.88	RL,DL	
		12/10/2009	102.03	120.40	0.00	222.43	RL,DL	
		04/10/2010	102.03	120.40	0.00	222.43	RL,DL	
		04/10/2011	103.78	103.78	0.00	207.56	RL,DL	
		12/10/2011	106.71	87.50	0.00	194.21	DL	
		04/10/2012	108.71	87.50	0.00	194.21	DL	
		12/10/2012	108.93	69.72	0.00	178.65	DL	
		04/10/2013	108.93	69.72	0.00	178.65	DL	
		Account Subtotal:		\$840.34	\$796.68	\$0.00	\$1,637.02	
118-230-009	NOVAK PAUL A & CAMPBELL CORINNE N 402 DIABLO CREEK PL CLAYTON, CA 94517	12/10/2015	117.42	11.74	0.00	129.16		
		04/10/2016	117.42	11.74	0.00	129.16		
		Account Subtotal:	\$234.84	\$23.48	\$0.00	\$258.32		
118-331-017	YOUNG STEVEN A & YASMIN M TRE 1851 YOLANDA CIR CLAYTON, CA 94517	04/10/2016	117.42	11.74	0.00	129.16		
		Account Subtotal:	\$117.42	\$11.74	\$0.00	\$129.16		
118-381-009	OSIAS DONALD EDWARD TRE PO BOX 625 CLAYTON, CA 94517	12/10/2015	117.42	11.74	0.00	129.16		
		04/10/2016	117.42	11.74	0.00	129.16		
		Account Subtotal:	\$234.84	\$23.48	\$0.00	\$258.32		
118-381-039	MOORE GREGORY & JEANETTE 1847 EAGLE PEAK AVE CLAYTON, CA 94517	04/10/2016	117.42	11.74	0.00	129.16		
		Account Subtotal:	\$117.42	\$11.74	\$0.00	\$129.16		
118-382-002	NGUYEN DUYEN & TRAN DEN VAN 1876 EAGLE PEAK AVE CLAYTON, CA 94517	12/10/2015	117.42	11.74	0.00	129.16		
		04/10/2016	117.42	11.74	0.00	129.16		
		Account Subtotal:	\$234.84	\$23.48	\$0.00	\$258.32		

(1) Fees: This amount excludes Delinquency Management fees that were or will be collected in a subsequent billing.
 (2) Delinquency Management (DM): RL=Reminder Letter Sent; DL=Demand Letter Sent; BR=Tax Roll Removal Requested; BC=Tax Roll Removal Confirmed; FL=Foreclosure Letter Sent; OL=Other Letter Sent; FI=Judicial Foreclosure Initiated; CP=County Payment Plan; FH=Judicial Foreclosure on Hold/Special Case; FC=Foreclosure Complete; LIT=Litigation Guarantee; LGL=Legal Fees and Costs; O=Other Fees; SD=Tax Roll Removal County Fee; PP=Payment Plan.
 (3) Miscellaneous Codes: DB=Direct Bill Sent; BK=Declared Bankruptcy; PM=Partial Payment made, remainder delinquent.

City of Clayton
CFD 2007-1 Citywide Landscaping Tax
Delinquency Detail Report
 Late Charges Calculated Through: 06/13/2016

Account ID	Owner	Due Date	Amount	Penalties	Fees (1)	Total	Delinquency Mgmt (2)	Misc (3)
118-392-016	BOLAND DAVID & KELLY 145 JOSCOLO VIEW CLAYTON, CA 94517	04/10/2016	117.42	11.74	0.00	129.16		
Account Subtotal:			\$117.42	\$11.74	\$0.00	\$129.16		
118-401-042	KWOCK-LAU JENNIFER 401 CHUPCAN PL CLAYTON, CA 94517	04/10/2016	117.42	11.74	0.00	129.16		
Account Subtotal:			\$117.42	\$11.74	\$0.00	\$129.16		
118-402-003	TEETERS JULIE D 1739 INDIAN WELLS WAY CLAYTON, CA 94517	04/10/2016	117.42	11.74	0.00	129.16		
Account Subtotal:			\$117.42	\$11.74	\$0.00	\$129.16		
118-402-049	BRENNAN CURTIS J & LIZA G 215 ROUND HOUSE PL CLAYTON, CA 94517	12/10/2015 04/10/2016	117.42 117.42	11.74 11.74	0.00 0.00	129.16 129.16		
Account Subtotal:			\$234.84	\$23.48	\$0.00	\$258.32		
118-410-104	BILLO WILLIAM F & YVONNE R TRE 1368 SHELL LN CLAYTON, CA 94517	12/10/2013 04/10/2014 12/10/2014 04/10/2015 12/10/2015 04/10/2016	111.52 111.52 114.63 114.63 117.42 117.42	51.30 51.30 32.10 32.10 11.74 11.74	0.00 0.00 0.00 0.00 0.00 0.00	162.82 162.82 146.73 146.73 129.16 129.16		
Account Subtotal:			\$687.14	\$190.28	\$0.00	\$877.42		
118-410-105	RASMUSSEN MARY ANN 1370 SHELL LN CLAYTON, CA 94517	12/10/2015 04/10/2016	117.42 117.42	11.74 11.74	0.00 0.00	129.16 129.16		
Account Subtotal:			\$234.84	\$23.48	\$0.00	\$258.32		
118-410-106	PARKER MARCUS & ALEKSANDRA A 1372 SHELL LN CLAYTON, CA 94517	04/10/2016	117.42	11.74	0.00	129.16		
Account Subtotal:			\$117.42	\$11.74	\$0.00	\$129.16		

(1) Fees: This amount excludes Delinquency Management fees that were or will be collected in a subsequent billing.
 (2) Delinquency Management (DM): RL=Reminder Letter Sent; DL=Demand Letter Sent; SR=Tax Roll Removal Requested; SC=Tax Roll Removal Confirmed; FL=Foreclosure Letter Sent; OL=Other Letter Sent; FI=Judicial Foreclosure Initiated; CP=County Payment Plan; FH=Judicial Foreclosure on Hold/Special Case; FC=Foreclosure Complete; LIT=Litigation Guarantee; LGL=Legal Fees and Costs; O=Other Fees; SO=Tax Roll Removal County Fee; PP=Payment Plan.
 (3) Miscellaneous Codes: DB=Direct Bill Sent; BK=Declared Bankruptcy; PM=Partial Payment made, remainder delinquent.

City of Clayton
CFD 2007-1 Citywide Landscaping Tax
Delinquency Detail Report
 Late Charges Calculated Through: 06/13/2016

Account ID	Owner	Due Date	Amount	Penalties	Fees (1)	Total	Delinquency Mgmt (2)	Misc (3)
118-423-003	ERBEZ GEORGE T 3055 MIWOK WAY CLAYTON, CA 94517	04/10/2016	117.42	11.74	0.00	129.16		
	Account Subtotal:		\$117.42	\$11.74	\$0.00	\$129.16		
118-424-008	RINEHART DAVID E & PALMER CLARICE M 405 WAWONA LN CLAYTON, CA 94517	04/10/2016	117.42	11.74	0.00	129.16		
	Account Subtotal:		\$117.42	\$11.74	\$0.00	\$129.16		
118-442-012	VALENCIA JANET 3013 WINDMILL CANYON DR CLAYTON, CA 94517	04/10/2016	117.42	11.74	0.00	129.16		
	Account Subtotal:		\$117.42	\$11.74	\$0.00	\$129.16		
118-451-004	RIVERA ROBERT A & ROBYN O TRE 307 WINDMILL CANYON PL CLAYTON, CA 94517	04/10/2016	117.42	11.74	0.00	129.16		
	Account Subtotal:		\$117.42	\$11.74	\$0.00	\$129.16		
118-452-013	SARDI MARILYN J 203 FALCON PL CLAYTON, CA 94517	12/10/2015 04/10/2016	117.42 117.42	11.74 11.74	0.00 0.00	129.16 129.16		
	Account Subtotal:		\$234.84	\$23.48	\$0.00	\$258.32		
118-452-021	SINGH PAMELA KAUR 214 FALCON PL CLAYTON, CA 94517	12/10/2015 04/10/2016	117.42 117.42	11.74 11.74	0.00 0.00	129.16 129.16		
	Account Subtotal:		\$234.84	\$23.48	\$0.00	\$258.32		
118-460-005	KHAN FAROOQ H 608 JULPUN LOOP CLAYTON, CA 94517	04/10/2016	117.42	11.74	0.00	129.16		
	Account Subtotal:		\$117.42	\$11.74	\$0.00	\$129.16		
118-460-073	HEANEY DANIEL 722 ANIZUMNE CT CLAYTON, CA 94517	04/10/2016	117.42	11.74	0.00	129.16		
	Account Subtotal:		\$117.42	\$11.74	\$0.00	\$129.16		

(1) Fees: This amount excludes Delinquency Management fees that were or will be collected in a subsequent billing.
 (2) Delinquency Management (DM): RL=Reminder Letter Sent; DL=Demand Letter Sent; SR=Tax Roll Removal Requested; SC=Tax Roll Removal Confirmed; FL=Foreclosure Letter Sent; OL=Other Letter Sent; FI=Judicial Foreclosure Initiated; CP=County Payment Plan; FH=Judicial Foreclosure on Hold/Special Case; FC=Foreclosure Complete; LT=Litigation Guarantee; LGL=Legal Fees and Costs; O=Other Fees; SO=Tax Roll Removal County Fee; PP=Payment Plan.
 (3) Miscellaneous Codes: DB=Direct Bill Sent; BK=Declared Bankruptcy; PM=Partial Payment made, remainder delinquent.

City of Clayton
CFD 2007-1 Citywide Landscaping Tax
Delinquency Detail Report

Late Charges Calculated Through: 06/13/2016

Account ID	Owner	Due Date	Amount	Penalties	Fees (1)	Total	Delinquency Mgmt (2)	Misc (3)
118-460-111	LAWRENCE MAUREEN E TRE 914 ARROWHEAD TER CLAYTON, CA 94517	04/10/2016	117.42	11.74	0.00	129.16		
	Account Subtotal:		\$117.42	\$11.74	\$0.00	\$129.16		
118-470-032	LUKINOV ARTEM & ELENA 1216 BUCKEYE TER CLAYTON, CA 94517	04/10/2016	117.42	11.74	0.00	129.16		
	Account Subtotal:		\$117.42	\$11.74	\$0.00	\$129.16		
118-470-064	KIM BENITA M 1003 FEATHER CIR CLAYTON, CA 94517	04/10/2016	117.42	11.74	0.00	129.16		
	Account Subtotal:		\$117.42	\$11.74	\$0.00	\$129.16		
118-470-118	GEISLER VICTOR K & TRACY N TRE 1023 FEATHER CIR CLAYTON, CA 94517	12/10/2015 04/10/2016	117.42 117.42	11.74 11.74	0.00 0.00	129.16 129.16		
	Account Subtotal:		\$234.84	\$23.48	\$0.00	\$258.32		
118-480-024	WILLIAMS CHRISTOPHER L TRE 1010 PEBBLE BEACH DR CLAYTON, CA 94517	04/10/2016	117.42	11.74	0.00	129.16		
	Account Subtotal:		\$117.42	\$11.74	\$0.00	\$129.16		
118-510-022	HEINRICH SARGON & BLAKE TAMMY 1160 TORREY PINES PL CLAYTON, CA 94517	04/10/2016	117.42	11.74	0.00	129.16		
	Account Subtotal:		\$117.42	\$11.74	\$0.00	\$129.16		
118-510-028	RAY SANJAY & ANURADHA TRE 164 SILVERADO CT CLAYTON, CA 94517	04/10/2016	117.42	11.74	0.00	129.16		
	Account Subtotal:		\$117.42	\$11.74	\$0.00	\$129.16		
118-510-031	LALLY KENNETH & KIM 163 SILVERADO CT CLAYTON, CA 94517	12/10/2015 04/10/2016	117.42 117.42	11.74 11.74	0.00 0.00	129.16 129.16		
	Account Subtotal:		\$234.84	\$23.48	\$0.00	\$258.32		

(1) Fees: This amount excludes Delinquency Management fees that were or will be collected in a subsequent billing.
(2) Delinquency Management (DM): RL=Reminder Letter Sent; DL=Demand Letter Sent; SR=Tax Roll Removal Requested; SC=Tax Roll Removal Confirmed; FL=Foreclosure Letter Sent; OL=Other Letter Sent; FI=Judicial Foreclosure Initiated; CP=County Payment Plan; FH=Judicial Foreclosure on Hold/Special Case; FC=Foreclosure Complete; LIT=Litigation Guarantee; LGL=Legal Fees and Costs; O=Other Fees; SO=Tax Roll Removal County Fee; PP=Payment Plan.
(3) Miscellaneous Codes: DB=Direct Bill Sent; BK=Declared Bankruptcy; PM=Partial Payment made, remainder delinquent.

City of Clayton
CFD 2007-1 Citywide Landscaping Tax
Delinquency Detail Report
 Late Charges Calculated Through: 06/13/2016

Account ID	Owner	Due Date	Amount	Penalties	Fees (1)	Total	Delinquency Mgmt (2)	Misc (3)
118-530-003	NEIFERT JUDY LYN TRE 1405 INDIANHEAD WAY CLAYTON, CA 94517	04/10/2016	117.42	11.74	0.00	129.16		
		Account Subtotal:	\$117.42	\$11.74	\$0.00	\$129.16		
118-530-015	MONTGOMERY ANGELA 1429 INDIANHEAD WAY CLAYTON, CA 94517	04/10/2016	117.42	11.74	0.00	129.16		
		Account Subtotal:	\$117.42	\$11.74	\$0.00	\$129.16		
118-530-016	BECK SUSAN M 1431 INDIANHEAD WAY CLAYTON, CA 94517	12/10/2012 04/10/2013	108.93 108.93	69.72 69.72	0.00 0.00	178.65 178.65		
		Account Subtotal:	\$217.86	\$139.44	\$0.00	\$357.30		
118-530-043	SHIPMAN TANA G TRE 1485 INDIANHEAD CIR CLAYTON, CA 94517	12/10/2015 04/10/2016	117.42 117.42	11.74 11.74	0.00 0.00	129.16 129.16		
		Account Subtotal:	\$234.84	\$23.48	\$0.00	\$258.32		
118-530-050	STODDARD ANNE MARIE TRE 1480 INDIANHEAD CIR CLAYTON, CA 94517	12/10/2015 04/10/2016	117.42 117.42	11.74 11.74	0.00 0.00	129.16 129.16		
		Account Subtotal:	\$234.84	\$23.48	\$0.00	\$258.32		
118-540-014	HOWARD DONALD & DEBORAH TRE 4014 HUMMINGBIRD WAY CLAYTON, CA 94517	12/10/2015 04/10/2016	117.42 117.42	11.74 11.74	0.00 0.00	129.16 129.16		
		Account Subtotal:	\$234.84	\$23.48	\$0.00	\$258.32		
118-540-082	WALSH MICHAEL J 5006 RAVEN WAY CLAYTON, CA 94517	04/10/2016	117.42	11.74	0.00	129.16		
		Account Subtotal:	\$117.42	\$11.74	\$0.00	\$129.16		

(1) Fees: This amount excludes Delinquency Management fees that were or will be collected in a subsequent billing.
 (2) Delinquency Management (DM): RL=Reminder Letter Sent; DL=Demand Letter Sent; SR=Tax Roll Removal Requested; SC=Tax Roll Removal Confirmed; FL=Foreclosure Letter Sent; OL=Other Letter Sent; FI=Judicial Foreclosure Initiated; CP=County Payment Plan; FH=Judicial Foreclosure on Hold/Special Case; FC=Foreclosure Complete; LIT=Litigation Guarantee; LGL=Legal Fees and Costs; O=Other Fees; SO=Tax Roll Removal County Fee; PP=Payment Plan.
 (3) Miscellaneous Codes: DB=Direct Bill Sent; BK=Declared Bankruptcy; PM=Partial Payment made, remainder delinquent.

City of Clayton
CFD 2007-1 Citywide Landscaping Tax
Delinquency Detail Report
 Late Charges Calculated Through: 06/13/2016

Account ID	Owner	Due Date	Amount	Penalties	Fees (1)	Total	Delinquency Mgmt (2)	Misc (3)
118-550-026	PALLOTTA DOUG & KIMBERLY 1120 PEACOCK CREEK DR CLAYTON, CA 94517	04/10/2016	117.42	11.74	0.00	129.16		
	Account Subtotal:		\$117.42	\$11.74	\$0.00	\$129.16		
118-550-031	YUEN RONALD A PATRICIA YUEN 1254 QUIET CIR CONCORD, CA 94521	04/10/2016	117.42	11.74	0.00	129.16		
	Account Subtotal:		\$117.42	\$11.74	\$0.00	\$129.16		
118-570-024	DATSYUK IVAN & JULIA 476 OBSIDIAN WAY CLAYTON, CA 94517	04/10/2016	117.42	11.74	0.00	129.16		
	Account Subtotal:		\$117.42	\$11.74	\$0.00	\$129.16		
118-590-030	RIGOLI DANIEL A & DIANA M 4801 KELLER RIDGE DR CLAYTON, CA 94517	04/10/2016	117.42	11.74	0.00	129.16		
	Account Subtotal:		\$117.42	\$11.74	\$0.00	\$129.16		
118-600-008	LISBONA DORIAN A & CLAUDIA TRE 1739 ORO VALLEY CIR WALNUT CREEK, CA 94596	04/10/2016	117.42	11.74	0.00	129.16		
	Account Subtotal:		\$117.42	\$11.74	\$0.00	\$129.16		
118-620-026	COLT SAMUEL T & CATHERINE L 6024 GOLDEN EAGLE WAY CLAYTON, CA 94517	04/10/2016	117.42	11.74	0.00	129.16		
	Account Subtotal:		\$117.42	\$11.74	\$0.00	\$129.16		
118-620-027	SIMPSON SCOTT 6022 GOLDEN EAGLE WAY CLAYTON, CA 94517	04/10/2016	117.42	11.74	0.00	129.16		
	Account Subtotal:		\$117.42	\$11.74	\$0.00	\$129.16		

(1) Fees: This amount excludes Delinquency Management fees that were or will be collected in a subsequent billing.

(2) Delinquency Management (DM): RL=Reminder Letter Sent; DL=Demand Letter Sent; BR=Tax Roll Removal Requested; SC=Tax Roll Removal Confirmed; FL=Foreclosure Letter Sent; OL=Other Letter Sent; FI=Judicial Foreclosure Initiated; CP=County Payment Plan; FH=Judicial Foreclosure on Hold/Special Case; FC=Foreclosure Complete; LT=Litigation Guarantee; LGL=Legal Fees and Costs; O=Other Fees; SO=Tax Roll Removal County Fee; PP=Payment Plan.

(3) Miscellaneous Codes: DB=Direct Bill Sent; BK=Declared Bankruptcy; PM=Partial Payment made, remainder delinquent.

City of Clayton
CFD 2007-1 Citywide Landscaping Tax
Delinquency Detail Report
 Late Charges Calculated Through: 06/13/2016

Account ID	Owner	Due Date	Amount	Penalties	Fees (1)	Total	Delinquency Mgmt (2)	Misc (3)
118-830-037	BELUSA ERIC R & MONIQUE TRE & BELUSA MONIQUE R 4425 TREAT BLVD #B CONCORD, CA 94521	04/10/2016	117.42	11.74	0.00	129.16		
		Account Subtotal:	\$117.42	\$11.74	\$0.00	\$129.16		
118-840-040	KATZMAN DANIEL M 8006 KELOK WAY CLAYTON, CA 94517	12/10/2015 04/10/2016	117.42 117.42	11.74 11.74	0.00 0.00	129.16 129.16		
		Account Subtotal:	\$234.84	\$23.48	\$0.00	\$258.32		
118-850-011	VILLASENOR JAMES & SAENZ HILDA 805 GRAY FOX PL CLAYTON, CA 94517	04/10/2016	117.42	11.74	0.00	129.16		
		Account Subtotal:	\$117.42	\$11.74	\$0.00	\$129.16		
118-850-021	PALMER EDWARD P & JOY D 9008 ELK DR CLAYTON, CA 94517	04/10/2016	117.42	11.74	0.00	129.16		
		Account Subtotal:	\$117.42	\$11.74	\$0.00	\$129.16		
118-670-033	BUTLER MICHAEL W TRE 5230 KELLER RIDGE DR CLAYTON, CA 94517	04/10/2016	117.42	11.74	0.00	129.16		
		Account Subtotal:	\$117.42	\$11.74	\$0.00	\$129.16		
118-680-006	SPICER DARIAN F & MERCIA 5211 KELLER RIDGE DR CLAYTON, CA 94517	04/10/2016	117.42	11.74	0.00	129.16		
		Account Subtotal:	\$117.42	\$11.74	\$0.00	\$129.16		
118-690-007	CADEMARTORI DAVID & STEPHANIE 303 COAL MINE CT CLAYTON, CA 94517	12/10/2015 04/10/2016	117.42 117.42	11.74 11.74	0.00 0.00	129.16 129.16		
		Account Subtotal:	\$234.84	\$23.48	\$0.00	\$258.32		

(1) Fees: This amount excludes Delinquency Management fees that were or will be collected in a subsequent billing.
 (2) Delinquency Management (DM): RL=Reminder Letter Sent; DL=Demand Letter Sent; SR=Tax Roll Removal Requested; SC=Tax Roll Removal Confirmed; FL=Foreclosure Letter Sent; CL=Other Letter Sent; FI=Judicial Foreclosure Initiated; CP=County Payment Plan; FH=Judicial Foreclosure on Hold/Special Case; FC=Foreclosure Complete; LIT=Litigation Guarantee; LGL=Legal Fees and Costs; O=Other Fees; SO=Tax Roll Removal County Fee; PP=Payment Plan.
 (3) Miscellaneous Codes: DB=Direct Bill Sent; BK=Declared Bankruptcy; PM=Partial Payment made, remainder delinquent.

City of Clayton
CFD 2007-1 Citywide Landscaping Tax
Delinquency Detail Report
 Late Charges Calculated Through: 06/13/2016

Account ID	Owner	Due Date	Amount	Penalties	Fees (1)	Total	Delinquency Mgmt (2)	Misc (3)
118-690-012	DELUMEN TONY & JENNIFER TRE 1237 DEEP CREEK RD LIVERMORE, CA 94550	04/10/2016	117.42	11.74	0.00	129.16		
Account Subtotal:			\$117.42	\$11.74	\$0.00	\$129.16		
118-700-014	DARCY PATRICK & JUDI 1227 BRIDLEWOOD CT CLAYTON, CA 94517	04/10/2016	117.42	11.74	0.00	129.16		
Account Subtotal:			\$117.42	\$11.74	\$0.00	\$129.16		
119-021-013	JORDAN WILLIAM PATRICK TRE 6690 MARSH CREEK RD CLAYTON, CA 94517	04/10/2016	117.42	11.74	0.00	129.16		
Account Subtotal:			\$117.42	\$11.74	\$0.00	\$129.16		
119-021-055	JORDAN WILLIAM PATRICK TRE 6690 MARSH CREEK RD CLAYTON, CA 94517	04/10/2016	117.42	11.74	0.00	129.16		
Account Subtotal:			\$117.42	\$11.74	\$0.00	\$129.16		
119-021-063	JORDAN WILLIAM P TRE 6690 MARSH CREEK RD CLAYTON, CA 94517	04/10/2016	234.85	23.49	0.00	258.34	RL	
Account Subtotal:			\$234.85	\$23.49	\$0.00	\$258.34		
119-022-001	MATHEWS JOHN W EST OF C/O: VIOLET CHURCHILL 11507 SILVERGATE DR DUBLIN, CA 94568	12/10/2014 04/10/2015 12/10/2015 04/10/2016	114.83 114.83 117.42 117.42	32.10 32.10 11.74 11.74	0.00 0.00 0.00 0.00	146.73 146.73 129.16 129.16	DL DL DL DL	
Account Subtotal:			\$464.10	\$87.68	\$0.00	\$551.78		
119-040-035	CATALAN HENRY 925 DOUGLAS RD CLAYTON, CA 94517	12/10/2014 04/10/2015 12/10/2015 04/10/2016	114.83 114.83 117.42 117.42	32.10 32.10 11.74 11.74	0.00 0.00 0.00 0.00	146.73 146.73 129.16 129.16	RL RL RL RL	
Account Subtotal:			\$464.10	\$87.68	\$0.00	\$551.78		

(1) Fees: This amount excludes Delinquency Management fees that were or will be collected in a subsequent billing.
 (2) Delinquency Management (DM): RL=Reminder Letter Sent; DL=Demand Letter Sent; SR=Tax Roll Removal Requested; SC=Tax Roll Removal Confirmed; FL=Foreclosure Letter Sent; OL=Other Letter Sent; FI=Judicial Foreclosure Initiated; CP=County Payment Plan; FH=Judicial Foreclosure on Hold/Special Case; FC=Foreclosure Complete; LIT=Litigation Guarantee; LGL=Legal Fees and Costs; O=Other Fees; SO=Tax Roll Removal County Fee; PP=Payment Plan.
 (3) Miscellaneous Codes: DB=Direct Bill Sent; BK=Declared Bankruptcy; PM=Partial Payment made, remainder delinquent.

City of Clayton
CFD 2007-1 Citywide Landscaping Tax
Delinquency Detail Report
 Late Charges Calculated Through: 06/13/2016

Account ID	Owner	Due Date	Amount	Penalties	Fees (1)	Total	Delinquency Mgmt (2)	Misc (3)
119-102-005	MCEVEN DARRIN L & JOUKOFF BEVERLY GILLARD 5877 HERRIMAN DR CLAYTON, CA 94517	04/10/2016	117.42	11.74	0.00	129.16		
		Account Subtotal:	\$117.42	\$11.74	\$0.00	\$129.16		
119-111-007	LINVILLE KATHRYN 11 NEWMAN CT CLAYTON, CA 94517	04/10/2012 12/10/2012 04/10/2013	106.71 108.93 108.93	87.50 69.72 69.72	0.00 0.00 0.00	194.21 178.65 178.85	RL RL RL	
		Account Subtotal:	\$324.57	\$226.94	\$0.00	\$551.51		
119-111-010	MARTINEZ ALEJANDRO & DELACERDA CECILIA 1019 KENSTON DR CLAYTON, CA 94517	04/10/2016	117.42	11.74	0.00	129.16		
		Account Subtotal:	\$117.42	\$11.74	\$0.00	\$129.16		
119-113-006	PINI RONALD L & JOANN 32 TIFFIN CT CLAYTON, CA 94517	04/10/2016	117.42	11.74	0.00	129.16		
		Account Subtotal:	\$117.42	\$11.74	\$0.00	\$129.16		
119-141-008	MURPHY SEAN M & ROUCHON VANESSA P 214 MOUNTAIRE CIR CLAYTON, CA 94517	04/10/2016	117.42	11.74	0.00	129.16		
		Account Subtotal:	\$117.42	\$11.74	\$0.00	\$129.16		
119-141-010	RINGENBERG GORDON & GRETE TRE 218 MOUNTAIRE CIR CLAYTON, CA 94517	04/10/2016	117.42	11.74	0.00	129.16		
		Account Subtotal:	\$117.42	\$11.74	\$0.00	\$129.16		
119-212-019	PISANI STEVEN W & AMANDA 20 MT RUSHMORE PL CLAYTON, CA 94517	04/10/2016	117.42	11.74	0.00	129.16		
		Account Subtotal:	\$117.42	\$11.74	\$0.00	\$129.16		

(1) Fees: This amount excludes Delinquency Management fees that were or will be collected in a subsequent billing.
 (2) Delinquency Management (DM): RL=Reminder Letter Sent; DL=Demand Letter Sent; SR=Tax Roll Removal Requested; SC=Tax Roll Removal Confirmed; FL=Foreclosure Letter Sent; OL=Other Letter Sent; FI=Judicial Foreclosure Initiated; CP=County Payment Plan; FH=Judicial Foreclosure on Hold/Special Case; FC=Foreclosure Complete; LIT=Litigation Guarantee; LGL=Legal Fees and Costs; O=Other Fees; SO=Tax Roll Removal County Fee; PP=Payment Plan.
 (3) Miscellaneous Codes: DB=Direct Bill Sent; BK=Declared Bankruptcy; PM=Partial Payment made, remainder delinquent.

City of Clayton
CFD 2007-1 Citywide Landscaping Tax
Delinquency Detail Report
 Late Charges Calculated Through: 06/13/2016

Account ID	Owner	Due Date	Amount	Penalties	Fees (1)	Total	Delinquency Mgmt (2)	Misc (3)
119-232-023	KAHL JUSTIN BENJAMIN 110 CEDAR POINTE LOOP #APT 1 SAN RAMON, CA 94583	12/10/2015	117.42	11.74	0.00	129.16		
		04/10/2016	117.42	11.74	0.00	129.16		
Account Subtotal:			\$234.84	\$23.48	\$0.00	\$258.32		
119-232-043	ROUSSEAU GLORIA M 19 MT WILSON WAY CLAYTON, CA 94517	04/10/2016	117.42	11.74	0.00	129.16		
		Account Subtotal:			\$117.42	\$11.74	\$0.00	\$129.16
119-242-007	MORALES DENISE A TRE 86 DIANA WAY ANTIOCH, CA 94509	12/10/2015	117.42	11.74	0.00	129.16		
		04/10/2016	117.42	11.74	0.00	129.16		
Account Subtotal:			\$234.84	\$23.48	\$0.00	\$258.32		
119-242-031	TOMHAVE KAREN L TRE 43 LONG CREEK CIR CLAYTON, CA 94517	04/10/2016	117.42	11.74	0.00	129.16		
		Account Subtotal:			\$117.42	\$11.74	\$0.00	\$129.16
119-274-001	MORGAN TIMOTHY J 1285 PARKSIDE DR WALNUT CREEK, CA 94596	12/10/2012	108.93	69.72	0.00	178.65	RL,DL	
		04/10/2013	108.93	69.72	0.00	178.65	RL,DL	
		12/10/2013	111.52	51.30	0.00	162.82	RL,DL	
		04/10/2014	111.52	51.30	0.00	162.82	RL,DL	
		Account Subtotal:			\$440.90	\$242.04	\$0.00	\$682.94
119-290-018	RICKARD MICHAEL G & MARIBEL M 30 MOUNTAIRE PL CLAYTON, CA 94517	04/10/2016	117.42	11.74	0.00	129.16		
		Account Subtotal:			\$117.42	\$11.74	\$0.00	\$129.16
119-290-021	ATKINSON NELSON 1121 KEITH DR CONCORD, CA 94518	04/10/2016	117.42	11.74	0.00	129.16		
		Account Subtotal:			\$117.42	\$11.74	\$0.00	\$129.16

(1) Fees: This amount excludes Delinquency Management fees that were or will be collected in a subsequent billing.
 (2) Delinquency Management (DM): RL=Reminder Letter Sent; DL=Demand Letter Sent; SR=Tax Roll Removal Requested; SC=Tax Roll Removal Confirmed; FL=Foreclosure Letter Sent; OL=Other Letter Sent; FI=Judicial Foreclosure Initiated; CP=County Payment Plan; FH=Judicial Foreclosure on Hold/Special Case; FC=Foreclosure Complete; LIT=Litigation Guarantee; LGL=Legal Fees and Costs; O=Other Fees; SO=Tax Roll Removal County Fee; PP=Payment Plan.
 (3) Miscellaneous Codes: DB=Direct Bill Sent; BK=Declared Bankruptcy; PM=Partial Payment made, remainder delinquent.

City of Clayton
CFD 2007-1 Citywide Landscaping Tax
Delinquency Detail Report
 Late Charges Calculated Through: 06/13/2016

Account ID	Owner	Due Date	Amount	Penalties	Fees (1)	Total	Delinquency Mgmt (2)	Misc (3)
119-302-024	PELINO MARSHA 589 MT DELL DR CLAYTON, CA 94517	04/10/2016	117.42	11.74	0.00	129.16		
		Account Subtotal:	\$117.42	\$11.74	\$0.00	\$129.16		
119-321-010	TYRYFTER JOAN 45 PETAR CT CLAYTON, CA 94517	12/10/2013 04/10/2014 12/10/2014 04/10/2015 12/10/2015 04/10/2016	111.52 111.52 114.63 114.63 117.42 117.42	51.30 51.30 32.10 32.10 11.74 11.74	0.00 0.00 0.00 0.00 0.00 0.00	162.82 162.82 146.73 146.73 129.16 129.16	RL,DL RL,DL RL,DL RL,DL DL DL	
		Account Subtotal:	\$687.14	\$190.28	\$0.00	\$877.42		
119-322-009	STROUD ALEX 3425 KLAMATH WOODS PL CONCORD, CA 94518	04/10/2016	117.42	11.74	0.00	129.16		
		Account Subtotal:	\$117.42	\$11.74	\$0.00	\$129.16		
119-322-020	ISAKSON DAVID O & ALICE J TRE 2 MIRANGO CT CLAYTON, CA 94517	12/10/2015 04/10/2016	117.42 117.42	11.74 11.74	0.00 0.00	129.16 129.16		
		Account Subtotal:	\$234.84	\$23.48	\$0.00	\$258.32		
119-322-029	KINDORF LAUREN A TRE 33 EL PORTAL DR CLAYTON, CA 94517	04/10/2016	117.42	11.74	0.00	129.16		
		Account Subtotal:	\$117.42	\$11.74	\$0.00	\$129.16		
119-331-013	MANION ROBERT S & VELAINA TRE 28 LONDON CT CLAYTON, CA 94517	04/10/2016	117.42	11.74	0.00	129.16		
		Account Subtotal:	\$117.42	\$11.74	\$0.00	\$129.16		
119-381-002	WHEELER KEVIN J & CYNTHIA A PO BOX 21125 CONCORD, CA 94521	04/10/2016	117.42	11.74	0.00	129.16		
		Account Subtotal:	\$117.42	\$11.74	\$0.00	\$129.16		

(1) Fees: This amount excludes Delinquency Management fees that were or will be collected in a subsequent billing.
 (2) Delinquency Management (DM): RL=Reminder Letter Sent; DL=Demand Letter Sent; SR=Tax Roll Removal Requested; SC=Tax Roll Removal Confirmed; FL=Foreclosure Letter Sent; OL=Other Letter Sent; FI=Judicial Foreclosure Initiated; CP=County Payment Plan; FH=Judicial Foreclosure on Hold/Special Case; FC=Foreclosure Complete; LIT=Litigation Guarantee; LGL=Legal Fees and Costs; O=Other Fees; SO=Tax Roll Removal County Fee; PP=Payment Plan.
 (3) Miscellaneous Codes: DB=Direct Bill Sent; BK=Declared Bankruptcy; PM=Partial Payment made, remainder delinquent.

City of Clayton
CFD 2007-1 Citywide Landscaping Tax
Delinquency Detail Report
 Late Charges Calculated Through: 06/13/2016

Account ID	Owner	Due Date	Amount	Penalties	Fees (1)	Total	Delinquency Mgmt (2)	Misc (3)
119-400-008	FLAGSTAR BANK FSB 5151 CORPORATE DR TROY, MI 48098	04/10/2016	117.42	11.74	0.00	129.16		
	Account Subtotal:		\$117.42	\$11.74	\$0.00	\$129.16		
119-421-022	AGUILAR OLGA L TRE 419 MT SEQUOIA CT CLAYTON, CA 94517	04/10/2016	117.42	11.74	0.00	129.16		
	Account Subtotal:		\$117.42	\$11.74	\$0.00	\$129.16		
119-440-004	SCHROEDER CRISTY L & JOHNSON ERIK A 3130 W HARVARD ST SANTA ANA, CA 92704	12/10/2015 04/10/2016	117.42 117.42	11.74 11.74	0.00 0.00	129.16 129.16		
	Account Subtotal:		\$234.84	\$23.48	\$0.00	\$258.32		
119-451-002	SUNDIN ERIC G 207 CLIFFORD CT CLAYTON, CA 94517	04/10/2016	117.42	11.74	0.00	129.16		
	Account Subtotal:		\$117.42	\$11.74	\$0.00	\$129.16		
119-451-021	COVERDALE BRUCE P & HELEN 517 E MYRICK CT CLAYTON, CA 94517	04/10/2016	117.42	11.74	0.00	129.16		
	Account Subtotal:		\$117.42	\$11.74	\$0.00	\$129.16		
119-451-022	LYNN WILLIAM CRAIG & RATH RAQUEL GYNAN 523 E MYRICK CT CLAYTON, CA 94517	04/10/2016	117.42	11.74	0.00	129.16		
	Account Subtotal:		\$117.42	\$11.74	\$0.00	\$129.16		
119-452-009	FRIBLEY FRANK III & LINDA TRE 131 EL MOLINO DR CLAYTON, CA 94517	12/10/2015 04/10/2016	117.42 117.42	11.74 11.74	0.00 0.00	129.16 129.16		
	Account Subtotal:		\$234.84	\$23.48	\$0.00	\$258.32		
119-472-024	CULLEN KEVIN & OLSON DYLAN 1941 DAVIS ST SAN LEANDRO, CA 94577	04/10/2016	117.42	11.74	0.00	129.16		
	Account Subtotal:		\$117.42	\$11.74	\$0.00	\$129.16		

(1) Fees: This amount excludes Delinquency Management fees that were or will be collected in a subsequent billing.
 (2) Delinquency Management (DM): RL=Reminder Letter Sent; DL=Demand Letter Sent; SR=Tax Roll Removal Requested; SC=Tax Roll Removal Confirmed; FL=Foreclosure Letter Sent; OL=Other Letter Sent; FI=Judicial Foreclosure Initiated; CP=County Payment Plan; FH=Judicial Foreclosure on Hold/Special Case; FC=Foreclosure Complete; LIT=Litigation Guarantee; LGL=Legal Fees and Costs; O=Other Fees; SO=Tax Roll Removal County Fee; PP=Payment Plan.
 (3) Miscellaneous Codes: DB=Direct Bill Sent; BK=Declared Bankruptcy; PM=Partial Payment made, remainder delinquent.

City of Clayton
CFD 2007-1 Citywide Landscaping Tax
Delinquency Detail Report
 Late Charges Calculated Through: 06/13/2016

Account ID	Owner	Due Date	Amount	Penalties	Fees (1)	Total	Delinquency Mgmt (2)	Misc (3)
119-472-025	SCHWARTZ JAMES & ELIZABETH 214 BIGELOW ST CLAYTON, CA 94517	04/10/2016	117.42	11.74	0.00	129.16		
	Account Subtotal:		\$117.42	\$11.74	\$0.00	\$129.16		
119-473-010	CLEGG DAVID HUGH TRE 268 BIGELOW ST CLAYTON, CA 94517	04/10/2016	117.42	11.74	0.00	129.16		
	Account Subtotal:		\$117.42	\$11.74	\$0.00	\$129.16		
119-480-002	HANSEN EDWARD W & ELIZABETH R 245 BIGELOW ST CLAYTON, CA 94517	04/10/2016	117.42	11.74	0.00	129.16		
	Account Subtotal:		\$117.42	\$11.74	\$0.00	\$129.16		
119-480-008	MINGAY BRUCE M & MARY K 7246 MARSH CREEK CIR CLAYTON, CA 94517	12/10/2015 04/10/2016	117.42 117.42	11.74 11.74	0.00 0.00	129.16 129.16		
	Account Subtotal:		\$234.84	\$23.48	\$0.00	\$258.32		
119-490-010	VEATCH JAMES JEFFREY 109 SKELLY HERCULES, CA 94547	12/10/2015 04/10/2016	117.42 117.42	11.74 11.74	0.00 0.00	129.16 129.16		
	Account Subtotal:		\$234.84	\$23.48	\$0.00	\$258.32		
119-490-031	COOPER JOHN R & JODY A TRE 591 MT OLIVET PL CLAYTON, CA 94517	04/10/2016	117.42	11.74	0.00	129.16		
	Account Subtotal:		\$117.42	\$11.74	\$0.00	\$129.16		
119-490-040	DOSS WILLIAM E & DEBORAH G 651 MT OLIVET CT CLAYTON, CA 94517	04/10/2016	117.42	11.74	0.00	129.16		
	Account Subtotal:		\$117.42	\$11.74	\$0.00	\$129.16		
119-530-004	SORENSEN ERIC & KARYN L TRE 814 SAVIGNON CT CLAYTON, CA 94517	12/10/2015 04/10/2016	117.42 117.42	11.74 11.74	0.00 0.00	129.16 129.16		
	Account Subtotal:		\$234.84	\$23.48	\$0.00	\$258.32		

(1) Fees: This amount excludes Delinquency Management fees that were or will be collected in a subsequent billing.
 (2) Delinquency Management (DM): RL=Reminder Letter Sent; DL=Demand Letter Sent; SR=Tax Roll Removal Requested; SC=Tax Roll Removal Confirmed; FL=Foreclosure Letter Sent; OL=Other Letter Sent; FI=Judicial Foreclosure Initiated; CP=County Payment Plan; FH=Judicial Foreclosure on Hold/Special Case; FC=Foreclosure Complete; LIT=Litigation Guarantee; LGL=Legal Fees and Costs; O=Other Fees; SO=Tax Roll Removal County Fee; PP=Payment Plan.
 (3) Miscellaneous Codes: DB=Direct Bill Sent; BK=Declared Bankruptcy; PM=Partial Payment made, remainder delinquent.

City of Clayton
CFD 2007-1 Citywide Landscaping Tax
Delinquency Detail Report

Late Charges Calculated Through: 06/13/2016

Account ID	Owner	Due Date	Amount	Penalties	Fees (1)	Total	Delinquency Mgmt (2)	Misc (3)
119-530-006	CASTANEDA JUAN F TRE 826 SAVIGNON CT CLAYTON, CA 94517	12/10/2014	114.63	32.10	0.00	146.73		
		04/10/2015	114.63	32.10	0.00	146.73		
		04/10/2016	117.42	11.74	0.00	129.16		
		Account Subtotal:	\$346.68	\$75.94	\$0.00	\$422.62		
119-530-020	WELTY RANDALL E & ANN L 1146 EASLEY DR CLAYTON, CA 94517	04/10/2016	117.42	11.74	0.00	129.16		
		Account Subtotal:	\$117.42	\$11.74	\$0.00	\$129.16		
119-555-009	CORDOVA CARMEN 1077 NURSERY LN CONCORD, CA 94520	12/10/2015	117.42	11.74	0.00	129.16		
		04/10/2016	117.42	11.74	0.00	129.16		
		Account Subtotal:	\$234.84	\$23.48	\$0.00	\$258.32		
119-582-010	REDLICK MICHAEL J & LYNN M TRE 320 CHARDONNAY CIR CLAYTON, CA 94517	04/10/2016	117.42	11.74	0.00	129.16		
		Account Subtotal:	\$117.42	\$11.74	\$0.00	\$129.16		
119-594-005	KAISER KAREN TRE 1190 RIDGEWOOD DR CONCORD, CA 94518	04/10/2016	117.42	11.74	0.00	129.16		
		Account Subtotal:	\$117.42	\$11.74	\$0.00	\$129.16		
119-610-009	KULSTAD R JOHN TRE 41 LA CANADA CT CLAYTON, CA 94517	04/10/2016	117.42	11.74	0.00	129.16		
		Account Subtotal:	\$117.42	\$11.74	\$0.00	\$129.16		

(1) Fees: This amount excludes Delinquency Management fees that were or will be collected in a subsequent billing.

(2) Delinquency Management (DM): RL=Reminder Letter Sent; DL=Demand Letter Sent; SR=Tax Roll Removal Requested; SC=Tax Roll Removal Confirmed; FL=Foreclosure Letter Sent; OL=Other Letter Sent; FI=Judicial Foreclosure Initiated; CP=County Payment Plan; FH=Judicial Foreclosure on Hold/Special Case; FC=Foreclosure Complete; LIT=Litigation Guarantee; LGL=Legal Fees and Costs; O=Other Fees; SO=Tax Roll Removal County Fee; PP=Payment Plan.

(3) Miscellaneous Codes: DB=Direct Bill Sent; BK=Declared Bankruptcy; PM=Partial Payment made, remainder delinquent.

City of Clayton
CFD 2007-1 Citywide Landscaping Tax
Delinquency Detail Report
 Late Charges Calculated Through: 06/13/2016

Account ID	Owner	Due Date	Amount	Penalties	Fees (1)	Total	Delinquency Mgmt (2)	Misc (3)
119-620-045	DICKIE DARREN & KATHLEEN 257 STRANAHAN CIR CLAYTON, CA 94517	12/10/2012	108.93	69.72	0.00	178.65	RL,DL	
		04/10/2013	108.93	69.72	0.00	178.65	RL,DL	
		12/10/2013	111.52	51.30	0.00	162.82	RL,DL	
		04/10/2014	111.52	51.30	0.00	162.82	RL,DL	
		12/10/2014	114.63	32.10	0.00	146.73	RL,DL	
		04/10/2015	114.63	32.10	0.00	146.73	DL	
		12/10/2015	117.42	11.74	0.00	129.16	DL	
		04/10/2016	117.42	11.74	0.00	129.16	DL	
		Account Subtotal:			\$905.00	\$329.72	\$0.00	\$1,234.72
119-620-050	SHERMAN STEVEN R & LAURA J TRE 243 STRANAHAN CIR CLAYTON, CA 94517	04/10/2016	117.42	11.74	0.00	129.16		
		Account Subtotal:			\$117.42	\$11.74	\$0.00	\$129.16
120-013-002	HARE DAVID M TRE 5832 FOUR OAKS LN CLAYTON, CA 94517	12/10/2012	108.93	69.72	0.00	178.65	RL,DL	
		04/10/2013	108.93	69.72	0.00	178.65	RL,DL	
		12/10/2013	111.52	51.30	0.00	162.82	RL,DL	
		04/10/2014	111.52	51.30	0.00	162.82	RL,DL	
		12/10/2014	114.63	32.10	0.00	146.73	RL,DL	
		04/10/2015	114.63	32.10	0.00	146.73	DL	
		12/10/2015	117.42	11.74	0.00	129.16	DL	
		04/10/2016	117.42	11.74	0.00	129.16	DL	
		Account Subtotal:			\$905.00	\$329.72	\$0.00	\$1,234.72
120-014-001	MAFFEI LORETTA R TRE 125 W MOLTKE ST DALY CITY, CA 94014	04/10/2016	117.42	11.74	0.00	129.16		
		Account Subtotal:			\$117.42	\$11.74	\$0.00	\$129.16
120-024-007	SKINNER STEVEN K 87 NOTTINGHAM CIR CLAYTON, CA 94517	04/10/2016	117.42	11.74	0.00	129.16		
		Account Subtotal:			\$117.42	\$11.74	\$0.00	\$129.16

(1) Fees: This amount excludes Delinquency Management fees that were or will be collected in a subsequent billing.
 (2) Delinquency Management (DM): RL=Reminder Letter Sent; DL=Demand Letter Sent; BR=Tax Roll Removal Requested; SC=Tax Roll Removal Confirmed; FL=Foreclosure Letter Sent; OL=Other Letter Sent; FI=Judicial Foreclosure Initiated; CP=County Payment Plan; FH=Judicial Foreclosure on Hold/Special Case; FC=Foreclosure Complete; LT=Litigation Guarantee; LGL=Legal Fees and Costs; O=Other Fees; SO=Tax Roll Removal County Fee; PP=Payment Plan.
 (3) Miscellaneous Codes: DB=Direct Bill Sent; BK=Declared Bankruptcy; PM=Partial Payment made, remainder delinquent.

City of Clayton
CFD 2007-1 Citywide Landscaping Tax
Delinquency Detail Report

Late Charges Calculated Through: 06/13/2016

Account ID	Owner	Due Date	Amount	Penalties	Fees (1)	Total	Delinquency Mgmt (2)	Misc (3)
120-025-004	FRANK JENNIFER TRE 2329 SILVER CREEK CIR ANTIOCH, CA 94509	12/10/2015	117.42	11.74	0.00	129.16		
		04/10/2016	117.42	11.74	0.00	129.16		
Account Subtotal:			\$234.84	\$23.48	\$0.00	\$258.32		
120-032-004	TREMINE RICHARD E & MARY J 20 NOTTINGHAM CIR CLAYTON, CA 94517	04/10/2013	108.93	69.72	0.00	178.65		
		04/10/2014	111.52	51.30	0.00	162.82		
Account Subtotal:			\$220.45	\$121.02	\$0.00	\$341.47		
120-033-004	ROYSTER ROBERT C & JOANNE TRE 19 NOTTINGHAM CIR CLAYTON, CA 94517	04/10/2016	117.42	11.74	0.00	129.16		
		Account Subtotal:			\$117.42	\$11.74	\$0.00	\$129.16
120-033-008	MILLAR C JOHN S & MARSHA TRE 1 ATCHINSON STAGE CT CLAYTON, CA 94517	04/10/2016	117.42	11.74	0.00	129.16		
		Account Subtotal:			\$117.42	\$11.74	\$0.00	\$129.16
120-043-001	ABBOTT BARBARA M TRE 2760 E 4TH ST #APT 2 NATIONAL CITY, CA 91950	12/10/2015	117.42	11.74	0.00	129.16		
		04/10/2016	117.42	11.74	0.00	129.16		
Account Subtotal:			\$234.84	\$23.48	\$0.00	\$258.32		
120-043-037	ROSKELLEY DAVID J TRE 3300 BLOOMFIELD RD SEBASTOPOL, CA 95472	04/10/2016	117.42	11.74	0.00	129.16		
		Account Subtotal:			\$117.42	\$11.74	\$0.00	\$129.16
120-043-038	ROSKELLEY DAVID J TRE 3300 BLOOMFIELD RD SEBASTOPOL, CA 95472	04/10/2016	117.42	11.74	0.00	129.16		
		Account Subtotal:			\$117.42	\$11.74	\$0.00	\$129.16

(1) Fees: This amount excludes Delinquency Management fees that were or will be collected in a subsequent billing.
(2) Delinquency Management (DM): RL=Reminder Letter Sent; DL=Demand Letter Sent; BR=Tax Roll Removal Requested; SC=Tax Roll Removal Confirmed; FL=Foreclosure Letter Sent; OL=Other Letter Sent; FI=Judicial Foreclosure Initiated; CP=County Payment Plan; FH=Judicial Foreclosure on Hold/Special Case; FC=Foreclosure Complete; LIT=Litigation Guarantee; LGL=Legal Fees and Costs; O=Other Fees; SO=Tax Roll Removal County Fee; PP=Payment Plan.
(3) Miscellaneous Codes: DB=Direct Bill Sent; BK=Declared Bankruptcy; PM=Partial Payment made, remainder delinquent.

City of Clayton
CFD 2007-1 Citywide Landscaping Tax
Delinquency Detail Report
 Late Charges Calculated Through: 06/13/2016

Account ID	Owner	Due Date	Amount	Penalties	Fees (1)	Total	Delinquency Mgmt (2)	Misc (3)
120-105-003	OSBORN PRENTICE & OSBORN RONALD & PRENTICE 1433 YOSEMITE CIR CLAYTON, CA 94517	04/10/2016	117.42	11.74	0.00	129.16		
		Account Subtotal:	\$117.42	\$11.74	\$0.00	\$129.16		
120-112-001	GUNDERSHAUG GARY 1348 YOSEMITE CIR CLAYTON, CA 94517	04/10/2016	117.42	11.74	0.00	129.16		
		Account Subtotal:	\$117.42	\$11.74	\$0.00	\$129.16		
121-081-018	SPENCER SHAWN R & MARIBETH M 1013 MITCHELL CANYON RD CLAYTON, CA 94517	04/10/2016	117.42	11.74	0.00	129.16		
		Account Subtotal:	\$117.42	\$11.74	\$0.00	\$129.16		
District Totals:	122 Accounts		\$22,939.31	\$4,481.40	\$0.00	\$27,420.71		
Report Totals:	122 Accounts		\$22,939.31	\$4,481.40	\$0.00	\$27,420.71		

(1) Fees: This amount excludes Delinquency Management fees that were or will be collected in a subsequent billing.
 (2) Delinquency Management (DM): RL=Reminder Letter Sent; DL=Demand Letter Sent; BR=Tax Roll Removal Requested; SC=Tax Roll Removal Confirmed; FL=Foreclosure Letter Sent; OL=Other Letter Sent; FI=Judicial Foreclosure Initiated; CP=County Payment Plan; FH=Judicial Foreclosure on Hold/Special Case; FC=Foreclosure Complete; LIT=Litigation Guarantee; LGL=Legal Fees and Costs; O=Other Fees; SO=Tax Roll Removal County Fee; PP=Payment Plan.
 (3) Miscellaneous Codes: DB=Direct Bill Sent; BK=Declared Bankruptcy; PM=Partial Payment made, remainder delinquent.

6. 2016/17 SPECIAL TAX ROLL

The following pages show the 2016/17 Special Tax Roll for the District.

FY 2016 - 2017 SPECIAL TAX ROLL Summary

CFD 2007-1 Citywide Landscape Maintenance District Special Tax

For fiscal year 2016-2017 the assessor's parcel numbers and the special tax amounts are as set forth in the Community Facilities District No.2007-1 (Citywide Landscape Maintenance) Preliminary Billing Levy Detail Report for FY 2016-17 on file in the City Clerk's office, City Hall, 6000 Heritage Trail, Clayton, CA.

Due to the length of the report, it is summarized as follows:

In general all residential parcels, (single family, condo, and townhouse) shall have a rate for FY 16-17 of \$241.18 per parcel. All non-residential parcels shall have a rate for FY 16-17 of \$241.18 per acre or fraction thereof, based on parcel size as shown on the most recent County tax and parcel records.

There are a total of 4100 parcels to be levied:

There are 4040 residential levies.

There are 60 non-residential levies comprising 362 acres.

\$974,367.20 est. total revenue from residential

\$82,965.92 est. total revenue from non-residential

\$1,057,333.12 est. revenue for FY 16-17

ORDINANCE NO. 409

**AN ORDINANCE LEVYING SPECIAL TAXES WITHIN COMMUNITY
FACILITIES DISTRICT NO. 2007-1
(Citywide Landscape Maintenance)**

**THE CITY COUNCIL
City of Clayton, California**

WHEREAS, on January 16, 2007, the City Council (the "Council") of the City of Clayton (the "City") adopted Resolution No. 04-2007 entitled "*A Resolution of Intention to Establish a Community Facilities District to Fund the Annual Operation and Maintenance of a Citywide Landscape Maintenance District for a Time Period of Ten Years, and to Authorize the Levy of Special Taxes Therein*" (the "Resolution of Intention") stating its intention to establish City of Clayton Community Facilities District No. 2007-1 (Citywide Landscape Maintenance) (the "CFD") pursuant to the Mello-Roos Community Facilities Act of 1962, Chapter 2.5 of Part 1 of Division 2 of Title 5, commencing with Section 53311, of the California Government Code (the "Act"), to finance certain services (the "Services"); and

WHEREAS, notice was published as required by the Act relative to the intention of this City Council to form the CFD and to provide for the Services; and

WHEREAS, on February 20, 2007 this City Council held a noticed public hearing as required by the Act relative to the determination to proceed with the formation of the CFD and the rate and method of apportionment of the special tax to be levied within the CFD to finance the costs of the Services; and

WHEREAS, at said hearing all persons desiring to be heard on all matters pertaining to the formation of the CFD and the levy of said special taxes were heard, substantial evidence was presented and considered by this Council and a full and fair hearing was held; and

WHEREAS, subsequent to the public hearing, on February 20, 2007 this City Council adopted Resolution No. 06-2007 entitled "*A Resolution of Formation of a Community Facilities District (Citywide Landscape Maintenance District) For a Period of Ten Years, and Authorizing the Levy of a Special Tax Therein and Preliminarily Establishing an Appropriations Limit Therefor*" (the "Resolution of Formation"), and also adopted Resolution No. 07-2007 entitled "*A Resolution Calling Special Election in a Community Facilities District,*" which resolutions established the CFD, authorized the levy of a special tax with the CFD, and called an election within the CFD on the proposition of levying a special tax and establishing an appropriations limit within the CFD, respectively; and

WHEREAS, the election was held on June 5, 2007 within the CFD in which the eligible registered voters approved the propositions presented by more than the two-thirds vote required by the Act, which approvals were confirmed by Resolution No. - 2007 adopted by this City Council on June 19, 2007.

NOW THEREFORE, THE CITY COUNCIL OF CLAYTON, CALIFORNIA DOES ORDAIN as follows:

Section 1. Special Tax Authorized. By the passage of this Ordinance this City Council hereby authorizes and levies special taxes within the CFD pursuant to 53328 and 53340 of the Act, at the rates and in accordance with the method of apportionment set forth in Exhibit B to the Resolution of Formation (the "Rate and Method"). The special taxes are hereby levied commencing in fiscal year 2007-08 and in each fiscal year thereafter through fiscal year 2016-17 for the payment of all costs of the Services and payment of all costs of administering the CFD.

Section 2. Collection Official. Following the approval by the City Council of a budget for the CFD for each fiscal year after 2007-08, the City Manager (or his or her designee) (the "Collection Official") is hereby authorized and directed in each fiscal year to determine the specific special tax rate and amount to be levied for the next ensuing fiscal year for each parcel of real property within the CFD, in accordance with such approved budget and in the manner and as provided in the Rate and Method of Apportionment. In the event that this City Council has not adopted a budget for the CFD by July 31 of any year, the budget for that fiscal year shall be the same as the budget for the previous fiscal year.

Section 3. Exemptions. Properties or entities of the State, federal or local governments shall be exempt from any levy of the special taxes, to the extent set forth in the Rate and Method of Apportionment. In no event shall the special taxes be levied on any parcel within the CFD in excess of the maximum tax specified in the Rate and Method of Apportionment.

Section 4. Use of Special Tax. All of the collections of the special tax shall be used as provided for in the Act, the Rate and Method of Apportionment, and in the Resolution of Formation including, but not limited to, the payment of the costs of the Services, the payment of the costs of the City in administering the CFD and the costs of collecting and administering the special tax.

Section 5. Collection Method. The special taxes of the CFD shall be collected from time to time as necessary to meet the financial obligations of the CFD on the secured real property tax roll in the same manner as ordinary *ad valorem* taxes are collected. In each fiscal year commencing in the fiscal year 2007-08, the Collection Official is authorized and directed to provide all necessary information to the auditor/tax collector of the County of Contra Costa and to otherwise take all actions necessary in order to effect proper billing and collection of the special tax, so that the special tax shall be levied and collected in sufficient amounts and at the times necessary to satisfy the

financial obligations of the CFD in each fiscal year until the City shall cease to collect the special taxes and provision has been made for payment of all of the administrative costs of the CFD.

Notwithstanding the foregoing, the Collection Official may collect the special taxes by means of direct billing by the City to the property owners within the CFD if, in the judgment of the Collection Official such means of collection will reduce the administrative burden on the City in administering the CFD or is otherwise appropriate in the circumstances. In such event, the special taxes shall become delinquent if not paid when due as set forth in any such respective billing to the property owners.

Whether the special taxes are levied in the manner provided in the first or the second preceding paragraph, the special taxes shall have the same lien priority, and be subject to the same penalties and the same procedure and sale in cases of delinquency as provided for ad valorem taxes. In addition, the provisions of Section 53356.1 of the Act shall apply to delinquent special tax payments.

Section 6. Partial Invalidity. If for any reason any portion of this ordinance is found to be invalid, or if the special tax is found inapplicable to any particular parcel within the CFD, by a Court of competent jurisdiction, the balance of this ordinance and the application of the special tax to the remaining parcels within the CFD shall not be affected.

Section 7. Execution and Posting. The Mayor shall sign this Ordinance and the City Clerk, within fifteen (15) days after its passage, shall cause the same to be posted in three (3) public places as designated by Resolution of the Clayton City Council for the posting of ordinances and public notices.

* * * * *

The foregoing Ordinance was introduced at a regular public meeting of the City Council of Clayton, California held on the 19th day of June 2007.

PASSED, ADOPTED and ORDERED posted at an adjourned regular public meeting of the City Council of Clayton, California held on 26 day of June 2007, by the following vote:

AYES: Mayor Walcutt, Vice Mayor Manning, Councilmembers Pierce and Stratford

NOES: None


ABSENT: Councilmember Shuey

ABSTAIN: None


THE CITY COUNCIL OF CLAYTON, CA


WILLIAM R. WALCUTT, Mayor

ATTEST:


Laci J. Jackson, City Clerk

APPROVED AS TO FORM:



J. Daniel Adams, City Attorney

APPROVED BY ADMINISTRATION:

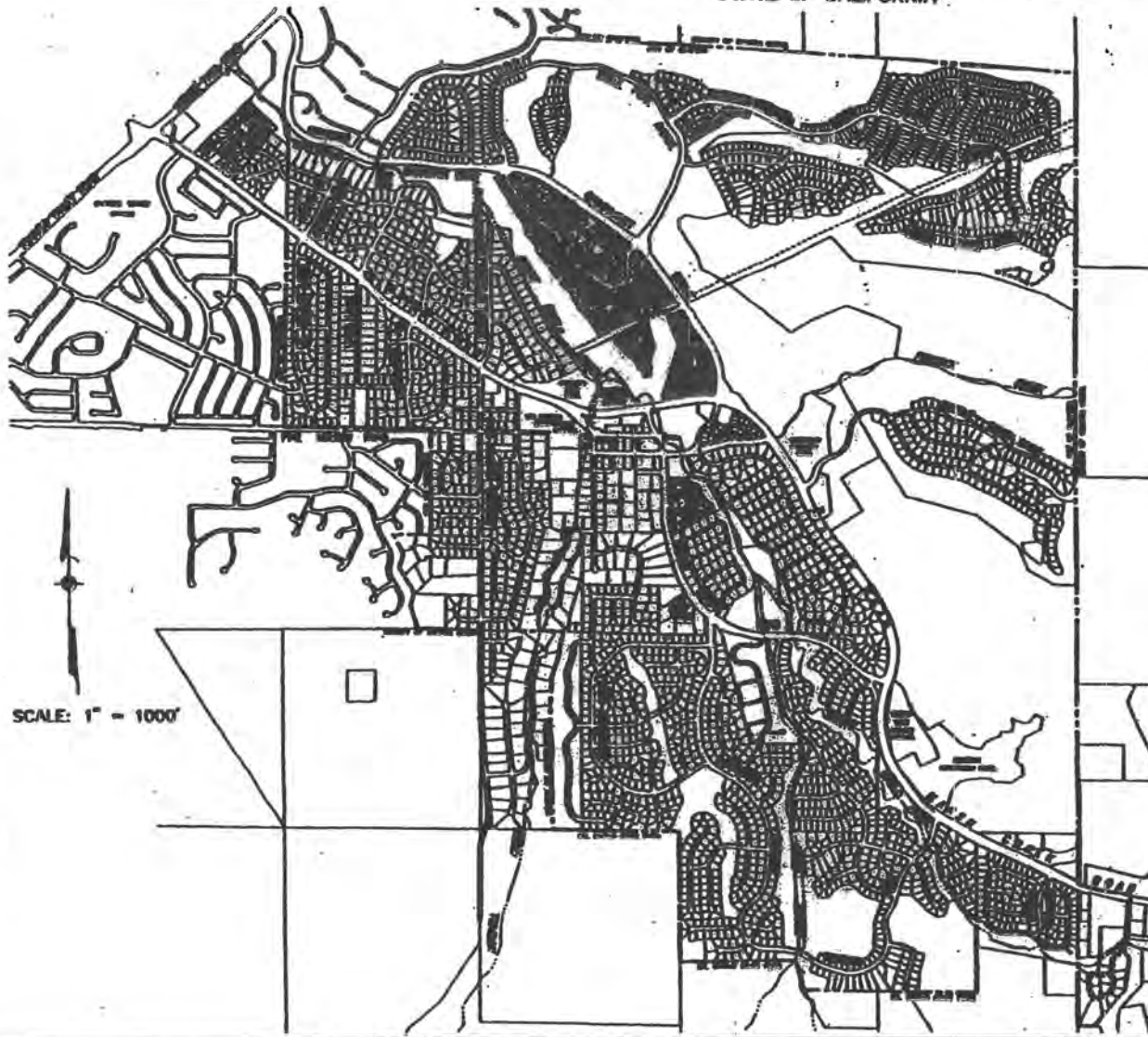

Gary A. Napper, City Manager

* * * * *

I hereby certify that the foregoing Ordinance was duly introduced at a regular public meeting of the City Council of Clayton, California held on June 19, 2007, and was duly adopted, passed, and ordered posted at an adjourned regular meeting of the City Council held on June 26, 2007.


Laci J. Jackson, City Clerk

**BOUNDARIES OF
COMMUNITY FACILITIES DISTRICT NO. 2007-1
(CITYWIDE LANDSCAPE MAINTENANCE DISTRICT)
CITY OF CLAYTON, COUNTY OF CONTRA COSTA
STATE OF CALIFORNIA**



CITY RECORDER'S STATEMENT:

FILED IN THE OFFICE OF THE CITY CLERK OF THE CITY OF CLAYTON, THIS 4th DAY OF January, 2007.

By: Heidi Jackson
CITY CLERK
CITY OF CLAYTON

CITY CLERK'S STATEMENT:

I HEREBY CERTIFY THAT THE WITHIN MAP SHOWING THE PROPOSED BOUNDARIES OF COMMUNITY FACILITIES DISTRICT NUMBER 2007-1 IN THE CITY OF CLAYTON, COUNTY OF CONTRA COSTA, STATE OF CALIFORNIA, WAS APPROVED BY THE CITY COUNCIL OF THE CITY OF CLAYTON AT A REGULAR MEETING THEREOF, HELD ON THE 14th DAY OF January, 2007, BY ITS RESOLUTION NO. 07-1897

By: Heidi Jackson
CITY CLERK
CITY OF CLAYTON

RECORDER'S CERTIFICATE:

FILED THIS 3rd DAY OF January, 2007, AT THE HOUR OF 4:20 O'CLOCK P.M. IN BOOK 17 OF MAPS OF ASSESSMENT AND COMMUNITY FACILITIES DISTRICTS, AT PAGE 16, AND AS INSTRUMENT NUMBER 07-1897 IN THE OFFICE OF THE COUNTY RECORDER OF CONTRA COSTA COUNTY, STATE OF CALIFORNIA.

By: STEPHEN L. WEIR
COUNTY RECORDER
COUNTY OF CONTRA COSTA

By: Dorinda
DEPUTY COUNTY RECORDER

LEGEND

----- CITY UNIT LINE AND
COMMUNITY FACILITY DISTRICT BOUNDARY

RESOLUTION NO. 06-2007

**A RESOLUTION OF FORMATION OF A COMMUNITY FACILITIES DISTRICT
(CITYWIDE LANDSCAPE MAINTENANCE DISTRICT) FOR A PERIOD OF TEN
YEARS, AND AUTHORIZING THE LEVY OF A SPECIAL TAX THEREIN AND
PRELIMINARILY ESTABLISHING AN APPROPRIATIONS LIMIT THEREFOR**

**The City Council
City of Clayton, California
Community Facilities District 2007-1
(Citywide Landscape Maintenance)**

WHEREAS, on 16 January 2007 this City Council adopted Resolution No. 04 - 2007 entitled "A Resolution of Intention to Establish a Community Facilities District to Fund the Annual Operation and Maintenance of a Citywide Landscape Maintenance District for a Time Period of Ten Years, and to Authorize the Levy of Special Taxes Therein" (the "Resolution of Intention"), stating its intention to form the City of Clayton, Community Facilities District No. 2007-1 (Citywide Landscape Maintenance) (the "CFD"), pursuant to the Mello-Roos Community Facilities Act of 1982, Chapter 2.5 of Part 1 of Division 2 of Title 5, commencing with Section 53311, of the California Government Code (the "Act"); and

WHEREAS, the Resolution of Intention, incorporating a map of the proposed boundaries of the CFD and stating the Services (as described herein) to be provided, the estimated maximum cost of providing such Services, and the rate and method of apportionment of the special tax to be levied within the CFD to pay for the Services (as hereafter defined) with respect to the CFD, is on file with the City Clerk and the provisions thereof are incorporated herein by this reference as if fully set forth herein; and

WHEREAS, on 20 February 2007 this City Council held a duly noticed public hearing as required by the Act on the Resolution of Intention relative to the proposed formation of the CFD; and

WHEREAS, at said public hearing all interested persons desiring to be heard on all matters pertaining to the formation of the CFD, the Services to be provided therein and the levy of said special tax were heard and a full and fair hearing was held; and

WHEREAS, at said hearing evidence was presented to this Council on said matters before it, including a report by the City Manager (the "Report") as to the Services to be provided through the CFD and the costs thereof, a copy of which is on file with the City Clerk, and this City Council at the conclusion of said hearing is fully advised in the premises; and

WHEREAS, written protests with respect to the formation of the CFD, the furnishing of specified types of Services and the rate and method of apportionment of the special taxes have not been filed with the City Clerk by fifty percent (50%) or more of the registered voters residing within the territory of the CFD or property owners of one-half (1/2) or more of the area of land within the CFD and not exempt from the special tax; and

WHEREAS, the special tax proposed to be levied in the CFD to pay for the proposed Services to be provided therein, as set forth in Exhibit A hereto, has not been eliminated by protest by fifty percent (50%) or more of the registered voters residing within the territory of the CFD or the owners of one-half (1/2) or more of the area of land within the CFD and not exempt from the special tax.

NOW, THEREFORE, the City Council of Clayton, California does hereby resolve as follows:

1. Recitals. The foregoing recitals are true and correct.
2. No Majority Protest. The proposed special tax to be levied within the CFD has not been precluded by majority protest pursuant to Section 53324 of the Act.
3. Prior Proceedings. All prior proceedings taken by this City Council in connection with the establishment of the CFD and the levy of the special tax have been duly considered and are hereby found and determined to be valid and in conformity with the requirements of the Act. This City Council hereby finds and determines that the CFD is in conformity with the goals and policies heretofore adopted by this City Council with respect to the formation of the CFD.
4. CFD Established. The community facilities district designated "City of Clayton, Community Facilities CFD No. 2007-1 (Citywide Landscape Maintenance)" is hereby established pursuant to the Act.
5. Boundaries Described. The boundaries of the CFD, as set forth in the map of the CFD heretofore recorded in the Contra Costa County Recorder's Office on 23 January 2007 in Book 81 at page 15 of Maps of Assessment and Community Facilities Districts, are hereby approved and incorporated herein by reference and shall be the boundaries of the CFD.
6. Services. The type of public Services proposed to be financed by the CFD and pursuant to the Act shall consist of those items listed as Services on Exhibit A attached hereto and by this reference incorporated herein (the "Services").
7. Special Taxes. Except to the extent that funds are otherwise available to the CFD to pay for the Services, a special tax sufficient to pay the costs thereof, secured by a continuing lien against all non-exempt real property in the CFD, will be levied annually within the CFD, and collected in the same manner as ordinary *ad valorem* property taxes or in such other manner as this City Council or its designee shall determine, including direct billing of the affected property owners. The proposed rate and method

of apportionment of the special tax among the parcels of real property within the CFD, in sufficient detail to allow each landowner within the proposed CFD to estimate the probable maximum amount such owner will have to pay, are described in Exhibit B attached hereto and by this reference incorporated herein.

8. Tax Collector For City. The City Manager, 6000 Heritage Trail, Clayton, California, 94517 telephone number (925) 673-7300 is the officer of the City who will be responsible for preparing annually a current roll of special tax levy obligations by assessor's parcel number and who will be responsible for estimating future special tax levies pursuant to Section 53340.2 of the Act.

9. Tax Lien. Upon recordation of a notice of special tax lien pursuant to Section 3114.5 of the California Streets and Highways Code, a continuing lien to secure each levy of the special tax shall attach to all nonexempt real property in the CFD and this lien shall continue in force and effect until the special tax obligation ceases and the lien canceled in accordance with law or until collection of the tax by the City ceases.

10. Appropriations Limit. In accordance with Section 53325.7 of the Act, the annual appropriations limit, as defined by subdivision (h) of Section 8 of Article XIII B of the California Constitution, of the CFD is hereby preliminarily established at \$850,550.00 and said appropriations limit shall be submitted to the voters of the CFD as hereafter provided. The proposition establishing said annual appropriations limit shall become effective if approved by the qualified electors voting thereon and shall be adjusted in accordance with the applicable provisions of Section 53325.7 of the Act.

11. Election. Pursuant to the provisions of the Act, the proposition of the levy of the special tax and the proposition of the establishment of the appropriations limit specified above shall be submitted to the qualified electors of the CFD at an election the time, place and conditions of which election shall be as specified by a separate resolution of this Council.

12. Effective Date. This Resolution shall take effect upon its adoption.

PASSED, APPROVED AND ADOPTED by the City Council of Clayton, California at a regular public meeting thereof held this 20th day of February 2007 on the following vote:

AYES: Mayor Walcutt, Vice Mayor Manning, Council Members Pierce, Shuey, and Stratford

NOES: None

ABSENT: None

ABSTAIN: None

THE CITY COUNCIL OF CLAYTON, CA

W R Walcutt
William R. Walcutt, Mayor

ATTEST:

Laci J. Jackson
Laci J. Jackson,
City Clerk

####

EXHIBIT A

CITY OF CLAYTON Community Facilities District 2007-1 (Citywide Landscape Maintenance)

DESCRIPTION OF SERVICES TO BE FINANCED BY THE CFD

The Services to be financed by the special taxes of the City of Clayton Community Facilities District 2007-1 (Citywide Landscape Maintenance) (the "CFD") shall include the Maintenance of:

A. Public Roadway Landscaping – which includes but is not limited to the following improved rights-of-way:

- Atchinson Stage Road – from Pine Hollow Road to Caulfield Drive
- Black Point Place – center median island.
- Caulfield Court – center median island.
- Center Street – from Oak Street to Clayton Road.
- Clayton Road – from the western city limits to the southern Marsh Creek Road intersection.
- Cul-de-sacs: landscaped areas at end of Ahwanee Lane, Wawona Court, Tuyshtak Court, Antelope Court, Obsidian Court, Blue Oak Lane, Falcon Place, Windmill Canyon Place, Hummingbird Place, Raven Place, and Golden Eagle Place.
- Diablo Parkway – from Marsh Creek Road to El Portal Drive.
- Eagle Peak Avenue – from the east intersection with Oakhurst Drive to just west of the Ohlone Heights intersection, and including the west intersection with Oakhurst Drive.
- Indianhead Way – entrance area at Oakhurst Drive
- Indian Wells Way – both entrance areas with Oakhurst Drive, and center medians up to Anizume Court and Jalalon Place.
- Jeffrey Ranch Court – center median island.
- Keller Ridge Drive – to Golden Eagle Place intersection.
- Lydia Lane – from intersection of Clayton Road to Lydia Lane Park.
- Main Street – from Clayton Road to (old) Marsh Creek Road.
- Marsh Creek Road – from the northern intersection of (old) Marsh Creek Road to the eastern city limits.
- Oakhurst Drive – from the western city limits to Clayton Road intersection.
- Peacock Creek Drive – from Clayton Road to approximately the Pebble Beach Drive intersection.
- Pine Hollow Road – from Atchinson Stage Road to Panadero Way.
- Regency Drive – median entrance from Marsh Creek Road.
- So. Mitchell Canyon Road – from approx. Del Trigo Lane to Herriman Court intersection.

B. Open Space and Trails – which include but are not limited to:

Publicly-owned creek-side, intra-community and open space trails located within the boundaries of the CFD.

C. Clayton Fountain – which includes but is not limited to:

Maintenance to the fountain itself, rock structure and all attendant appurtenances, including the geyser and water pump system as well as the surrounding public landscaped area located at east side of the intersection of Oakhurst Drive, Center Street and Clayton Road.

Definitions

“Maintenance” means the furnishing of services and materials for the ordinary and usual operation, maintenance and care of the public landscaping and appurtenant facilities, including repair, removal or replacement of all or part of any landscaping and appurtenant facilities providing for the life, growth, health and beauty of the landscaping, including cultivation, irrigation, trimming, spraying, fertilizing and treating for disease or injury; the removal of trimmings, rubbish, debris and other solid wastes; and the eradication of landscape pests, including but not limited to vermin and rodents, ground squirrels, gophers, moles and wild pigs. “Maintenance” also includes the furnishing of water for irrigation of the public landscaping, and the supply of electricity to operate the attendant irrigation systems.

The foregoing services shall be provided through and by the City of Clayton, either with its own labor forces or by contract with third parties, or any combination thereof, as determined solely by the City of Clayton.

“Costs” means the costs and expenses directly or indirectly incurred by the City in connection with the Maintenance described above. Allowable Costs payable from special taxes of the District also include the County’s imposed cost to levy and collect the District’s assessment through the annual property tax bill, the City’s shared equipment and facilities charges, City prorated overhead charges to administer and manage the District and collect the special taxes, and District reserve funds for replacement and major repairs.

EXHIBIT B

**CITY OF CLAYTON
Community Facilities District 2007-1
(Citywide Landscape Maintenance)**

RATE AND METHOD OF LEVY OF SPECIAL TAX

A special tax will be levied annually on each taxable parcel of land not defined below as an "Exempt Parcel" within the Community Facilities District 2007-1 (Citywide Landscape Maintenance) (the "CFD") and collected in the same manner as ordinary ad-valorem property taxes or in such manner as the City of Clayton City Council or its designee shall determine, including City-originated billing of the affected property owners.

Definitions

Taxable Parcels: Parcels of land within the boundaries of the CFD that are not included in the "Exempt Parcel" category listed below.

Exempt Parcels: Parcels of land owned by a public agency, right-of-way parcels, schools, hospitals, cemeteries, mortuaries, libraries, parks, mineral rights, private roads, pipelines, public parking facilities and common areas.

Residential Parcels: Taxable parcels of land that are classified as either single-family, condominium, townhouse, multi-family or rural residential parcels.

Non-residential Parcels: Taxable parcels that are not classified as "Residential Parcels".

Special Tax: The special tax allowed to be levied on property within the CFD, calculated pursuant to this Rate and Method of Apportionment of Special Tax.

Special Tax Formula

A. Residential Parcels: An annual special tax will be levied on all Residential Parcels, as defined above, at the per parcel tax rate shown below for each fiscal year 2007-2008 through 2016-2017:

Residential Parcel Annual Special Tax Rate: \$196.77

B. Non-residential Parcels: An annual special tax will be levied on all Non-residential Parcels at the per acre rate shown below for each fiscal year 2007-2008 through 2016-2017:

Non-residential Parcel Annual Special Tax Rate: \$196.77 per acre or fraction thereof, based on parcel size as shown on the then-current County tax roll.

Duration of Special Tax Levy

The special tax will be levied annually for a period of ten (10) years commencing in fiscal year 2007-2008 through and including fiscal year 2016-2017. After the ten (10) year duration has expired the special tax may no longer be collected unless extended pursuant to applicable laws, except that a special tax that was lawfully levied in or before the final tax year and that remains delinquent may be collected in subsequent years.

Special Tax Escalator Factor

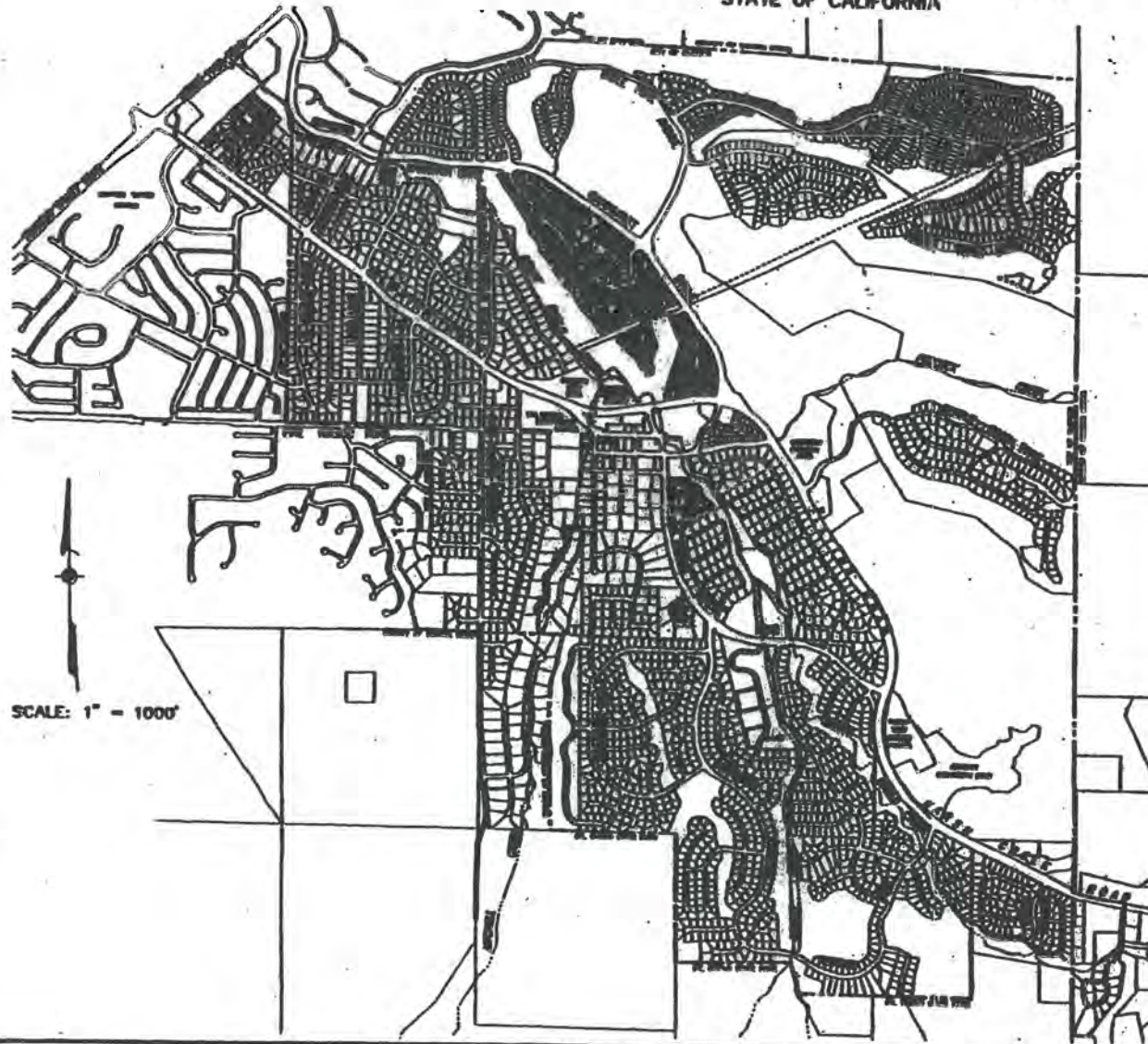
In fiscal years 2008-2009 through 2016-2017, the special tax may be increased annually by the Clayton City Council in an amount not to exceed the full annual adjustment (April to April) in the Consumer Price Index – All Urban Consumers, San Francisco-Oakland-San Jose, CA Area (Base Period 1982-84 = 100). This escalator factor is applicable if determined to be necessary due to expected increases in the operational and maintenance expenses attributable to the CFD. Such determination shall be made by action of the Clayton City Council, which must occur at a regular public meeting thereof accompanied by a prior recommendation of the citizens' Trails and Landscaping Committee established by the City Council in February 2006 (City Resolution No. 08-2006). In no event shall each annual special tax rate in any fiscal year increase by more than three percent (3%) over the previous year.

Relationship to Special Tax of Community Facilities District 1997-1

An intent of the new Community Facilities District 2007-1 is to replace the City's Community Facilities District 1997-1 that levied an annual special tax for Citywide Landscape Maintenance purposes during the last ten years and which special tax automatically expires on June 30, 2007. No further special tax can be levied by CFD 1997-1.

PROPOSED BOUNDARIES OF
COMMUNITY FACILITIES DISTRICT NO. 2007-1
(CITYWIDE LANDSCAPE MAINTENANCE DISTRICT)

CITY OF CLAYTON, COUNTY OF CONTRA COSTA
 STATE OF CALIFORNIA



CITY RECORDER'S STATEMENT:

FILED IN THE OFFICE OF THE CITY CLERK OF THE CITY OF CLAYTON, THIS 4TH DAY OF JANUARY, 2007.

BY: [Signature]
 CITY CLERK
 CITY OF CLAYTON

CITY CLERK'S STATEMENT:

I HEREBY CERTIFY THAT THE WITHIN MAP SHOWING THE PROPOSED BOUNDARIES OF COMMUNITY FACILITIES DISTRICT NUMBER 2007-1 IN THE CITY OF CLAYTON, COUNTY OF CONTRA COSTA, STATE OF CALIFORNIA, WAS APPROVED BY THE CITY COUNCIL OF THE CITY OF CLAYTON AT A REGULAR MEETING THEREOF, HELD ON THE 1ST DAY OF JANUARY, 2007, BY ITS RESOLUTION NO. 07-1887

BY: [Signature]
 CITY CLERK
 CITY OF CLAYTON

RECORDER'S CERTIFICATE:

FILED THIS 3RD DAY OF JANUARY, 2007, AT THE HOUR OF 2:30 CLOCK P. M. IN BOOK W OF MAPS OF ASSESSMENT AND COMMUNITY FACILITIES DISTRICTS, AT PAGE 16, AND AS INSTRUMENT NUMBER 02-0807 IN THE OFFICE OF THE COUNTY RECORDER OF CONTRA COSTA COUNTY, STATE OF CALIFORNIA.

BY: STEPHEN L. WEIR
 COUNTY RECORDER
 COUNTY OF CONTRA COSTA

BY: [Signature]
 DEPUTY COUNTY RECORDER

LEGEND

————— CITY LIMIT LINE AND
 COMMUNITY FACILITY DISTRICT BOUNDARY

RESOLUTION NO. 07- 2007

**A RESOLUTION CALLING SPECIAL ELECTION
IN A COMMUNITY FACILITIES DISTRICT**

**THE CITY COUNCIL
CITY OF CLAYTON, CALIFORNIA
Community Facilities District 2007-1
(Citywide Landscape Maintenance)**

WHEREAS, on this date, this City Council adopted its Resolution No. 06 -2007 entitled "A Resolution of Formation of a Community Facilities District (Citywide Landscape Maintenance District) for a Period of Ten Years, and Authorizing the Levy of a Special Tax Therein and Preliminarily Establishing an Appropriations Limit Therefor" (the "Resolution of Formation"), ordering the formation of City of Clayton Community Facilities District No. 2007-1 (Citywide Landscape Maintenance) (the "CFD"), authorizing the levy of a special tax on property within the CFD and preliminarily establishing an appropriations limit for the CFD, all pursuant to the Mello-Roos Community Facilities Act of 1982, Chapter 2.5 of Part 1 of Division 2 of Title 5, commencing with Section 53311, of the California Government Code (the "Act"); and

WHEREAS, pursuant to the provisions of the Resolution of Formation, the propositions of the levy of the special tax and the establishment of the appropriations limit shall be submitted to the qualified electors of the CFD at a special election as required by the Act; and

WHEREAS, this City Council desires that the special election be consolidated with any other election to occur in the City on June 5, 2007 and that the proposition be included on the ballot for such election which ballot is prepared by the officer charged with the duty of conducting the general and special elections for the County of Contra Costa, such official being the Registrar of Voters of the County of Contra Costa (the "Election Official"); and

WHEREAS, Section 9280 of the Elections Code of the State of California authorizes the filing of an impartial analysis and Sections 9281 to 9287 of said code authorize the filing of written arguments for or against any ballot proposition, and, if adopted by the City Council, rebuttal arguments.

NOW, THEREFORE, the City Council of Clayton, California does hereby resolve as follows:

1. Issues Submitted. Pursuant to Sections 53326 and 53325.7 of the Act, the issues of the levy of said special tax and the establishment of the appropriations limit shall be submitted to the qualified electors (as defined below) of the CFD at an election called therefor as provided below. The question to be voted upon as it shall appear on ballot shall be as follows:

Shall a new Community Facilities District 2007-1 (Citywide Landscape Maintenance District) be funded to replace the expiring District for a period of ten years to operate and maintain public roadway landscaping, trails system, open space weed abatement and related costs, with an annual levy of a special tax in the initial amount of \$196.77 per residential parcel and per non-residential acre or fraction thereof, and with an initial yearly appropriations limit of \$850,550?

The full text of the measure to be printed in the Voter Pamphlet shall include the "Description of Services to be Financed by the CFD" and the "Rate and Method of Levy of Special Tax", attached as Exhibits "A" and "B", respectively, to the Resolution of Formation of a Community Facilities District (Resolution No. 06 -2007).

2. Qualified Electors. Pursuant to Section 53326 of the Act, the vote shall be by the registered voters of the proposed CFD, with each voter having one vote.

3. Conduct of Election. This City Council hereby calls a special election (the "Election") to consider the measure described in paragraph 1 above, which election shall be held on June 5, 2007, and conducted by the Election Official. Within three business days of the adoption of this Resolution, the City Clerk shall provide to the Election Official a copy of this Resolution, a certified map of the proposed boundaries of the CFD, and a sufficient description to allow the Election Official to determine the boundaries of the CFD.

The Election is hereby ordered consolidated with any other election to be held within the City on said date, and within the territory affected by the consolidation; the election shall be held and conducted, election officers appointed, voting precincts designated, ballots printed, polls opened and closed, ballots counted and returned, returns canvassed, results declared, and all other proceedings incidental to and connected with the election shall be regulated and done in accordance with the provisions of law regulating general and special elections in the City and State and specified herein. The precincts used at the election shall be those used for citywide municipal elections, and, where necessary, the County Clerk may adjust precinct lines to coincide with the boundaries of the City. The Board of Supervisors of the County of Contra Costa is hereby requested to order the consolidation of the Election hereby called with any other election held in the City on said date, and to permit the County Clerk and the County Election Department to render services relating to the conduct of said election, which services will be determined by the City and the County Election Department, and the Board of Supervisors of the County of Contra Costa is hereby authorized to canvass the returns of said special municipal election, and said election shall be held in all respects as if there were only one election, only one form of ballot shall be used and the returns of the election need not be canvassed by the City Council. The City Clerk is hereby authorized and directed to work with the Elections Official and other appropriate officials of the County to ensure that the applicable requirements of the Elections Code are met.

4. Ballot Materials. The City Attorney is hereby requested to prepare and to provide to Election Official the ballot material described in Section 53327 of the Act.

Impartial Analysis. The City Clerk is hereby directed to submit to the City Attorney a certified copy of the measure set forth above. The City Attorney is hereby authorized and directed to prepare an impartial analysis of the measures showing the effect of the measures on the existing law and the operation of the measures, said analysis to be submitted by the City Attorney to the Election Official for printing before the arguments for and against the measure. The analysis shall not exceed 500 words in length and shall otherwise comply in all respects with the applicable provisions of the Elections Code of the State of California. The deadline date for the submittal of the analysis and primary arguments shall be March 13, 2007.

5. Filing of Primary and Rebuttal Arguments. The deadline for filing primary arguments concerning the ballot measure is March 13, 2007. Provisions for Rebuttal Arguments have been previously adopted by the Council. Rebuttal arguments must be filed by March 23, 2007.

6. Effective Date. This Resolution shall take effect upon its adoption.

PASSED, APPROVED AND ADOPTED by the City Council of Clayton, California at a regular public meeting thereof held this 20th day of February 2007 on the following vote:

AYES: Mayor Walcutt, Vice Mayor Manning, Council Members Pierce, Shuey, and Stratford

NOES: None

ABSENT: None

ABSTAIN: None

THE CITY COUNCIL OF CLAYTON, CA

W R Walcutt
William R. Walcutt, Mayor

ATTEST:

Laci J. Jackson
Laci J. Jackson
City Clerk

RESOLUTION NO. 17- 2007

**A RESOLUTION DECLARING RESULTS OF THE JUNE 5, 2007
SPECIAL ELECTION ON LOCAL BALLOT MEASURE 'B' AND DIRECTING
RECORDING OF NOTICE OF SPECIAL TAX LIEN**

**THE CITY COUNCIL
City of Clayton, California
Community Facilities District 2007-1
(Citywide Landscape Maintenance)**

WHEREAS, in proceedings heretofore conducted by this City Council pursuant to the Mello-Roos Community Facilities Act of 1982, as amended, sections 53311, *et. seq.*, of the California Government Code (the "Act"), this City Council on February 20, 2007 adopted Resolution No. 07-2007 entitled "A Resolution Calling Special Election in the Community Facilities District", calling a special election of the qualified electors within Community Facilities District No. 2007-1 (Citywide Landscape Maintenance) of the City (the "CFD") to occur on June 5, 2007; and

WHEREAS, pursuant to the terms of said resolution, which are by this reference incorporated herein, the propositions of the levy of the special tax and the establishment of the appropriations limit was submitted to the qualified electors of the CFD at a special election as required by the Act, which special election occurred on June 5, 2007, and the City Clerk has on file a Certificate of Canvass and Statement of Results of Election from the Election Department of the County of Contra Costa; and

WHEREAS, this Council has reviewed said canvass and hereby approves it.

NOW, THEREFORE, BE IT RESOLVED by the City Council of Clayton, California, as follows:

1. The issues presented at said special election were the levy of a special tax within the CFD to be levied in accordance with the formula heretofore approved by the City Council by its Resolution No. 06-2007 adopted February 20, 2007 entitled "A Resolution of Formation of a Community Facilities District (Citywide Landscape Maintenance District) For a Period of Ten Years, and Authorizing the Levy of a Special Tax Therein and Preliminarily Establishing an Appropriations Limit Therefor."

2. The issues presented at said special election were approved by the qualified electors of the CFD by more than two-thirds (2/3) of the votes cast at said special election, as evidenced by the Canvass performed by the Contra Costa County Elections Office with a copy of the official results thereof attached hereto as "Exhibit A" and incorporated herein by such reference, the original being on file with the City Clerk.

3. Pursuant to said voter approval, the CFD is hereby ordered and declared to be fully formed with the authority to levy special taxes as heretofore provided in these proceedings and in the Act.

4. It is hereby found that all prior proceedings and actions taken by this City Council with respect to the CFD were valid and in conformity with the Act.

5. The City Clerk is hereby directed to execute and cause to be recorded in the office of the County Recorder of the County of Contra Costa a Notice of Special Tax Lien in the form required by the Act, said recording to occur no later than fifteen (15) days following adoption by the Council of this resolution.

PASSED, APPROVED AND ADOPTED by the City Council of Clayton, California at a regular public meeting thereof held the 19th day of June 2007 on the following vote:

AYES: Mayor Walcutt, Vice Mayor Manning, Councilmembers Pierce and Stratford

NOES: None

ABSENT: Councilmember Shuey


ABSTAIN: None

THE CITY COUNCIL OF CLAYTON, CA



William R. Walcutt, Mayor

ATTEST:



Laci J. Jackson
City Clerk



CONTRA COSTA COUNTY
REGISTRATION-ELECTION DEPARTMENT
524 MAIN STREET
MARTINEZ, CALIFORNIA 94553-1140
(925) 646-4166

June 12, 2007

City of Clayton
6000 Heritage Trail
Clayton, CA 94517

Attn: Lacy Jackson, City Clerk

Re: Measure B / June 5, 2007 Special Election

Dear Ms. Jackson,

We find enclosed the **Certificate of Election** and **Certified Statement of Votes** for the Special Election held in the City of Clayton on Tuesday, June 5, 2007. Enclosed for your information is a copy of the Sample Ballot and Voters Pamphlet.

If we can be of further assistance, please do not hesitate to call.

Sincerely,

STEPHEN L. WEIR, County Clerk

Rosa M. Mena
Election Services Specialist

Enclosures

CERTIFICATE OF COUNTY CLERK
AS TO THE RESULT OF THE CANVASS FOR THE
CITY OF CLAYTON
MEASURE B
JUNE 5, 2007 SPECIAL ELECTION

State of California)
)
County of Contra Costa) ss.

I, STEPHEN L. WEIR, County Clerk of Contra Costa County, State of California, do hereby certify that I did canvass the returns of the votes cast at the June 5, 2007 CITY OF CLAYTON Special Election. I further certify that the statement of the votes cast, to which this certificate is attached, shows the whole number of votes cast in said County, and the whole number of votes cast for and against the measure in said County and in each respective precinct therein, and that the totals of the respective columns and the totals as shown for and against the measure are full, true and correct.

WITNESS my hand and Official Seal this 12th day of June 2007.

STEPHEN L. WEIR, County Clerk



By Rosa M. Mena
Rosa M. Mena, Deputy Clerk

	TOTAL VOTES	%	Election Day	Absentee
PRECINCTS COUNTED (OF 18)	18	100.00		
REGISTERED VOTERS - TOTAL	34,604			
BALLOTS CAST - TOTAL	15,577		4,127	11,450
VOTER TURNOUT - TOTAL		45.02		

Measure B CITY OF CLAYTON

Vote for One 1

(WITH 4 OF 4 PRECINCTS COUNTED)

Yes/Si	2,445	82.94	865	1,580
No/No.	503	17.06	128	375

Measure C CITY OF LAFAYETTE

Vote for One 1

(WITH 9 OF 9 PRECINCTS COUNTED)

Yes/Si	3,641	63.51	1,078	2,563
No/No.	2,092	36.49	528	1,564

Measure D CITY OF LAFAYETTE

Vote for One 1

(WITH 9 OF 9 PRECINCTS COUNTED)

Yes/Si	3,980	71.40	1,136	2,844
No/No.	1,594	28.60	429	1,165

Measure E CITY OF DRINDA

Vote for One 1

(WITH 5 OF 5 PRECINCTS COUNTED)

Yes/Si	4,346	63.57	917	3,429
No/No.	2,491	36.43	601	1,890

PRINTED 06/11/07, 01:26 PM

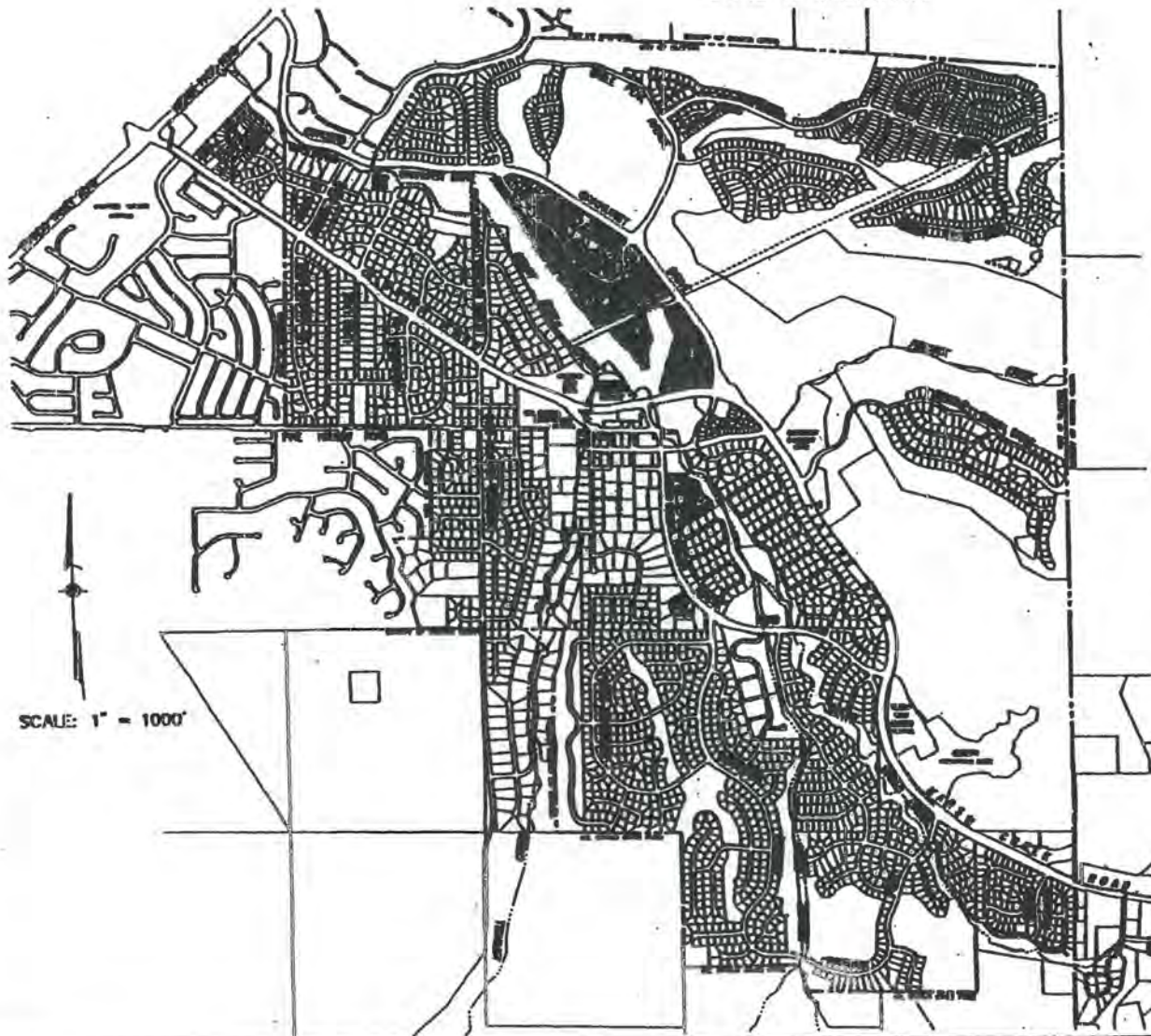
		R V	B C	T P	Measure B CITY OF CLAYTON	
		E O	A A	U E	Y	N
		G T	L S	R R	e	o
		I E	L T	N C	/	/
		S R	O	O E	S	N
		T S	T	U N	i	o
		E	S	T T	(NON)	(NON)
		R		A		
		E		G		
		D		E		
4 PRECINCTS						
0000001	CL 1	A 1699	478	28.13	354	123
0000001	CL 1	V 1699	236	13.89	196	40
0000002	CL 1	A 2320	641	27.63	545	96
0000002	CL 1	V 2320	293	12.63	278	15
0000003	CL 1	A 930	242	26.02	204	38
0000003	CL 1	V 930	148	15.91	133	15
0000004	CL 1	A 1961	595	30.34	477	118
0000004	CL 1	V 1961	316	16.11	258	58
GRAND TOTALS		6910	2949	42.68	2445	503
ABSENTEES		6910	1956	28.31	1580	375
VOTING PRECINCTS		6910	993	14.37	865	128

BALLOT MEASURE

Shall a new Community Facilities District 2007-1 (Citywide Landscape Maintenance District) be funded to replace the expiring District for a period of 10 years to operate and maintain public roadway landscaping, trails system, open space weed abatement and related costs, with an annual levy of a special tax in the initial amount of \$196.77 per residential parcel and per non-residential acre or fraction thereof, and with an initial yearly appropriations limit of \$850,550?

**PROPOSED BOUNDARIES OF
COMMUNITY FACILITIES DISTRICT NO. 2007-1
(CITYWIDE LANDSCAPE MAINTENANCE DISTRICT)**

CITY OF CLAYTON, COUNTY OF CONTRA COSTA
STATE OF CALIFORNIA



CITY RECORDER'S STATEMENT:

FILED IN THE OFFICE OF THE CITY CLERK OF THE CITY OF CLAYTON, THIS 4th DAY OF January, 2007.

BY: [Signature]
CITY CLERK
CITY OF CLAYTON

CITY CLERK'S STATEMENT:

I HEREBY CERTIFY THAT THE WITHIN MAP SHOWING THE PROPOSED BOUNDARIES OF COMMUNITY FACILITIES DISTRICT NUMBER 2007-1 IN THE CITY OF CLAYTON, COUNTY OF CONTRA COSTA, STATE OF CALIFORNIA, WAS APPROVED BY THE CITY COUNCIL OF THE CITY OF CLAYTON AT A REGULAR MEETING THEREOF, HELD ON THE 16th DAY OF January, 2007, BY ITS RESOLUTION NO. 07-1007

BY: [Signature]
CITY CLERK
CITY OF CLAYTON

RECORDER'S CERTIFICATE:

FILED THIS 3rd DAY OF JANUARY, 2007, AT THE HOUR OF 2:04 O'CLOCK P.M. IN BOOK 10 OF MAPS OF ASSESSMENT AND COMMUNITY FACILITIES DISTRICTS, AT PAGE 26, AND AS INSTRUMENT NUMBER 07-00017 IN THE OFFICE OF THE COUNTY RECORDER OF CONTRA COSTA COUNTY, STATE OF CALIFORNIA.

BY: STEPHEN L. WEIR
COUNTY RECORDER
COUNTY OF CONTRA COSTA

BY: [Signature]
DEPUTY COUNTY RECORDER

LEGEND

————— CITY LIMIT LINE AND
- - - - - COMMUNITY FACILITY DISTRICT BOUNDARY

1-23-07 2:04 PM 81-15

Citywide Landscape Maintenance District – Fund No. 210

In June 2007, Clayton voters approved a replacement real property special tax to continue funding the operation and maintenance of their citywide public landscaped areas. This voter action created the City of Clayton Landscape Maintenance Community Facility District 2007-1 (LMD). This annual tax is restricted to costs associated with: arterial and specified roadway medians and parkways, the trails system, the annual open space non-native invasive weed abatement in city-owned open space of the area hills, the annual open space and trails weed abatement for fire and public safety, landscape and turf irrigation and the monthly maintenance and special occasion/holiday operation of the "Clayton Fountain".

Maintenance of City Parks *is not* included as an authorized expense under the LMD Act; park maintenance obligations fall to the City's General Fund. *Citywide public landscaping services have always been funded by a special revenue tax levied on private properties throughout the City.* The LMD completed its 9th year of a 10 year approved operation (Measure B), and its trails and landscaping citizens' oversight committee (TLC) meets periodically to ensure the promised maintenance standards and efficiencies are achieved and reviews the budget ensuring these special-purpose tax revenues are used for their intended purpose.

Pursuant to the terms of voter-approved Measure B, the special tax rate may be modified annually by the change in the CPI from April to April. In no event shall the tax rate be increased by more than 3% each year. The CPI change (from April 2015 to April 2016) posted at 2.70%.

Since 2008, the LMD has used \$878,711 of these special tax funds for public landscape and irrigation and trail system capital improvements. When including an additional \$407,000 of prior-approved projects rolled forward into FY 2016-17, the LMD will have invested over \$1.2 million into landscape related capital improvements in addition to maintaining current landscaping.

For FY 2016-17, the LMD has budgeted to fund the following prior approved landscape improvement projects (*Note the prior approved Cardinet Trail repair will be completed in FY 2015-16*):

Entry-Ways Re-landscaping Project	\$ 300,000
Keller Ridge Tree Replacement Project	46,000
Downtown Planters Replacement Project	35,000
Replace Irrigation System Centra Control Field Panel	20,000
Jeffrey Ranch Median Island Re-landscaping Project	6,000
Subtotal	<u>407,000</u>
Subdivision/City Entry Sign Replacement Contingency	<u>2,000</u>
Grand Total	<u><u>\$ 409,000</u></u>

The proposed LMD budget is a balanced operational budget, utilizing fund balance to undertake non-annual capital improvement projects. This practice is consistent with prior year budgets as the LMD is pay-as-you-go for such improvements, responsibly drawing on fund balance as needed. The budget expenses are primarily adjusted for increased costs from outside agencies as well as for fuel, fertilizer, etc.

The LMD'S projected revenues have been increased by the 2.70% CPI to a total of \$1,057,550 for FY 2016-17. Measure B, approved by the voters, authorized an annual increase to the levy by the CPI, with not to exceed ceiling rate of 3.0%. This results in a modest increase to LMD revenues of \$27,799 over the prior year adopted budget. The CPI adjustment will result in an increase of \$6.34 per residential parcel over the prior year rate (last year's single family rate was \$234.84; including the CPI the new rate will be \$241.18).

Over the past year the LMD has generated a sufficient reserve balance to allow the consideration of new landscaping projects to be undertaken. Although ending fund balance of \$961,970 is projected, staff is not proposing additional capital projects in FY 2016-17 in order to allow sufficient time to complete prior approved projects.

The planned installation and commencement of these significant landscape restoration and improvement projects demonstrates the LMD'S success in managing the voter's preference for a "pay-as-you-go" ballot tax measure of capital improvements. The defeated Measure "O" (2005) would have issued a revenue bond in its initial year to address the public improvements sooner but conservative Clayton voters frowned on the higher annual assessment and bonded indebtedness to be shouldered by the LMD. Entering the District's 10th year of operation still allows the accumulation of modest reserves to accomplish many of the planned objectives.

Measure B is set to expire in June 2017. This is the only source of funds for the maintenance and operation of the LMD. To continue this sole funding a special parcel tax (Measure H) has been placed before the voters on June 7, 2016 ballot and needs to receive two-thirds (66.67%) voter approval. At this time funds are not budgeted for a November election, should the upcoming June 2016 ballot measure not pass. Should this occur staff will undertake a new measure process and recommend budget changes at that time to cover election costs (approx. \$10,000).

As new landscaping improvements are installed, each is accompanied by irrigation system upgrades with greater efficiencies in water application, which temper this expense allocation and cause operational savings. An enormous impact on LMD operations over the past five fiscal years has been the declared drought conditions and the severe water conservation reductions imposed by Contra Costa Water District (CCWD) as directed by the Governor's Executive Order Emergency declaration. While homeowners were placed under a 25% reduction plan, city and commercial irrigation water consumers were set at a massive 45% mandatory water reduction order. With irrigation cutbacks of that magnitude the LMD suspended the operation of the Clayton Fountain (even though it is a recirculating fountain) and reduced outside watering to two days per week. This has impacted some of the water intensive landscape in order to sustain the more valuable plants and mature signature trees in the LMD. Capital improvement projects engaged during the drought have been hardscape-only oriented.

Although CCWD announced a relaxation of the water restrictions, allowing more additional outdoor water irrigation uses than in the prior year, there are still reductions that will occur to balance against water cost increases. The proposed budget for LMD water irrigation supply service incorporates a slight projected water cost increase, or about \$2,000 over last year's, bringing the total budgeted water supply expenditure to \$105,100. As this is below pre-drought historical costs, it is possible that CCWD's recent modification to water-use restrictions will result in actual water irrigation costs being higher than projected.

Personnel services for this labor-intensive work effort account for 28.65% of the LMD budget in FY 2016-17 (\$353,100). This is higher than the prior year's labor requirements ratio of 23.72% arising from increased labor demands connected with the installation of new landscaping and irrigation systems. Whenever possible, tasks within the LMD are assigned to temporary seasonal personnel that are less expensive labor (e.g. trimming), allowing full-time permanent City maintenance personnel (typically four) to focus on tasks requiring journeyman-level experience (e.g. irrigation line and system repairs).

As approved by Measure B voters, the LMD'S budget includes an annual expense of \$20,000 (Account 7316) for the purchase of replacement plants. The LMD further contributes an annual allocation to the City's Capital Equipment Replacement Fund (CERF) of \$14,500, from which maintenance vehicles and equipment are purchased for use in LMD operations. An expense of \$34,780 (3.27% of annual LMD revenue) is transferred to the City's General Fund to pay for administrative and overhead activities of the City (e.g. telephones; payroll processing; accounts payable; management) attributable to administering the LMD's annual operations.

With all of these actions, the LMD's ending fund balance on June 30, 2017 is projected to be \$793,268. The LMD's healthy reserve status is evidence the City does not siphon "surplus" monies into its General Fund but uses the special tax revenues for its intended voter purposes. Its monetary existence will be crucial once the drought is over and the LMD examines priorities to replace landscape lost (including adding in more hardscape treatments) from the extreme water conservation measures. The TLC held a meeting on May 23, 2016 to review the proposed LMD budget for FY 2016-17. After discussion and analysis with City staff, the TLC approved both the proposed CPI adjustment (2.70%) and the budget by a vote of 8-0.

City of Clayton
 Landscape Mtn District CFD 2007-1 Fund 210
 Proposed Budget 2016-17 Detail

Account Number	Account Name	2014-15 Actual	2015-16 Adopted Budget	2015-16 Projected	2016-17 Proposed Budget
7111	Salaries/Regular	147,576	138,000	123,000	160,000
7112	Temporary Help	61,803	81,000	37,000	87,000
7113	Overtime	404	500	630	1,000
7218	LTD Insurance	1,151	1,300	1,100	1,600
7220	PERS Retirement	34,102	27,500	18,900	24,680
7221	PERS Retirement - Unfunded Liability	-	14,700	17,100	18,320
7231	Workers Comp Insurance	12,141	10,400	10,931	13,300
7232	Unemployment Insurance	3,290	3,900	3,900	4,200
7233	FICA Taxes	6,825	8,200	6,000	9,000
7246	Benefit Insurance	29,147	28,000	24,000	34,000
7301	Recruitment/Pre-employment	-	-	-	1,000
7311	General Supplies	27,001	48,500	48,300	49,100
7316	Landscape Replacement Material	-	20,000	20,000	20,000
7335	Gas & Electric Serv.	22,248	25,000	20,000	22,700
7338	Water Service	124,645	156,000	103,000	105,100
7341	Buildings/Grounds Maintenance -	14,328	15,050	17,200	19,800
7342	Machinery/Equipment Maint.	21,758	22,600	17,600	21,900
7343	Vehicle Maintenance	14,524	20,000	17,000	17,400
7344	Vehicle Gas, Oil, and Supplies	13,570	15,000	11,000	11,300
7381	Property Tax Admin Cost	3,735	3,800	3,800	3,900
7382	Election Services (LMD tax renewal measure)	-	10,000	10,000	-
7389	Misc Expense	-	-	3,419	-
7411	Professional Services Retainer (Legal)	914	10,000	5,000	1,500
7419	Other Prof. Services	7,717	6,700	5,250	6,360
7429	Animal/Pest Control Services- Rodent control Oper	4,045	9,500	9,500	5,000
7440	Tree Trimming Services	20,825	25,000	25,000	25,000
7445	Weed Abatement Services (fire breaks and non nat	132,096	91,250	91,250	107,900
7486	CERF Charges/Depreciation vehicle equip replacm	13,500	13,500	13,500	14,500
7520	Project/Program costs	41,588	479,000	239,128	363,000
7615	Property Taxes	2,576	2,700	2,700	2,900
8101	Transfer to General Fund	33,056	33,863	33,863	34,777
8111	Transfer to CIP Fund	-	-	-	-
8113	Transfer to Stormwater Fund	912	912	912	912
Total Expenditures		795,477	1,321,875	939,983	1,186,249
4604	Clayton LMD Special Parcel Tax	1,005,309	1,029,751	1,029,751	1,057,554
5601	Interest	5,527	4,000	10,000	6,000
5606	Unrealized Inv Gain/Loss	977	-	-	-
6003	Transfer from CIP Fund	259,704	-	-	-
Total Revenue		1,271,517	1,033,751	1,039,751	1,063,554
Increase (Decrease) in Fund Balance		476,040	(288,124)	99,768	(122,695)
Beginning Fund Balance		340,162	759,037	816,202	915,970
Ending Fund Balance		816,202	470,913	915,970	793,275

7311	General Supplies				
	Bay Area Barricade	4,936	5,000	4,000	4,000
	Cole Supply	1,528	-	1,600	1,600
	Concord Garden Equipment	332	-	500	500
	Contra Costa Topsoil	952			
	Crop production services	586	1,000	6,200	4,000
	Fertilizer		5,000	5,000	5,000
	Graybar	826	-	-	-
	Herbicides		10,000	5,000	8,000
	Irrigation		10,000	5,000	8,000
	John Deere Landscape	11,460	10,000	6,000	8,000
	Zee Medical Supply	372			
	Misc Supplies (Calcard - US Bank)	6,009	7,500	15,000	10,000
		27,001	48,500	48,300	49,100
7341	Building/Grounds Maintenance				
	Martell Water Systems (Well pump repairs)	5,010	-	5,000	5,000
	Rock & Waterfall (\$650x12 water feature maintenance)	7,150	7,800	7,800	7,800
	Rock & Waterfall (extra repairs)	300	5,000	2,500	5,000
	Spraytec Maintenance (wastewater)	1,868	2,250	1,900	2,000
		14,328	15,050	17,200	19,300
7342	Machinery/Equipment Maintenance				
	Concord Garden Equip/Supplies	5,190	5,300	4,000	5,200
	Concord Trailer World				
	Contra Costa Tractor	14,525	15,700	10,000	14,600
	Spraytec - pump repairs/maintenance			1,500	-
	US Bank (Calcard)	2,043	1,600	2,100	2,100
		21,758	22,600	17,600	21,900
7419	Other Professional Services				
	CCC Fire Protection - Operation Permit	-	600	-	600
	Advertising for TEMP labor/Live Scans	219	1,000	-	-
	CalPERS GASB 68 Actuary (share)	-	-	-	260
	Creative Fencing - Redwood fencing	2,250	-	-	-
	EBRCSA-Radio Mtn PW radio's	1,300	1,300	1,300	1,500
	NBS Admin Fees+Del letters	3,948	3,800	3,950	4,000
	Misc. Adjustment				
		7,717	6,700	5,250	6,360
7445	Weed Abatement Services				
	Envirotech Enterprises (non-native invasive weed abatement - Oakhurst Mitigation EIR)	94,800	59,000	59,000	62,000
	Warner Bros Svc 1 x per yr+2 x trails (Fire Protection)	37,296	32,250	32,250	45,000
		132,096	91,250	91,250	107,000
7520	Project/Program costs				
	Irrigation Central Controller System (project #4019 - \$30k)	21,963	-	-	-
	Replace Irrigation Central Control Field Panel (John Deere Greentech)	-	20,000	20,000	20,000
	Sub Division/City Entry Signs (contingency)	-	2,000	-	2,000
	Warner Bros. - Open Space Fire Prevention	19,625	-	-	-
	LMD2015-1 - Downtown Planters (\$35,000)	-	35,000	-	35,000
	LMD2015-2 - Jeffrey Ranch Retandscaping (\$6,000)	-	6,000	-	6,000
	LMD2015-3 -Keller Ridge Tree rep. (B- \$46,000)	-	46,000	-	46,000
	LMD2015-4 bridge renovation project (trails) (\$79,030 - \$70,000+\$9,030)	-	70,000	81,355	-
	LMD2016-1 - Entry Ways Re-Landscaping Project (B- \$300,000)	-	300,000	-	300,000
	LMD2016-2 - Lower Easley (B- \$30,000)	-	-	71,973	-
	LMD2016-3 - Mt. Diablo Hillside (B-\$19,800)	-	-	19,800	-
		41,588	479,000	193,128	409,000

Notes: Fountain Operations suspended due to drought restrictions

Extra to run pun 10 events (31 days @ \$160=\$4960.)

10 events (31 days @ \$160=\$4960.)

Art n Wine, Memorial Day, 4th of July, Halloween Parade/Ghost Walk, Veterans Day, Xmas Tree Light

Presidents Day, effective 2014 Ghost Walk no longer held

effective 2014 Ghost Walk no longer held

**East Bay Emergency Radio Communicatio
EBRCSA Breakdown - FY 2015**

78.69% PD

1.84% Gas tax

12.22% Landscape

0.00% grove park

1.84% street lights

1.84% stormwater

3.57% pw - 03

Quoted price per EBRCSA FY 15

Replacement Projects Landscape Maintenance District (Measure B approved June 2007 duration 2007-08 through 2016-17; Measure H 2017-18 through 2026-27)	amount -apx.	year -apx
Completed:		
<u>Landscaping</u>		
mediain tree replacement clayton road mitchell cyn to Atchinson stage (14 sycamore trees) donations paid for these	\$ 2,500	2008
Oakhurst Drive decorative pavers in narrow median noses, redo irrigation and replanting	\$ 70,000	2010
Clayton Water Feature replanting/redo irrigation	\$ 114,000	2010
March Creek Circle landscape berm mitigation irrigation upgrades replanting	\$ 19,400	2011
Clayton Road median (Oakhurst to Mitchell Cyn) and retaining wall from CVS to Daffodil Hill irrigation installation and new landscaping	\$ 328,011	2012
Daffodil Hill new irrigation and new planting (\$27,500 donated by CBCA)	\$ 29,000	2012
Deferred Tree Trimming City Wide (annually)	\$ 20,000	2010-2016
Peacock Creek Dr. Median Tree replacement (partial cost of LMD remainder from traffic accident/insurance recovery fund)	\$ 2,000	2016
subtotal \$ 582,411		
<u>Trails:</u>		
Peacock Creek Install new headboards, apply new 1/4 x dust gravel and compact, install waterboard weir drainage	\$ 20,000	2008
Upper Easley - Bruce Lee - Trail from old Marsh Ck to Center Street ; and Lower Easley - El Molino- from old Marsh Ck rd to Weatherly_	\$ 60,000	2013
trail crack sealing/repair	\$ 10,000	2013
Lower Easley old Marsh Ck to Village Oaks	\$ 30,000	2015
Mt Diablo Elem School Hill Trail	\$ 19,800	2015
pedestrial Trail Bridge surface replacement	\$ 79,000	2015
Cardinet Trail erosion repair	\$ 75,000	2016
subtotal \$ 293,800		
<u>Other:</u>		
Purchase New Irrigation Control Vehicle (Capital Equipment and Replacment Fund)	\$ 35,000	2007/08
open space tree canopy trim and lifting	\$ 30,000	2012/13-15
Purchase new Tractor \$75,000 with 50% from LMD)	\$ 37,500	2016
Master Remote Computer Controller for all Irrigation Systems	\$ 30,000	2012/13
replace irrigation system central control field panel	\$ 20,000	2016
subtotal \$ 152,500		
<u>Adopt a Trail (from donations only)</u>		
trail sponsorship signs and plaques (incl posts/signs and installation)	\$ 3,827	2009
installation of new uplights and electrical at oak trees - cardinet trail east side of library	\$ 4,400	2011/12
subtotal \$ 8,227		
To be done:		
<u>Landscaping</u>		
Keller Ridge Drive street tree replacements (to be done in 2016)	\$ 46,000	2016
Jeffry Ranch Ct island replant/hardscape	\$ 6,000	2017
various subdivision entry redesign relandscape including hardscape	\$ 300,000	2017
downtown planter boxes	\$ 35,000	2017
subtotal \$ 387,000		
<u>Other:</u>		
replace irrigation system central control field panel	\$ 20,000	2017
replace subdivision/city entry sign if needed (contingency)	\$ 2,000	
subtotal \$ 22,000		
total reinvestment to Landscape Maintenance District through 6/30/16	\$ 1,039,438	
total additional reinvestment planned through 2016-17	\$ 407,000	
total est reinvestment through 6/30/17	\$ 1,448,438	
<i>Laura/tlc capital projects status measure b</i>		

Landscape Maintenance District Levy History CFD 2007-1 (approved Nov 2007 for 10 yrs 2007/08-2016/17)											
	close out of old CFD	start new CFD									proposed
Year		2007/08	2008/09	2009/10	2010/11	2011/12	2012/13	2013/14	2014/15	2015/16	2016/17
levy amount (per res parcel and non res per acre or fraction thereof)		\$ 196.76	\$ 202.44	\$ 204.06	\$ 207.56	\$ 213.42	\$ 217.86	\$ 223.04	\$ 229.29	\$ 234.84	\$ 241.18
actual cpi		n/a	2.88%	0.8%	1.72%	2.82%	2.08%	2.38%	2.78%	2.44%	2.70%
cpi amount increase		n/a	2.88%	0.8%	1.72%	2.82%	2.08%	2.38%	2.78%	2.44%	2.70%
\$ amount increase		n/a	\$ 5.68	\$ 1.62	\$ 3.50	\$ 5.86	\$ 4.44	\$ 5.18	\$ 6.22	\$ 5.58	\$ 6.34
note: levy limited to annual increase of CPI not to exceed 3%											



Agenda Date: 6-21-2016

Agenda Item: 5e

Approved:

Gary A. Napper
City Manager

STAFF REPORT

TO: HONORABLE MAYOR AND COUNCILMEMBERS

FROM: Laura Hoffmeister, Asst. to the City Manager 

MEETING DATE: June 21, 2016

SUBJECT: Approval of Resolution authorizing the levy for fiscal year 2016-17 for Community Facility District No. 1990-1R, 2007 Special Tax Revenue Refunding Bonds (Middle School)

RECOMMENDATION

Adoption of Resolution No. ___-16 Placing Special Tax for Community Facilities District 1990-1R (Middle School) on the fiscal year 2016-2017 Tax Assessment Roll.

BACKGROUND

In June 1990 the City established the district and levy in accordance with a lack of majority protest determination ballot process as required by state law. The approval of this district established this special tax for repayment of \$6.5 million in bonds that were for a portion of the construction of the Middle School, and of the Community Park. The district includes all of the Oakhurst developments. The collection of the tax is done by the County. The assessment and method of the levy is in compliance with the provisions of Proposition 218, and are fixed by the bond issuance and therefore cannot be altered.

In 1990 the original bond issuance had an interest rate of 8.6%. In November 1997 the bonds were refinanced to obtain a lower interest rate to 5.9%, and savings passed along to the District ratepayers. In May 2007 the bonds were again refinanced to obtain even a lower interest rate of 4.1% average. The costs savings are passed along to the Assessment District ratepayers. The bond duration did not change and is expected to be repaid by the year 2022-23. The proposed rates for FY 16 -17 have been reduced on average from last year about \$3. Since the refinancing, homeowners have received an overall reduction by an average of apx. \$123.

FISCAL IMPACT

There is no fiscal cost to the City. The parcels property owners within the assessment district pay for all costs of bond repayment and minor administrative costs related to its collection by the county and management by the City. The reduced interest rate savings achieved with the May 2007 refinancing are passed along to the rate payers over the remaining life of the bond. The savings vary by size of parcel however generally result in \$300 to \$500 in cumulative total savings from 2007-08 through 2022-23. Because different lots have different levies the actual levy decrease for FY 16-17 varies from apx. is \$2 to \$5 with an average of \$3 lower than last year.

CONCLUSION

The City Council, by Ordinance 274, as authorized by Section 53340 of the Government Code of the State of California, authorized the levy of a special tax to pay for costs and expenses related to Community Facilities District 1990-1R (Middle School). This resolution sets the fees for fiscal year 2016-2017 and authorizes the Contra Costa County auditor to place these taxes on the next assessment roll on which the taxes will become due.

Attachments:

- 1) Resolution __-16
- 2) Exhibit A to Resolution __-16 (assessment levy detail)
- 3) Annual Special Tax Levy Report July 2016 (FY 16/17 CFD 1990-1R, 2007 Special Tax Refunding Bonds- Middle School)
- 4) Ordinance 274
- 5) Exhibits to Ordinance 274

Middle School CFD Parcel Levy Amounts by Category of Dollar Amount

	rate series 1	rate series 2	rate series 3	rate series 4	rate series 5	series 5 ex
FY 2003/04	\$ 259.00	\$ 318.98	\$ 371.12	\$ 554.52	\$ 645.34	
FY 2004/05	\$ 257.20	\$ 316.76	\$ 368.54	\$ 550.66	\$ 640.84	
FY 2005/06	\$ 257.94	\$ 317.66	\$ 369.60	\$ 552.24	\$ 642.70	
FY 2006/07	\$ 258.02	\$ 317.76	\$ 369.72	\$ 552.40	\$ 642.88	refi May 2007
FY 2007/08	\$ 242.60	\$ 298.78	\$ 347.62	\$ 519.40	\$ 604.48	\$ (38.40)
FY 2008/09	\$ 260.30	\$ 320.58	\$ 373.00	\$ 557.30	\$ 648.60	\$ 44.12
FY 2009/10	\$ 264.40	\$ 325.62	\$ 378.86	\$ 566.08	\$ 658.80	\$ 10.20
FY 2010/11	\$ 261.42	\$ 321.96	\$ 374.60	\$ 559.70	\$ 651.38	\$ (7.42)
FY 11/12	\$ 227.02	\$ 279.58	\$ 325.28	\$ 486.04	\$ 565.64	\$ (85.74)
FY 12/13	\$ 217.84	\$ 268.28	\$ 312.14	\$ 466.38	\$ 542.78	\$ (22.86)
FY 13/14	\$ 207.10	\$ 255.06	\$ 296.76	\$ 443.40	\$ 516.02	\$ (26.76)
FY 14/15	\$ 195.44	\$ 240.68	\$ 280.04	\$ 418.42	\$ 486.94	\$ (29.08)
FY 15/16	\$ 193.52	\$ 238.34	\$ 277.30	\$ 414.32	\$ 482.20	\$ (4.74)
FY 16/17	\$ 191.62	\$ 235.98	\$ 274.56	\$ 410.24	\$ 477.44	\$ (4.76)
					net change series 5	\$ (165.44)

this reduction made up for over levy in FY 08/09 & 09/10 plus reg reduction for 11/12

Number of Parcels 305 315 322 275 140



**A RESOLUTION LEVYING THE ANNUAL SPECIAL TAX
FOR FISCAL YEAR 2016-2017 FOR
COMMUNITY FACILITIES DISTRICT 1990-1R
2007 SPECIAL TAX REVENUE REFUNDING BONDS
(Middle School)**

**THE CITY COUNCIL
City of Clayton, California**

WHEREAS, the City Council of the City of Clayton, California, (hereinafter referred to as the "legislative body"), has previously initiated proceedings, held a public hearing, conducted an election and received a favorable vote from the qualified electors relating to the levy of a special tax in a community facilities district, all as authorized pursuant to the terms and provisions of the "Mello-Roos Community Facilities Act of 1982"; being Chapter 2.5, Part 1, Division 2, Title 5 of the Government Code of the State of California. This Community Facilities District shall hereinafter be referred to as "District"; and,

WHEREAS, the legislative body, by Ordinance as authorized by Section 53340 of the Government Code of the State of California, has authorized the levy of a special tax to pay for costs and expenses related to said Community Facilities Districts, and this legislative body is desirous to establish the specific rate of the special tax to be collected for the next fiscal year; and,

WHEREAS, the assessments are in compliance with all laws pertaining to the levy of special taxes, and the assessments are levied without regard to property valuation, and the assessments are in compliance with the provisions of Proposition 218.

NOW, THEREFORE, BE IT RESOLVED AS FOLLOWS:

SECTION 1. That the above recitals are all true and correct.

SECTION 2: That the specific rate and amount of the special tax to be collected to pay for the costs and expenses for the next fiscal year (2015-2016) for the referenced District is hereby determined and established as set forth in the attached, referenced and incorporated Exhibit "A".

SECTION 3. That the rate as set forth above does not exceed the amount as previously authorized by Ordinance of the legislative body, and is not in excess of that as previously approved by the qualified electors of the District.

SECTION 4. That the proceeds of the special tax shall be used to pay, in whole or part, the costs of the following:

- A. Payment of principal and interest on any outstanding authorized bonded indebtedness;
- B. Necessary replenishment of bond reserve funds or other reserve funds;

- C. Repayment of costs and expenses of authorized public facilities;
- D. Repayment of advances and loans, if appropriate; and
- E. Payment of District administrative costs.

The proceeds of the special taxes shall be used as set forth above, and shall not be used for any other purpose.

SECTION 5. The special tax shall be collected in the same manner as ordinary ad valorem property taxes are collected, and shall be subject to the same penalties and same procedure and sale in cases of any delinquency for ad valorem taxes, and the Tax Collector is hereby authorized to deduct reasonable administrative costs incurred in collecting any said special tax.

SECTION 6. All monies above shall be paid into the Community Facilities District fund, including any bond fund and reserve fund.

SECTION 7. The Auditor of the County is hereby directed to enter in the next County assessment role on which taxes will become due, opposite each lot or parcel of land effected in a space marked "public improvements, special tax" or by other suitable designation, the installment of the special tax, and for the exact rate and amount of said tax, reference is made to the attached Exhibit "A".

SECTION 8. The County Auditor shall then, at the close of the tax collection period, promptly render to this Agency a detailed report showing the amount and/or amounts of such special tax installments, interest, penalties and percentages retained for the expense of making any such collection.

PASSED, APPROVED and ADOPTED by the City Council of the City of Clayton at a regular meeting of said Council held on June 21, 2016 by the following vote:

AYES:

NOES:

ABSTAIN:

ABSENT:

THE CITY COUNCIL OF CLAYTON, CA

Howard Geller, Mayor

ATTEST:

Janet Brown, City Clerk

EXHIBIT A
to Resolution ___-2016

CFD 1990-1R/2007 Refunding (Middle School)

For fiscal year 2016-2017 the following pages
provide the 2016/17 Special Tax Roll
for the Community Facilities District
1990-1R /2007 Refunding
(commonly known as Middle School)

Attachments include
District Boundary Map
and
Levy by APN/Address/Amount

Attachment 2

COMMUNITY FACILITIES DISTRICT NO. 1990-1R
2007 SPECIAL TAX REVENUE REFUNDING BONDS



Legend

 CFD 1990-1R Boundary

**City of Clayton
Community Facilities District 1990-1R
Clayton Middle School
Fiscal Year 2016/17 Special Tax Roll**

APN	Situs Address	Levy
118-382-015	1828 EAGLE PEAK AVE	\$274.56
118-382-016	1824 EAGLE PEAK AVE	\$274.56
118-382-017	1820 EAGLE PEAK AVE	\$274.56
118-382-018	1816 EAGLE PEAK AVE	\$274.56
118-382-019	1812 EAGLE PEAK AVE	\$274.56
118-382-020	1808 EAGLE PEAK AVE	\$274.56
118-382-021	1804 EAGLE PEAK AVE	\$274.56
118-382-022	1800 EAGLE PEAK AVE	\$274.56
118-391-018	136 JOSCOLO VIEW	\$274.56
118-391-024	160 JOSCOLO VIEW	\$274.56
118-392-001	1816 OHLONE HEIGHTS	\$274.56
118-392-002	1820 OHLONE HEIGHTS	\$274.56
118-392-003	1824 OHLONE HEIGHTS	\$274.56
118-392-004	1828 OHLONE KNLS	\$274.56
118-392-005	1832 OHLONE HEIGHTS	\$274.56
118-392-006	1836 OHLONE HEIGHTS	\$274.56
118-392-007	1840 OHLONE HEIGHTS	\$274.56
118-392-012	129 JOSCOLO VIEW	\$274.56
118-392-014	135 JOSCOLO VIEW	\$274.56
118-392-015	139 JOSCOLO VIEW	\$274.56
118-392-016	145 JOSCOLO VIEW	\$274.56
118-401-001	1790 INDIAN WELLS WAY	\$235.98
118-401-002	1788 INDIAN WELLS WAY	\$235.98
118-401-003	1786 INDIAN WELLS WAY	\$235.98
118-401-004	1784 INDIAN WELLS WAY	\$235.98
118-401-005	1782 INDIAN WELLS WAY	\$235.98
118-401-006	1780 INDIAN WELLS WAY	\$235.98
118-401-007	1778 INDIAN WELLS WAY	\$235.98
118-401-008	1776 INDIAN WELLS WAY	\$235.98
118-401-009	1774 INDIAN WELLS WAY	\$235.98
118-401-010	1772 INDIAN WELLS WAY	\$235.98
118-401-019	40 TULE CT	\$235.98
118-401-029	400 CHUPCAN PL	\$235.98
118-401-030	402 CHUPCAN PL	\$235.98
118-401-031	404 CHUPCAN PL	\$235.98
118-401-032	406 CHUPCAN PL	\$235.98
118-401-033	408 CHUPCAN PL	\$235.98
118-401-034	410 CHUPCAN PL	\$235.98
118-401-035	417 CHUPCAN PL	\$235.98
118-401-036	415 CHUPCAN PL	\$235.98
118-401-037	411 CHUPCAN PL	\$235.98
118-401-038	409 CHUPCAN PL	\$235.98
118-401-039	407 CHUPCAN PL	\$235.98
118-401-040	405 CHUPCAN PL	\$235.98
118-401-041	403 CHUPCAN PL	\$235.98
118-401-042	401 CHUPCAN PL	\$235.98
118-402-001	1735 INDIAN WELLS WAY	\$235.98
118-402-002	1737 INDIAN WELLS WAY	\$235.98

City of Clayton
Community Facilities District 1990-1R
Clayton Middle School
Fiscal Year 2016/17 Special Tax Roll

APN	Situs Address	Levy
118-402-003	1739 INDIAN WELLS WAY	\$235.98
118-402-004	1741 INDIAN WELLS WAY	\$235.98
118-402-005	1743 INDIAN WELLS WAY	\$235.98
118-402-006	1745 INDIAN WELLS WAY	\$235.98
118-402-007	1747 INDIAN WELLS WAY	\$235.98
118-402-008	1749 INDIAN WELLS WAY	\$235.98
118-402-009	310 SACLAN TERRACE PL	\$235.98
118-402-010	320 SACLAN TERRACE PL	\$235.98
118-402-011	326 SACLAN TERRACE PL	\$235.98
118-402-012	328 SACLAN TERRACE PL	\$235.98
118-402-013	330 SACLAN TERRACE PL	\$235.98
118-402-014	332 SACLAN TERRACE PL	\$235.98
118-402-015	334 SACLAN TERRACE PL	\$235.98
118-402-016	336 SACLAN TERRACE PL	\$235.98
118-402-017	338 SACLAN TERRACE PL	\$235.98
118-402-018	340 SACLAN TERRACE PL	\$235.98
118-402-019	341 SACLAN TERRACE PL	\$235.98
118-402-020	339 SACLAN TERRACE PL	\$235.98
118-402-021	337 SACLAN TERRACE PL	\$235.98
118-402-022	335 SACLAN TERRACE PL	\$235.98
118-402-023	333 SACLAN TERRACE PL	\$235.98
118-402-024	331 SACLAN TERRACE PL	\$235.98
118-402-025	329 SACLAN TERRACE PL	\$235.98
118-402-026	327 SACLAN TERRACE PL	\$235.98
118-402-027	325 SACLAN TERRACE PL	\$235.98
118-402-028	323 SACLAN TERRACE PL	\$235.98
118-402-029	321 SACLAN TERRACE PL	\$235.98
118-410-001	1399 SHELL LN	\$191.62
118-410-002	1397 SHELL LN	\$191.62
118-410-003	1389 SHELL LN	\$191.62
118-410-004	1387 SHELL LN	\$191.62
118-410-005	1385 SHELL LN	\$191.62
118-410-006	1383 SHELL LN	\$191.62
118-410-007	1381 SHELL LN	\$191.62
118-410-008	1379 SHELL LN	\$191.62
118-410-009	1377 SHELL LN	\$191.62
118-410-010	1375 SHELL LN	\$191.62
118-410-011	1373 SHELL LN	\$191.62
118-410-012	1371 SHELL LN	\$191.62
118-410-013	1369 SHELL LN	\$191.62
118-410-014	1367 SHELL LN	\$191.62
118-410-015	1365 SHELL LN	\$191.62
118-410-016	1363 SHELL LN	\$191.62
118-410-017	1361 SHELL LN	\$191.62
118-410-018	1359 SHELL LN	\$191.62
118-410-019	1357 SHELL LN	\$191.62
118-410-020	1355 SHELL LN	\$191.62
118-410-021	1353 SHELL LN	\$191.62

City of Clayton
Community Facilities District 1990-1R
Clayton Middle School
Fiscal Year 2016/17 Special Tax Roll

APN	Situs Address	Levy
118-410-022	1351 SHELL LN	\$191.62
118-410-023	1349 SHELL LN	\$191.62
118-410-024	1347 SHELL LN	\$191.62
118-410-025	1345 SHELL LN	\$191.62
118-410-026	1343 SHELL LN	\$191.62
118-410-027	1341 SHELL LN	\$191.62
118-410-028	1339 SHELL LN	\$191.62
118-410-029	1337 SHELL LN	\$191.62
118-410-030	1335 SHELL LN	\$191.62
118-410-031	1333 SHELL LN	\$191.62
118-410-032	1331 SHELL LN	\$191.62
118-410-033	1329 SHELL LN	\$191.62
118-410-034	1327 SHELL LN	\$191.62
118-410-035	1199 SHELL LN	\$191.62
118-410-037	1195 SHELL LN	\$191.62
118-410-038	1193 SHELL LN	\$191.62
118-410-039	1191 SHELL LN	\$191.62
118-410-040	1189 SHELL LN	\$191.62
118-410-041	1187 SHELL LN	\$191.62
118-410-042	1185 SHELL LN	\$191.62
118-410-043	1183 SHELL LN	\$191.62
118-410-044	1181 SHELL LN	\$191.62
118-410-045	1179 SHELL LN	\$191.62
118-410-046	1177 SHELL LN	\$191.62
118-410-047	1175 SHELL LN	\$191.62
118-410-048	1173 SHELL LN	\$191.62
118-410-049	1171 SHELL LN	\$191.62
118-410-050	1169 SHELL LN	\$191.62
118-410-051	1167 SHELL LN	\$191.62
118-410-052	1267 SHELL CIR	\$191.62
118-410-053	1265 SHELL CIR	\$191.62
118-410-054	1263 SHELL CIR	\$191.62
118-410-055	1261 SHELL CIR	\$191.62
118-410-056	1259 SHELL CIR	\$191.62
118-410-057	1254 SHELL CIR	\$191.62
118-410-058	1256 SHELL CIR	\$191.62
118-410-059	1258 SHELL CIR	\$191.62
118-410-060	1260 SHELL CIR	\$191.62
118-410-061	1262 SHELL CIR	\$191.62
118-410-062	1264 SHELL CIR	\$191.62
118-410-063	1266 SHELL CIR	\$191.62
118-410-064	1268 SHELL CIR	\$191.62
118-410-065	1270 SHELL CIR	\$191.62
118-410-066	1272 SHELL CIR	\$191.62
118-410-067	1274 SHELL CIR	\$191.62
118-410-068	1276 SHELL CIR	\$191.62
118-410-069	1278 SHELL CIR	\$191.62
118-410-070	1280 SHELL CIR	\$191.62

City of Clayton
Community Facilities District 1990-1R
Clayton Middle School
Fiscal Year 2016/17 Special Tax Roll

APN	Situa Address	Levy
118-410-071	1282 SHELL CIR	\$191.62
118-410-072	1284 SHELL CIR	\$191.62
118-410-073	1286 SHELL CIR	\$191.62
118-410-074	1288 SHELL CIR	\$191.62
118-410-075	1290 SHELL CIR	\$191.62
118-410-076	1292 SHELL CIR	\$191.62
118-410-077	1294 SHELL CIR	\$191.62
118-410-078	1296 SHELL CIR	\$191.62
118-410-079	1298 SHELL CIR	\$191.62
118-410-080	1269 SHELL CIR	\$191.62
118-410-081	1271 SHELL CIR	\$191.62
118-410-082	1273 SHELL CIR	\$191.62
118-410-083	1275 SHELL CIR	\$191.62
118-410-084	1332 SHELL LN	\$191.62
118-410-085	1330 SHELL LN	\$191.62
118-410-086	1328 SHELL LN	\$191.62
118-410-087	1326 SHELL LN	\$191.62
118-410-088	1340 SHELL LN	\$191.62
118-410-089	1338 SHELL LN	\$191.62
118-410-090	1336 SHELL LN	\$191.62
118-410-091	1334 SHELL LN	\$191.62
118-410-092	1277 SHELL CIR	\$191.62
118-410-093	1279 SHELL CIR	\$191.62
118-410-094	1281 SHELL CIR	\$191.62
118-410-095	1283 SHELL CIR	\$191.62
118-410-096	1285 SHELL CIR	\$191.62
118-410-097	1287 SHELL CIR	\$191.62
118-410-098	1289 SHELL CIR	\$191.62
118-410-099	1291 SHELL CIR	\$191.62
118-410-100	1293 SHELL CIR	\$191.62
118-410-101	1295 SHELL CIR	\$191.62
118-410-102	1297 SHELL CIR	\$191.62
118-410-103	1299 SHELL CIR	\$191.62
118-410-104	1368 SHELL LN	\$191.62
118-410-105	1370 SHELL LN	\$191.62
118-410-106	1372 SHELL LN	\$191.62
118-410-107	1374 SHELL LN	\$191.62
118-410-108	1376 SHELL LN	\$191.62
118-410-109	1378 SHELL LN	\$191.62
118-410-110	1380 SHELL LN	\$191.62
118-410-111	1382 SHELL LN	\$191.62
118-410-112	1388 SHELL LN	\$191.62
118-410-113	1390 SHELL LN	\$191.62
118-410-114	1392 SHELL LN	\$191.62
118-410-115	1394 SHELL LN	\$191.62
118-410-116	1396 SHELL LN	\$191.62
118-410-117	1398 SHELL LN	\$191.62
118-410-120	1197 SHELL LN	\$191.62

City of Clayton
Community Facilities District 1990-1R
Clayton Middle School
Fiscal Year 2016/17 Special Tax Roll

APN	Situs Address	Levy
118-421-001	304 AHWANEE LN	\$410.24
118-421-002	308 AHWANEE LN	\$410.24
118-421-003	312 AHWANEE LN	\$410.24
118-422-001	451 OBSIDIAN WAY	\$410.24
118-422-002	350 BLUE OAK LN	\$410.24
118-422-003	352 BLUE OAK LN	\$410.24
118-422-004	354 BLUE OAK LN	\$410.24
118-422-005	356 BLUE OAK LN	\$410.24
118-422-006	358 BLUE OAK LN	\$410.24
118-422-007	360 BLUE OAK LN	\$410.24
118-423-001	361 BLUE OAK LN	\$410.24
118-423-002	3057 MIWOK WAY	\$410.24
118-423-003	3055 MIWOK WAY	\$410.24
118-423-004	3053 MIWOK WAY	\$410.24
118-423-005	3051 MIWOK WAY	\$410.24
118-423-006	3049 MIWOK WAY	\$410.24
118-423-007	3047 MIWOK WAY	\$410.24
118-423-008	3045 MIWOK WAY	\$410.24
118-423-009	3043 MIWOK WAY	\$410.24
118-423-010	3041 MIWOK WAY	\$410.24
118-423-011	3039 MIWOK WAY	\$410.24
118-423-012	3037 MIWOK WAY	\$410.24
118-423-013	3035 MIWOK WAY	\$410.24
118-423-014	3033 MIWOK WAY	\$410.24
118-423-015	3031 MIWOK WAY	\$410.24
118-424-001	359 BLUE OAK LN	\$410.24
118-424-002	357 BLUE OAK LN	\$410.24
118-424-003	355 BLUE OAK LN	\$410.24
118-424-004	353 BLUE OAK LN	\$410.24
118-424-005	351 BLUE OAK LN	\$410.24
118-424-006	409 WAWONA LN	\$410.24
118-424-007	407 WAWONA LN	\$410.24
118-424-008	405 WAWONA LN	\$410.24
118-424-009	403 WAWONA LN	\$410.24
118-424-010	401 WAWONA LN	\$410.24
118-424-011	3034 MIWOK WAY	\$410.24
118-424-012	3038 MIWOK WAY	\$410.24
118-424-013	3040 MIWOK WAY	\$410.24
118-424-014	3042 MIWOK WAY	\$410.24
118-424-015	3046 MIWOK WAY	\$410.24
118-424-016	3048 MIWOK WAY	\$410.24
118-424-017	3050 MIWOK WAY	\$410.24
118-424-018	3052 MIWOK WAY	\$410.24
118-424-019	3054 MIWOK WAY	\$410.24
118-431-001	316 AHWANEE CT	\$410.24
118-431-002	320 AHWANEE CT	\$410.24
118-431-003	324 AHWANEE CT	\$410.24
118-431-004	328 AHWANEE CT	\$410.24

**City of Clayton
Community Facilities District 1990-1R
Clayton Middle School
Fiscal Year 2016/17 Special Tax Roll**

APN	Situa Address	Levy
118-431-005	332 AHWANEE CT	\$410.24
118-432-002	333 AHWANEE LN	\$410.24
118-432-003	329 AHWANEE LN	\$410.24
118-432-004	325 AHWANEE LN	\$410.24
118-432-005	321 AHWANEE CT	\$410.24
118-432-006	317 AHWANEE CT	\$410.24
118-432-007	400 WAWONA LN	\$410.24
118-432-008	402 WAWONA LN	\$410.24
118-432-009	404 WAWONA LN	\$410.24
118-432-010	406 WAWONA LN	\$410.24
118-432-011	408 WAWONA LN	\$410.24
118-432-012	410 WAWONA LN	\$410.24
118-432-013	412 WAWONA LN	\$410.24
118-432-014	414 WAWONA LN	\$410.24
118-432-015	416 WAWONA CT	\$410.24
118-432-016	418 WAWONA LN	\$410.24
118-432-017	420 WAWONA CT	\$410.24
118-432-019	337 AHWANEE CT	\$410.24
118-432-020	422 WAWONA LN	\$410.24
118-433-002	419 WAWONA LN	\$410.24
118-433-003	417 WAWONA CT	\$410.24
118-433-004	421 WAWONA CT	\$410.24
118-441-001	5101 KELLER RIDGE DR	\$274.56
118-441-002	5103 KELLER RIDGE DR	\$274.56
118-441-003	5105 KELLER RIDGE DR	\$274.56
118-441-004	5107 KELLER RIDGE DR	\$274.56
118-441-005	5109 KELLER RIDGE DR	\$274.56
118-441-007	5113 KELLER RIDGE DR	\$274.56
118-441-008	5115 KELLER RIDGE DR	\$274.56
118-441-009	5117 KELLER RIDGE DR	\$274.56
118-441-010	5119 KELLER RIDGE DR	\$274.56
118-441-011	5121 KELLER RIDGE DR	\$274.56
118-441-012	5123 KELLER RIDGE DR	\$274.56
118-441-013	5125 KELLER RIDGE DR	\$274.56
118-441-014	5127 KELLER RIDGE DR	\$274.56
118-441-015	5129 KELLER RIDGE DR	\$274.56
118-441-016	5131 KELLER RIDGE DR	\$274.56
118-441-017	101 CROW PL	\$274.56
118-441-018	103 CROW PL	\$274.56
118-441-019	105 CROW PL	\$274.56
118-441-020	107 CROW PL	\$274.56
118-441-021	109 CROW PL	\$274.56
118-441-022	111 CROW PL	\$274.56
118-441-023	113 CROW PL	\$274.56
118-441-024	115 CROW PL	\$274.56
118-441-025	117 CROW PL	\$274.56
118-441-026	119 CROW PL	\$274.56
118-442-001	118 CROW PL	\$274.56

City of Clayton
Community Facilities District 1990-1R
Clayton Middle School
Fiscal Year 2016/17 Special Tax Roll

APN	Situs Address	Levy
118-442-002	116 CROW PL	\$274.56
118-442-003	114 CROW PL	\$274.56
118-442-004	112 CROW PL	\$274.56
118-442-005	110 CROW PL	\$274.56
118-442-006	108 CROW PL	\$274.56
118-442-007	106 CROW PL	\$274.56
118-442-008	104 CROW PL	\$274.56
118-442-009	102 CROW PL	\$274.56
118-442-010	3009 WINDMILL CANYON DR	\$274.56
118-442-011	3011 WINDMILL CANYON DR	\$274.56
118-442-012	3013 WINDMILL CANYON DR	\$274.56
118-442-013	3015 WINDMILL CANYON DR	\$274.56
118-442-014	3017 WINDMILL CANYON DR	\$274.56
118-442-015	3019 WINDMILL CANYON DR	\$274.56
118-442-016	3021 WINDMILL CANYON DR	\$274.56
118-442-017	3023 WINDMILL CANYON DR	\$274.56
118-443-001	3022 WINDMILL CANYON DR	\$274.56
118-443-002	3020 WINDMILL CANYON DR	\$274.56
118-443-003	3018 WINDMILL CANYON DR	\$274.56
118-443-004	3016 WINDMILL CANYON DR	\$274.56
118-443-005	3014 WINDMILL CANYON DR	\$274.56
118-443-006	3012 WINDMILL CANYON DR	\$274.56
118-443-007	3010 WINDMILL CANYON DR	\$274.56
118-451-001	301 WINDMILL CANYON PL	\$274.56
118-451-002	303 WINDMILL CANYON PL	\$274.56
118-451-003	305 WINDMILL CANYON PL	\$274.56
118-451-004	307 WINDMILL CANYON PL	\$274.56
118-451-005	309 WINDMILL CANYON PL	\$274.56
118-451-006	311 WINDMILL CANYON PL	\$274.56
118-451-007	313 WINDMILL CANYON PL	\$274.56
118-451-008	315 WINDMILL CANYON PL	\$274.56
118-451-009	317 WINDMILL CANYON PL	\$274.56
118-451-010	319 WINDMILL CANYON PL	\$274.56
118-451-011	321 WINDMILL CANYON PL	\$274.56
118-452-001	322 WINDMILL CANYON PL	\$274.56
118-452-002	320 WINDMILL CANYON PL	\$274.56
118-452-003	318 WINDMILL CANYON PL	\$274.56
118-452-004	316 WINDMILL CANYON PL	\$274.56
118-452-005	314 WINDMILL CANYON PL	\$274.56
118-452-006	312 WINDMILL CANYON PL	\$274.56
118-452-007	310 WINDMILL CANYON PL	\$274.56
118-452-008	308 WINDMILL CANYON PL	\$274.56
118-452-009	306 WINDMILL CANYON PL	\$274.56
118-452-010	304 WINDMILL CANYON PL	\$274.56
118-452-011	302 WINDMILL CANYON PL	\$274.56
118-452-012	201 FALCON PL	\$274.56
118-452-013	203 FALCON PL	\$274.56
118-452-014	205 FALCON PL	\$274.56

City of Clayton
Community Facilities District 1990-1R
Clayton Middle School
Fiscal Year 2016/17 Special Tax Roll

APN	Situs Address	Levy
118-452-015	207 FALCON PL	\$274.56
118-452-016	209 FALCON PL	\$274.56
118-452-017	211 FALCON PL	\$274.56
118-452-018	213 FALCON PL	\$274.56
118-452-019	215 FALCON PL	\$274.56
118-452-020	216 FALCON PL	\$274.56
118-452-021	214 FALCON PL	\$274.56
118-452-022	212 FALCON PL	\$274.56
118-452-023	210 FALCON PL	\$274.56
118-452-024	208 FALCON PL	\$274.56
118-452-025	206 FALCON PL	\$274.56
118-452-026	204 FALCON PL	\$274.56
118-452-027	202 FALCON PL	\$274.56
118-452-028	5126 KELLER RIDGE DR	\$274.56
118-452-029	5122 KELLER RIDGE DR	\$274.56
118-452-030	5120 KELLER RIDGE DR	\$274.56
118-452-031	5118 KELLER RIDGE DR	\$274.56
118-452-032	5116 KELLER RIDGE DR	\$274.56
118-452-033	5114 KELLER RIDGE DR	\$274.56
118-452-034	5112 KELLER RIDGE DR	\$274.56
118-452-035	5110 KELLER RIDGE DR	\$274.56
118-452-036	5108 KELLER RIDGE DR	\$274.56
118-452-037	5106 KELLER RIDGE DR	\$274.56
118-452-038	5102 KELLER RIDGE DR	\$274.56
118-460-001	600 Julpun LOOP	\$235.98
118-460-002	602 Julpun LOOP	\$235.98
118-460-003	604 Julpun LOOP	\$235.98
118-460-004	606 Julpun LOOP	\$235.98
118-460-005	608 Julpun LOOP	\$235.98
118-460-006	610 Julpun LOOP	\$235.98
118-460-007	612 Julpun LOOP	\$235.98
118-460-008	614 Julpun LOOP	\$235.98
118-460-009	616 Julpun LOOP	\$235.98
118-460-010	618 Julpun LOOP	\$235.98
118-460-011	620 Julpun LOOP	\$235.98
118-460-012	622 Julpun LOOP	\$235.98
118-460-013	615 Julpun LOOP	\$235.98
118-460-014	609 Julpun LOOP	\$235.98
118-460-015	605 Julpun LOOP	\$235.98
118-460-016	601 Julpun LOOP	\$235.98
118-460-017	637 Julpun LOOP	\$235.98
118-460-018	633 Julpun LOOP	\$235.98
118-460-019	629 Julpun LOOP	\$235.98
118-460-020	625 Julpun LOOP	\$235.98
118-460-021	624 Julpun LOOP	\$235.98
118-460-022	626 Julpun LOOP	\$235.98
118-460-023	628 Julpun LOOP	\$235.98
118-460-024	630 Julpun LOOP	\$235.98

City of Clayton
Community Facilities District 1990-1R
Clayton Middle School
Fiscal Year 2016/17 Special Tax Roll

APN	Situs Address	Levy
118-460-025	632 JLPUN LOOP	\$235.98
118-460-026	634 JLPUN LOOP	\$235.98
118-460-027	636 JLPUN LOOP	\$235.98
118-460-028	638 JLPUN LOOP	\$235.98
118-460-029	800 CHERT PL	\$235.98
118-460-030	802 CHERT PL	\$235.98
118-460-031	804 CHERT PL	\$235.98
118-460-032	806 CHERT PL	\$235.98
118-460-033	808 CHERT PL	\$235.98
118-460-034	810 CHERT PL	\$235.98
118-460-035	812 CHERT PL	\$235.98
118-460-036	814 CHERT PL	\$235.98
118-460-037	819 CHERT PL	\$235.98
118-460-038	817 CHERT PL	\$235.98
118-460-039	815 CHERT PL	\$235.98
118-460-040	813 CHERT PL	\$235.98
118-460-041	811 CHERT PL	\$235.98
118-460-042	809 CHERT PL	\$235.98
118-460-043	807 CHERT PL	\$235.98
118-460-044	805 CHERT PL	\$235.98
118-460-045	803 CHERT PL	\$235.98
118-460-046	801 CHERT PL	\$235.98
118-460-047	51 KARKIN PL	\$235.98
118-460-048	53 KARKIN PL	\$235.98
118-460-049	55 KARKIN PL	\$235.98
118-460-050	57 KARKIN PL	\$235.98
118-460-051	56 KARKIN PL	\$235.98
118-460-052	54 KARKIN PL	\$235.98
118-460-053	52 KARKIN PL	\$235.98
118-460-054	1733 INDIAN WELLS WAY	\$235.98
118-460-055	501 SUISUN CT	\$235.98
118-460-056	503 SUISUN CT	\$235.98
118-460-057	505 SUISUN CT	\$235.98
118-460-058	507 SUISUN CT	\$235.98
118-460-059	509 SUISUN CT	\$235.98
118-460-060	511 SUISUN CT	\$235.98
118-460-061	510 SUISUN CT	\$235.98
118-460-062	508 SUISUN CT	\$235.98
118-460-063	506 SUISUN CT	\$235.98
118-460-064	504 SUISUN CT	\$235.98
118-460-065	502 SUISUN CT	\$235.98
118-460-066	1731 INDIAN WELLS WAY	\$235.98
118-460-067	1729 INDIAN WELLS WAY	\$235.98
118-460-068	1727 INDIAN WELLS WAY	\$235.98
118-460-069	1725 INDIAN WELLS WAY	\$235.98
118-460-070	1723 INDIAN WELLS WAY	\$235.98
118-460-071	1721 INDIAN WELLS WAY	\$235.98
118-460-072	1719 INDIAN WELLS WAY	\$235.98

**City of Clayton
Community Facilities District 1990-1R
Clayton Middle School
Fiscal Year 2016/17 Special Tax Roll**

APN	Situs Address	Levy
118-460-073	722 ANIZUMNE CT	\$235.98
118-460-074	720 ANIZUMNE CT	\$235.98
118-460-075	718 ANIZUMNE CT	\$235.98
118-460-076	716 ANIZUMNE CT	\$235.98
118-460-077	714 ANIZUMNE CT	\$235.98
118-460-078	712 ANIZUMNE CT	\$235.98
118-460-079	710 ANIZUMNE CT	\$235.98
118-460-080	708 ANIZUMNE CT	\$235.98
118-460-081	706 ANIZUMNE CT	\$235.98
118-460-082	704 ANIZUMNE CT	\$235.98
118-460-083	702 ANIZUMNE CT	\$235.98
118-460-084	700 ANIZUMNE CT	\$235.98
118-460-085	1717 INDIAN WELLS WAY	\$235.98
118-460-086	1715 INDIAN WELLS WAY	\$235.98
118-460-087	1713 INDIAN WELLS WAY	\$235.98
118-460-088	1711 INDIAN WELLS WAY	\$235.98
118-460-089	901 ARROWHEAD TER	\$235.98
118-460-090	903 ARROWHEAD TER	\$235.98
118-460-091	905 ARROWHEAD TER	\$235.98
118-460-092	907 ARROWHEAD TER	\$235.98
118-460-093	909 ARROWHEAD TER	\$235.98
118-460-094	911 ARROWHEAD TER	\$235.98
118-460-095	913 ARROWHEAD TER	\$235.98
118-460-096	915 ARROWHEAD TER	\$235.98
118-460-097	917 ARROWHEAD TER	\$235.98
118-460-098	919 ARROWHEAD TER	\$235.98
118-460-099	921 ARROWHEAD TER	\$235.98
118-460-100	923 ARROWHEAD TER	\$235.98
118-460-101	925 ARROWHEAD TER	\$235.98
118-460-102	927 ARROWHEAD TER	\$235.98
118-460-103	929 ARROWHEAD TER	\$235.98
118-460-105	926 ARROWHEAD TER	\$235.98
118-460-106	924 ARROWHEAD TER	\$235.98
118-460-107	922 ARROWHEAD TER	\$235.98
118-460-108	920 ARROWHEAD TER	\$235.98
118-460-109	918 ARROWHEAD TER	\$235.98
118-460-110	916 ARROWHEAD TER	\$235.98
118-460-111	914 ARROWHEAD TER	\$235.98
118-460-112	912 ARROWHEAD CIR	\$235.98
118-460-113	910 ARROWHEAD TER	\$235.98
118-460-114	908 ARROWHEAD TER	\$235.98
118-460-115	906 ARROWHEAD TER	\$235.98
118-460-116	904 ARROWHEAD TER	\$235.98
118-460-117	902 ARROWHEAD TER	\$235.98
118-460-118	900 ARROWHEAD TER	\$235.98
118-460-121	931 ARROWHEAD TER	\$235.98
118-470-003	1207 BUCKEYE TER	\$235.98
118-470-004	1205 BUCKEYE TER	\$235.98

City of Clayton
Community Facilities District 1990-1R
Clayton Middle School
Fiscal Year 2016/17 Special Tax Roll

APN	Situs Address	Levy
118-470-005	1203 BUCKEYE TER	\$235.98
118-470-006	1201 BUCKEYE TER	\$235.98
118-470-007	1211 BUCKEYE TER	\$235.98
118-470-008	1209 BUCKEYE TER	\$235.98
118-470-009	1213 BUCKEYE TER	\$235.98
118-470-010	1215 BUCKEYE TER	\$235.98
118-470-011	1217 BUCKEYE TER	\$235.98
118-470-012	1221 BUCKEYE TER	\$235.98
118-470-013	1223 BUCKEYE TER	\$235.98
118-470-014	1225 BUCKEYE TER	\$235.98
118-470-015	1227 BUCKEYE TER	\$235.98
118-470-016	1231 BUCKEYE TER	\$235.98
118-470-017	1233 BUCKEYE TER	\$235.98
118-470-018	1235 BUCKEYE TER	\$235.98
118-470-019	1237 BUCKEYE TER	\$235.98
118-470-020	1239 BUCKEYE TER	\$235.98
118-470-021	1241 BUCKEYE TER	\$235.98
118-470-022	1240 BUCKEYE TER	\$235.98
118-470-023	1238 BUCKEYE TER	\$235.98
118-470-024	1236 BUCKEYE TER	\$235.98
118-470-025	1234 BUCKEYE TER	\$235.98
118-470-026	1232 BUCKEYE TER	\$235.98
118-470-027	1230 BUCKEYE TER	\$235.98
118-470-028	1228 BUCKEYE TER	\$235.98
118-470-029	1226 BUCKEYE TER	\$235.98
118-470-030	1220 BUCKEYE TER	\$235.98
118-470-031	1218 BUCKEYE TER	\$235.98
118-470-032	1216 BUCKEYE TER	\$235.98
118-470-033	1214 BUCKEYE TER	\$235.98
118-470-034	1212 BUCKEYE TER	\$235.98
118-470-035	1200 BUCKEYE TER	\$235.98
118-470-036	1151 MOCCASIN CT	\$235.98
118-470-037	1153 MOCCASIN CT	\$235.98
118-470-038	1155 MOCCASIN CT	\$235.98
118-470-039	1159 MOCCASIN CT	\$235.98
118-470-040	1161 MOCCASIN CT	\$235.98
118-470-041	1163 MOCCASIN CT	\$235.98
118-470-042	1165 MOCCASIN CT	\$235.98
118-470-043	1169 MOCCASIN CT	\$235.98
118-470-044	1171 MOCCASIN CT	\$235.98
118-470-045	1173 MOCCASIN CT	\$235.98
118-470-046	1175 MOCCASIN CT	\$235.98
118-470-047	1174 MOCCASIN CT	\$235.98
118-470-048	1172 MOCCASIN CT	\$235.98
118-470-049	1170 MOCCASIN CT	\$235.98
118-470-050	1168 MOCCASIN CT	\$235.98
118-470-051	1166 MOCCASIN CT	\$235.98
118-470-052	1164 MOCCASIN CT	\$235.98

City of Clayton
Community Facilities District 1990-1R
Clayton Middle School
Fiscal Year 2016/17 Special Tax Roll

APN	Situa Address	Levy
118-470-053	1160 MOCCASIN CT	\$235.98
118-470-054	1158 MOCCASIN CT	\$235.98
118-470-055	1156 MOCCASIN CT	\$235.98
118-470-056	1154 MOCCASIN CT	\$235.98
118-470-057	1152 MOCCASIN CT	\$235.98
118-470-063	1001 FEATHER CIR	\$235.98
118-470-064	1003 FEATHER CIR	\$235.98
118-470-065	1005 FEATHER CIR	\$235.98
118-470-066	1007 FEATHER CIR	\$235.98
118-470-067	1009 FEATHER CIR	\$235.98
118-470-068	1011 FEATHER CIR	\$235.98
118-470-069	1015 FEATHER CIR	\$235.98
118-470-070	1017 FEATHER CIR	\$235.98
118-470-071	1019 FEATHER CIR	\$235.98
118-470-072	1021 FEATHER CIR	\$235.98
118-470-076	1029 FEATHER CIR	\$235.98
118-470-079	1035 FEATHER CIR	\$235.98
118-470-080	1037 FEATHER CIR	\$235.98
118-470-081	1039 FEATHER CIR	\$235.98
118-470-082	1041 FEATHER CIR	\$235.98
118-470-083	1043 FEATHER CIR	\$235.98
118-470-084	1045 FEATHER CIR	\$235.98
118-470-085	1047 FEATHER CIR	\$235.98
118-470-086	1049 FEATHER CIR	\$235.98
118-470-087	1051 FEATHER CIR	\$235.98
118-470-088	1053 FEATHER CIR	\$235.98
118-470-089	1055 FEATHER CIR	\$235.98
118-470-090	1059 FEATHER CIR	\$235.98
118-470-091	1061 FEATHER CIR	\$235.98
118-470-092	1063 FEATHER CIR	\$235.98
118-470-093	1065 FEATHER CIR	\$235.98
118-470-094	1067 FEATHER CIR	\$235.98
118-470-095	1069 FEATHER CIR	\$235.98
118-470-096	1071 FEATHER CIR	\$235.98
118-470-097	1073 FEATHER CIR	\$235.98
118-470-098	1075 FEATHER CIR	\$235.98
118-470-099	1077 FEATHER CIR	\$235.98
118-470-100	1079 FEATHER CIR	\$235.98
118-470-101	1074 FEATHER CIR	\$235.98
118-470-102	1072 FEATHER CIR	\$235.98
118-470-103	1070 FEATHER CIR	\$235.98
118-470-104	1066 FEATHER CIR	\$235.98
118-470-105	1054 FEATHER CIR	\$235.98
118-470-106	1052 FEATHER CIR	\$235.98
118-470-107	1050 FEATHER CIR	\$235.98
118-470-108	1048 FEATHER CIR	\$235.98
118-470-109	1038 FEATHER CIR	\$235.98
118-470-110	1034 FEATHER CIR	\$235.98

**City of Clayton
Community Facilities District 1990-1R
Clayton Middle School
Fiscal Year 2016/17 Special Tax Roll**

APN	Situs Address	Levy
118-470-111	1032 FEATHER CIR	\$235.98
118-470-112	1028 FEATHER CIR	\$235.98
118-470-113	1016 FEATHER CIR	\$235.98
118-470-114	1014 FEATHER CIR	\$235.98
118-470-115	1012 FEATHER CIR	\$235.98
118-470-118	1023 FEATHER CIR	\$235.98
118-470-119	1025 FEATHER CIR	\$235.98
118-470-120	1027 FEATHER CIR	\$235.98
118-470-121	1031 FEATHER CIR	\$235.98
118-470-122	1033 FEATHER CIR	\$235.98
118-480-001	100 FOREST HILL DR	\$477.44
118-480-002	102 FOREST HILL DR	\$477.44
118-480-003	104 FOREST HILL DR	\$477.44
118-480-004	106 FOREST HILL DR	\$477.44
118-480-005	108 FOREST HILL DR	\$477.44
118-480-006	110 FOREST HILL DR	\$477.44
118-480-007	112 FOREST HILL DR	\$477.44
118-480-008	114 FOREST HILL DR	\$477.44
118-480-009	116 FOREST HILL DR	\$477.44
118-480-010	118 FOREST HILL DR	\$477.44
118-480-011	120 FOREST HILL DR	\$477.44
118-480-012	121 FOREST HILL DR	\$477.44
118-480-013	119 FOREST HILL DR	\$477.44
118-480-014	117 FOREST HILL DR	\$477.44
118-480-015	115 FOREST HILL DR	\$477.44
118-480-016	113 FOREST HILL DR	\$477.44
118-480-017	111 FOREST HILL DR	\$477.44
118-480-018	109 FOREST HILL DR	\$477.44
118-480-019	105 FOREST HILL DR	\$477.44
118-480-020	103 FOREST HILL DR	\$477.44
118-480-023	1008 PEBBLE BEACH DR	\$477.44
118-480-024	1010 PEBBLE BEACH DR	\$477.44
118-480-025	1012 PEBBLE BEACH DR	\$477.44
118-480-026	1014 PEBBLE BEACH DR	\$477.44
118-480-027	1016 PEBBLE BEACH DR	\$477.44
118-480-028	1018 PEBBLE BEACH DR	\$477.44
118-480-029	1020 PEBBLE BEACH DR	\$477.44
118-480-030	1022 PEBBLE BEACH DR	\$477.44
118-480-031	1024 PEBBLE BEACH DR	\$477.44
118-480-034	1033 PEBBLE BEACH DR	\$477.44
118-480-035	1031 PEBBLE BEACH DR	\$477.44
118-480-036	1029 PEBBLE BEACH DR	\$477.44
118-480-037	1027 PEBBLE BEACH DR	\$477.44
118-480-038	1025 PEBBLE BEACH DR	\$477.44
118-480-039	1023 PEBBLE BEACH DR	\$477.44
118-480-040	1021 PEBBLE BEACH DR	\$477.44
118-480-041	1011 PEBBLE BEACH DR	\$477.44
118-480-042	1009 PEBBLE BEACH DR	\$477.44

City of Clayton
Community Facilities District 1990-1R
Clayton Middle School
Fiscal Year 2016/17 Special Tax Roll

APN	Situs Address	Levy
118-480-043	1007 PEBBLE BEACH DR	\$477.44
118-480-044	1005 PEBBLE BEACH DR	\$477.44
118-480-045	1003 PEBBLE BEACH DR	\$477.44
118-480-046	101 FOREST HILL DR	\$477.44
118-480-047	1006 PEBBLE BEACH DR	\$477.44
118-480-048	1028 PEBBLE BEACH DR	\$954.86
118-490-001	132 INVERNESS WAY	\$477.44
118-490-003	138 INVERNESS WAY	\$477.44
118-490-005	140 INVERNESS WAY	\$477.44
118-490-006	142 INVERNESS WAY	\$477.44
118-490-007	1032 PEBBLE BEACH DR	\$477.44
118-490-008	1034 PEBBLE BEACH DR	\$477.44
118-490-009	1036 PEBBLE BEACH DR	\$477.44
118-490-010	1038 PEBBLE BEACH DR	\$477.44
118-490-011	1040 PEBBLE BEACH DR	\$477.44
118-490-012	1042 PEBBLE BEACH DR	\$477.44
118-490-013	1044 PEBBLE BEACH DR	\$477.44
118-490-014	1046 PEBBLE BEACH DR	\$477.44
118-490-015	1048 PEBBLE BEACH DR	\$477.44
118-490-016	1050 PEBBLE BEACH DR	\$477.44
118-490-017	1052 PEBBLE BEACH DR	\$477.44
118-490-018	1054 PEBBLE BEACH DR	\$477.44
118-490-019	1056 PEBBLE BEACH DR	\$477.44
118-490-020	1055 PEBBLE BEACH DR	\$477.44
118-490-021	1053 PEBBLE BEACH DR	\$477.44
118-490-022	1051 PEBBLE BEACH DR	\$477.44
118-490-023	1049 PEBBLE BEACH DR	\$477.44
118-490-024	1047 PEBBLE BEACH DR	\$477.44
118-490-025	1045 PEBBLE BEACH DR	\$477.44
118-490-027	134 INVERNESS WAY	\$477.44
118-490-028	136 INVERNESS WAY	\$477.44
118-500-001	1100 PEACOCK CREEK DR	\$477.44
118-500-002	1102 PEACOCK CREEK DR	\$477.44
118-500-005	1108 PEACOCK CREEK DR	\$477.44
118-500-006	1110 PEACOCK CREEK DR	\$477.44
118-500-007	1112 PEACOCK CREEK DR	\$477.44
118-500-008	1114 PEACOCK CREEK DR	\$477.44
118-500-009	1116 PEACOCK CREEK DR	\$477.44
118-500-010	1118 PEACOCK CREEK DR	\$477.44
118-500-011	1120 PEACOCK CREEK DR	\$477.44
118-500-012	1122 PEACOCK CREEK DR	\$477.44
118-500-013	1124 PEACOCK CREEK DR	\$477.44
118-500-014	1126 PEACOCK CREEK DR	\$477.44
118-500-015	1128 PEACOCK CREEK DR	\$477.44
118-500-016	1130 PEACOCK CREEK DR	\$477.44
118-500-017	1132 PEACOCK CREEK DR	\$477.44
118-500-018	1133 PEACOCK CREEK DR	\$477.44
118-500-019	1131 PEACOCK CREEK DR	\$477.44

City of Clayton
Community Facilities District 1990-1R
Clayton Middle School
Fiscal Year 2016/17 Special Tax Roll

APN	Situs Address	Levy
118-500-020	1129 PEACOCK CREEK DR	\$477.44
118-500-021	1127 PEACOCK CREEK DR	\$477.44
118-500-022	1125 PEACOCK CREEK DR	\$477.44
118-500-023	1123 PEACOCK CREEK DR	\$477.44
118-500-024	1121 PEACOCK CREEK DR	\$477.44
118-500-025	1117 PEACOCK CREEK DR	\$477.44
118-500-026	1115 PEACOCK CREEK DR	\$477.44
118-500-027	1111 PEACOCK CREEK DR	\$477.44
118-500-028	1109 PEACOCK CREEK DR	\$477.44
118-500-029	1107 PEACOCK CREEK DR	\$477.44
118-500-030	1105 PEACOCK CREEK DR	\$477.44
118-500-031	1103 PEACOCK CREEK DR	\$477.44
118-500-032	1104 PEACOCK CREEK DR	\$477.44
118-500-033	1106 PEACOCK CREEK DR	\$477.44
118-510-001	1134 PEACOCK CREEK DR	\$477.44
118-510-002	1136 PEACOCK CREEK DR	\$477.44
118-510-003	1138 PEACOCK CREEK DR	\$477.44
118-510-004	1140 PEACOCK CREEK DR	\$477.44
118-510-005	1142 PEACOCK CREEK DR	\$477.44
118-510-006	1144 PEACOCK CREEK DR	\$477.44
118-510-007	1146 PEACOCK CREEK DR	\$477.44
118-510-008	1148 PEACOCK CREEK DR	\$477.44
118-510-009	1150 PEACOCK CREEK DR	\$477.44
118-510-010	1152 PEACOCK CREEK DR	\$477.44
118-510-011	170 BRANDYWINE PL	\$477.44
118-510-012	172 BRANDYWINE PL	\$477.44
118-510-013	174 BRANDYWINE PL	\$477.44
118-510-015	185 BRANDYWINE PL	\$477.44
118-510-016	183 BRANDYWINE PL	\$477.44
118-510-017	181 BRANDYWINE PL	\$477.44
118-510-018	179 BRANDYWINE PL	\$477.44
118-510-019	177 BRANDYWINE PL	\$477.44
118-510-020	175 BRANDYWINE PL	\$477.44
118-510-021	173 BRANDYWINE PL	\$477.44
118-510-022	1160 TORREY PINES PL	\$477.44
118-510-023	1162 TORREY PINES PL	\$477.44
118-510-024	1163 TORREY PINES PL	\$477.44
118-510-025	1161 TORREY PINES PL	\$477.44
118-510-026	1155 PEACOCK CREEK DR	\$477.44
118-510-027	1151 PEACOCK CREEK DR	\$477.44
118-510-028	164 SILVERADO CT	\$477.44
118-510-029	166 SILVERADO CT	\$477.44
118-510-030	165 SILVERADO CT	\$477.44
118-510-031	163 SILVERADO CT	\$477.44
118-510-032	1149 PEACOCK CREEK DR	\$477.44
118-510-033	1147 PEACOCK CREEK DR	\$477.44
118-510-034	1145 PEACOCK CREEK DR	\$477.44
118-510-035	154 LONE PINE CT	\$477.44

City of Clayton
Community Facilities District 1990-1R
Clayton Middle School
Fiscal Year 2016/17 Special Tax Roll

APN	Situs Address	Levy
118-510-036	156 LONE PINE CT	\$477.44
118-510-037	155 LONE PINE CT	\$477.44
118-510-038	153 LONE PINE CT	\$477.44
118-510-039	151 LONE PINE CT	\$477.44
118-510-040	1139 PEACOCK CREEK DR	\$477.44
118-510-041	1137 PEACOCK CREEK DR	\$477.44
118-510-042	1135 PEACOCK CREEK DR	\$477.44
118-530-001	1401 INDIANHEAD WAY	\$191.62
118-530-002	1403 INDIANHEAD WAY	\$191.62
118-530-003	1405 INDIANHEAD WAY	\$191.62
118-530-004	1407 INDIANHEAD WAY	\$191.62
118-530-005	1409 INDIANHEAD WAY	\$191.62
118-530-006	1411 INDIANHEAD WAY	\$191.62
118-530-007	1413 INDIANHEAD WAY	\$191.62
118-530-008	1415 INDIANHEAD WAY	\$191.62
118-530-009	1417 INDIANHEAD WAY	\$191.62
118-530-010	1419 INDIANHEAD WAY	\$191.62
118-530-011	1421 INDIANHEAD WAY	\$191.62
118-530-012	1423 INDIANHEAD WAY	\$191.62
118-530-013	1425 INDIANHEAD WAY	\$191.62
118-530-014	1427 INDIANHEAD WAY	\$191.62
118-530-015	1429 INDIANHEAD WAY	\$191.62
118-530-016	1431 INDIANHEAD WAY	\$191.62
118-530-017	1433 INDIANHEAD CIR	\$191.62
118-530-018	1435 INDIANHEAD CIR	\$191.62
118-530-019	1437 INDIANHEAD CIR	\$191.62
118-530-020	1439 INDIANHEAD CIR	\$191.62
118-530-021	1441 INDIANHEAD CIR	\$191.62
118-530-022	1443 INDIANHEAD CIR	\$191.62
118-530-023	1445 INDIANHEAD CIR	\$191.62
118-530-024	1447 INDIANHEAD CIR	\$191.62
118-530-025	1449 INDIANHEAD CIR	\$191.62
118-530-026	1451 INDIANHEAD CIR	\$191.62
118-530-027	1453 INDIANHEAD CIR	\$191.62
118-530-028	1455 INDIANHEAD CIR	\$191.62
118-530-029	1457 INDIANHEAD CIR	\$191.62
118-530-030	1459 INDIANHEAD CIR	\$191.62
118-530-031	1461 INDIANHEAD CIR	\$191.62
118-530-033	1465 INDIANHEAD CIR	\$191.62
118-530-034	1467 INDIANHEAD CIR	\$191.62
118-530-035	1469 INDIANHEAD CIR	\$191.62
118-530-036	1471 INDIANHEAD CIR	\$191.62
118-530-037	1473 INDIANHEAD CIR	\$191.62
118-530-038	1475 INDIANHEAD CIR	\$191.62
118-530-039	1477 INDIANHEAD CIR	\$191.62
118-530-040	1479 INDIANHEAD CIR	\$191.62
118-530-041	1481 INDIANHEAD CIR	\$191.62
118-530-042	1483 INDIANHEAD CIR	\$191.62

City of Clayton
Community Facilities District 1990-1R
Clayton Middle School
Fiscal Year 2016/17 Special Tax Roll

APN	Situs Address	Levy
118-530-043	1485 INDIANHEAD CIR	\$191.62
118-530-044	1487 INDIANHEAD CIR	\$191.62
118-530-045	1489 INDIANHEAD CIR	\$191.62
118-530-046	1491 INDIANHEAD CIR	\$191.62
118-530-047	1466 INDIANHEAD CIR	\$191.62
118-530-048	1464 INDIANHEAD CIR	\$191.62
118-530-049	1462 INDIANHEAD CIR	\$191.62
118-530-050	1460 INDIANHEAD CIR	\$191.62
118-530-051	1458 INDIANHEAD CIR	\$191.62
118-530-052	1456 INDIANHEAD CIR	\$191.62
118-530-056	1463 INDIANHEAD CIR	\$191.62
118-540-001	4001 HUMMINGBIRD WAY	\$274.56
118-540-002	4003 HUMMINGBIRD WAY	\$274.56
118-540-003	4005 HUMMINGBIRD WAY	\$274.56
118-540-004	4007 HUMMINGBIRD WAY	\$274.56
118-540-005	4009 HUMMINGBIRD WAY	\$274.56
118-540-006	4011 HUMMINGBIRD WAY	\$274.56
118-540-007	4013 HUMMINGBIRD WAY	\$274.56
118-540-008	4015 HUMMINGBIRD WAY	\$274.56
118-540-009	4017 HUMMINGBIRD WAY	\$274.56
118-540-010	4019 HUMMINGBIRD WAY	\$274.56
118-540-011	4021 HUMMINGBIRD WAY	\$274.56
118-540-012	4022 HUMMINGBIRD WAY	\$274.56
118-540-013	4018 HUMMINGBIRD WAY	\$274.56
118-540-014	4014 HUMMINGBIRD WAY	\$274.56
118-540-015	4010 HUMMINGBIRD WAY	\$274.56
118-540-016	4008 HUMMINGBIRD WAY	\$274.56
118-540-017	4006 HUMMINGBIRD WAY	\$274.56
118-540-018	4004 HUMMINGBIRD WAY	\$274.56
118-540-019	4002 HUMMINGBIRD WAY	\$274.56
118-540-020	5001 RAVEN WAY	\$274.56
118-540-021	5003 RAVEN WAY	\$274.56
118-540-022	5005 RAVEN WAY	\$274.56
118-540-023	5007 RAVEN WAY	\$274.56
118-540-024	5009 RAVEN WAY	\$274.56
118-540-025	5011 RAVEN WAY	\$274.56
118-540-026	4024 HUMMINGBIRD WAY	\$274.56
118-540-027	5013 RAVEN WAY	\$274.56
118-540-028	5015 RAVEN WAY	\$274.56
118-540-029	5017 RAVEN WAY	\$274.56
118-540-030	5019 RAVEN WAY	\$274.56
118-540-031	3038 WINDMILL CANYON DR	\$274.56
118-540-032	3036 WINDMILL CANYON DR	\$274.56
118-540-033	3034 WINDMILL CANYON DR	\$274.56
118-540-034	3032 WINDMILL CANYON DR	\$274.56
118-540-035	3030 WINDMILL CANYON DR	\$274.56
118-540-036	3028 WINDMILL CANYON DR	\$274.56
118-540-037	3026 WINDMILL CANYON DR	\$274.56

**City of Clayton
Community Facilities District 1990-1R
Clayton Middle School
Fiscal Year 2016/17 Special Tax Roll**

APN	Situs Address	Levy
118-540-038	3024 WINDMILL CANYON DR	\$274.56
118-540-039	3025 WINDMILL CANYON DR	\$274.56
118-540-040	3027 WINDMILL CANYON DR	\$274.56
118-540-041	3029 WINDMILL CANYON DR	\$274.56
118-540-042	3031 WINDMILL CANYON DR	\$274.56
118-540-043	3033 WINDMILL CANYON DR	\$274.56
118-540-044	3035 WINDMILL CANYON DR	\$274.56
118-540-045	3037 WINDMILL CANYON DR	\$274.56
118-540-046	3039 WINDMILL CANYON DR	\$274.56
118-540-047	3041 WINDMILL CANYON DR	\$274.56
118-540-048	3043 WINDMILL CANYON DR	\$274.56
118-540-049	3045 WINDMILL CANYON DR	\$274.56
118-540-050	3047 WINDMILL CANYON DR	\$274.56
118-540-051	3049 WINDMILL CANYON DR	\$274.56
118-540-052	3051 WINDMILL CANYON DR	\$274.56
118-540-053	3053 WINDMILL CANYON DR	\$274.56
118-540-054	5022 RAVEN WAY	\$274.56
118-540-055	5020 RAVEN WAY	\$274.56
118-540-056	5018 RAVEN WAY	\$274.56
118-540-057	5016 RAVEN WAY	\$274.56
118-540-058	5014 RAVEN WAY	\$274.56
118-540-059	5012 RAVEN WAY	\$274.56
118-540-060	5010 RAVEN WAY	\$274.56
118-540-061	5008 RAVEN WAY	\$274.56
118-540-062	5006 RAVEN WAY	\$274.56
118-540-063	5004 RAVEN WAY	\$274.56
118-540-064	5002 RAVEN WAY	\$274.56
118-540-065	5000 RAVEN WAY	\$274.56
118-550-002	610 GOLDEN EAGLE PL	\$274.56
118-550-003	608 GOLDEN EAGLE PL	\$274.56
118-550-004	606 GOLDEN EAGLE PL	\$274.56
118-550-005	604 GOLDEN EAGLE PL	\$274.56
118-550-006	602 GOLDEN EAGLE PL	\$274.56
118-550-007	501 RAVEN PL	\$274.56
118-550-008	503 RAVEN PL	\$274.56
118-550-009	505 RAVEN PL	\$274.56
118-550-010	507 RAVEN PL	\$274.56
118-550-011	509 RAVEN PL	\$274.56
118-550-012	511 RAVEN PL	\$274.56
118-550-013	513 RAVEN PL	\$274.56
118-550-014	514 RAVEN PL	\$274.56
118-550-015	512 RAVEN PL	\$274.56
118-550-016	510 RAVEN PL	\$274.56
118-550-017	508 RAVEN PL	\$274.56
118-550-018	506 RAVEN PL	\$274.56
118-550-019	504 RAVEN PL	\$274.56
118-550-020	502 RAVEN PL	\$274.56
118-550-021	401 HUMMINGBIRD PL	\$274.56

**City of Clayton
Community Facilities District 1990-1R
Clayton Middle School
Fiscal Year 2016/17 Special Tax Roll**

APN	Situs Address	Levy
118-550-022	403 HUMMINGBIRD PL	\$274.56
118-550-023	405 HUMMINGBIRD PL	\$274.56
118-550-024	407 HUMMINGBIRD PL	\$274.56
118-550-025	409 HUMMINGBIRD PL	\$274.56
118-550-026	411 HUMMINGBIRD PL	\$274.56
118-550-027	413 HUMMINGBIRD PL	\$274.56
118-550-028	418 HUMMINGBIRD PL	\$274.56
118-550-029	416 HUMMINGBIRD PL	\$274.56
118-550-030	414 HUMMINGBIRD PL	\$274.56
118-550-031	412 HUMMINGBIRD PL	\$274.56
118-550-032	410 HUMMINGBIRD PL	\$274.56
118-550-033	408 HUMMINGBIRD PL	\$274.56
118-550-034	406 HUMMINGBIRD PL	\$274.56
118-550-035	404 HUMMINGBIRD PL	\$274.56
118-550-036	402 HUMMINGBIRD PL	\$274.56
118-550-038	612 GOLDEN EAGLE PL	\$274.56
118-570-001	363 BLUE OAK LN	\$410.24
118-570-002	365 BLUE OAK LN	\$410.24
118-570-003	367 BLUE OAK LN	\$410.24
118-570-004	369 BLUE OAK LN	\$410.24
118-570-005	371 BLUE OAK LN	\$410.24
118-570-006	373 BLUE OAK LN	\$410.24
118-570-007	375 BLUE OAK LN	\$410.24
118-570-008	377 BLUE OAK LN	\$410.24
118-570-009	379 BLUE OAK LN	\$410.24
118-570-010	381 BLUE OAK LN	\$410.24
118-570-012	385 BLUE OAK LN	\$410.24
118-570-013	387 BLUE OAK LN	\$410.24
118-570-014	389 BLUE OAK LN	\$410.24
118-570-015	391 BLUE OAK LN	\$410.24
118-570-016	390 BLUE OAK LN	\$410.24
118-570-017	388 BLUE OAK LN	\$410.24
118-570-018	81 WILDCAT WAY	\$410.24
118-570-019	83 WILDCAT WAY	\$410.24
118-570-020	85 WILDCAT WAY	\$410.24
118-570-021	477 OBSIDIAN WAY	\$410.24
118-570-022	479 OBSIDIAN WAY	\$410.24
118-570-023	478 OBSIDIAN WAY	\$410.24
118-570-024	476 OBSIDIAN WAY	\$410.24
118-570-025	474 OBSIDIAN WAY	\$410.24
118-570-026	470 OBSIDIAN WAY	\$410.24
118-570-027	468 OBSIDIAN WAY	\$410.24
118-570-028	63 ANTELOPE CT	\$410.24
118-570-029	65 ANTELOPE CT	\$410.24
118-570-030	66 ANTELOPE CT	\$410.24
118-570-031	64 ANTELOPE CT	\$410.24
118-570-032	62 ANTELOPE CT	\$410.24
118-570-033	60 ANTELOPE CT	\$410.24

City of Clayton
Community Facilities District 1990-1R
Clayton Middle School
Fiscal Year 2016/17 Special Tax Roll

APN	Sitius Address	Levy
118-570-034	458 OBSIDIAN WAY	\$410.24
118-570-035	456 OBSIDIAN WAY	\$410.24
118-570-038	56 TUYSHTAK CT	\$410.24
118-570-039	54 TUYSHTAK CT	\$410.24
118-570-040	52 TUYSHTAK CT	\$410.24
118-570-041	453 OBSIDIAN WAY	\$410.24
118-570-042	455 OBSIDIAN WAY	\$410.24
118-570-043	457 OBSIDIAN WAY	\$410.24
118-570-044	459 OBSIDIAN WAY	\$410.24
118-570-045	461 OBSIDIAN WAY	\$410.24
118-570-046	463 OBSIDIAN WAY	\$410.24
118-570-047	465 OBSIDIAN WAY	\$410.24
118-570-048	467 OBSIDIAN WAY	\$410.24
118-570-049	469 OBSIDIAN WAY	\$410.24
118-570-050	471 OBSIDIAN WAY	\$410.24
118-570-051	473 OBSIDIAN WAY	\$410.24
118-570-052	84 WILDCAT WAY	\$410.24
118-570-053	380 BLUE OAK LN	\$410.24
118-570-054	376 BLUE OAK LN	\$410.24
118-570-055	374 BLUE OAK LN	\$410.24
118-570-056	372 BLUE OAK LN	\$410.24
118-570-057	370 BLUE OAK LN	\$410.24
118-570-058	368 BLUE OAK LN	\$410.24
118-570-059	366 BLUE OAK LN	\$410.24
118-570-060	362 BLUE OAK LN	\$410.24
118-570-061	383 BLUE OAK LN	\$410.24
118-570-062	53 TUYSHTAK CT	\$410.24
118-570-063	55 TUYSHTAK CT	\$410.24
118-580-001	200 CONDOR WAY	\$235.98
118-580-002	202 CONDOR WAY	\$235.98
118-580-003	204 CONDOR WAY	\$235.98
118-580-004	206 CONDOR WAY	\$235.98
118-580-005	208 CONDOR WAY	\$235.98
118-580-006	210 CONDOR WAY	\$235.98
118-580-007	212 CONDOR WAY	\$235.98
118-580-008	214 CONDOR WAY	\$235.98
118-580-009	216 CONDOR WAY	\$235.98
118-580-010	218 CONDOR WAY	\$235.98
118-580-011	220 CONDOR WAY	\$235.98
118-580-012	222 CONDOR WAY	\$235.98
118-580-013	224 CONDOR WAY	\$235.98
118-580-014	226 CONDOR WAY	\$235.98
118-580-015	5000 KELLER RIDGE DR	\$235.98
118-580-016	5002 KELLER RIDGE DR	\$235.98
118-580-017	5004 KELLER RIDGE DR	\$235.98
118-580-018	5006 KELLER RIDGE DR	\$235.98
118-580-019	5008 KELLER RIDGE DR	\$235.98
118-580-020	5010 KELLER RIDGE DR	\$235.98

City of Clayton
Community Facilities District 1990-1R
Clayton Middle School
Fiscal Year 2016/17 Special Tax Roll

APN	Situs Address	Levy
118-580-021	5012 KELLER RIDGE DR	\$235.98
118-580-022	5037 KELLER RIDGE DR	\$235.98
118-580-023	5035 KELLER RIDGE DR	\$235.98
118-580-024	5033 KELLER RIDGE DR	\$235.98
118-580-025	5031 KELLER RIDGE DR	\$235.98
118-580-026	5029 KELLER RIDGE DR	\$235.98
118-580-027	5027 KELLER RIDGE DR	\$235.98
118-580-028	5025 KELLER RIDGE DR	\$235.98
118-580-029	5023 KELLER RIDGE DR	\$235.98
118-580-030	5021 KELLER RIDGE DR	\$235.98
118-580-031	5019 KELLER RIDGE DR	\$235.98
118-580-032	5017 KELLER RIDGE DR	\$235.98
118-580-033	5015 KELLER RIDGE DR	\$235.98
118-580-034	5013 KELLER RIDGE DR	\$235.98
118-580-035	5011 KELLER RIDGE DR	\$235.98
118-590-004	4705 KELLER RIDGE DR	\$191.62
118-590-005	4707 KELLER RIDGE DR	\$191.62
118-590-006	4703 KELLER RIDGE DR	\$191.62
118-590-007	4701 KELLER RIDGE DR	\$191.62
118-590-009	4605 KELLER RIDGE DR	\$191.62
118-590-010	4607 KELLER RIDGE DR	\$191.62
118-590-011	4603 KELLER RIDGE DR	\$191.62
118-590-012	4601 KELLER RIDGE DR	\$191.62
118-590-015	4507 KELLER RIDGE DR	\$191.62
118-590-016	4505 KELLER RIDGE DR	\$191.62
118-590-017	4501 KELLER RIDGE DR	\$191.62
118-590-018	4503 KELLER RIDGE DR	\$191.62
118-590-022	4905 KELLER RIDGE DR	\$191.62
118-590-023	4907 KELLER RIDGE DR	\$191.62
118-590-024	4903 KELLER RIDGE DR	\$191.62
118-590-025	4901 KELLER RIDGE DR	\$191.62
118-590-027	4805 KELLER RIDGE DR	\$191.62
118-590-028	4807 KELLER RIDGE DR	\$191.62
118-590-029	4803 KELLER RIDGE DR	\$191.62
118-590-030	4801 KELLER RIDGE DR	\$191.62
118-600-001	905 CONDOR PL	\$191.62
118-600-002	907 CONDOR PL	\$191.62
118-600-003	903 CONDOR PL	\$191.62
118-600-004	901 CONDOR PL	\$191.62
118-600-006	807 CONDOR PL	\$191.62
118-600-007	805 CONDOR PL	\$191.62
118-600-008	801 CONDOR PL	\$191.62
118-600-009	803 CONDOR PL	\$191.62
118-600-011	705 CONDOR PL	\$191.62
118-600-012	707 CONDOR PL	\$191.62
118-600-013	703 CONDOR PL	\$191.62
118-600-014	701 CONDOR PL	\$191.62
118-600-016	607 CONDOR PL	\$191.62

**City of Clayton
Community Facilities District 1990-1R
Clayton Middle School
Fiscal Year 2016/17 Special Tax Roll**

APN	Situs Address	Levy
118-600-017	605 CONDOR PL	\$191.62
118-600-018	601 CONDOR PL	\$191.62
118-600-019	603 CONDOR PL	\$191.62
118-600-021	505 CONDOR PL	\$191.62
118-600-022	507 CONDOR PL	\$191.62
118-600-023	503 CONDOR PL	\$191.62
118-600-024	501 CONDOR PL	\$191.62
118-600-026	405 CONDOR PL	\$191.62
118-600-027	407 CONDOR PL	\$191.62
118-600-028	403 CONDOR PL	\$191.62
118-600-029	401 CONDOR PL	\$191.62
118-600-031	307 CONDOR PL	\$191.62
118-600-032	305 CONDOR PL	\$191.62
118-600-033	301 CONDOR PL	\$191.62
118-600-034	303 CONDOR PL	\$191.62
118-600-036	207 CONDOR PL	\$191.62
118-600-037	205 CONDOR PL	\$191.62
118-600-038	201 CONDOR PL	\$191.62
118-600-039	203 CONDOR PL	\$191.62
118-610-001	1947 EAGLE PEAK AVE	\$191.62
118-610-002	1945 EAGLE PEAK AVE	\$191.62
118-610-003	1941 EAGLE PEAK AVE	\$191.62
118-610-004	1943 EAGLE PEAK AVE	\$191.62
118-610-006	1925 EAGLE PEAK AVE	\$191.62
118-610-007	1927 EAGLE PEAK AVE	\$191.62
118-610-008	1923 EAGLE PEAK AVE	\$191.62
118-610-009	1921 EAGLE PEAK AVE	\$191.62
118-610-012	3905 COYOTE CIR	\$191.62
118-610-013	3907 COYOTE CIR	\$191.62
118-610-014	3903 COYOTE CIR	\$191.62
118-610-015	3901 COYOTE CIR	\$191.62
118-610-020	3805 COYOTE CIR	\$191.62
118-610-021	3807 COYOTE CIR	\$191.62
118-610-022	3803 COYOTE CIR	\$191.62
118-610-023	3801 COYOTE CIR	\$191.62
118-610-024	3707 COYOTE CIR	\$191.62
118-610-025	3705 COYOTE CIR	\$191.62
118-610-026	3701 COYOTE CIR	\$191.62
118-610-027	3703 COYOTE CIR	\$191.62
118-610-028	3605 COYOTE CIR	\$191.62
118-610-029	3607 COYOTE CIR	\$191.62
118-610-030	3603 COYOTE CIR	\$191.62
118-610-031	3601 COYOTE CIR	\$191.62
118-620-001	6001 GOLDEN EAGLE WAY	\$274.56
118-620-002	6003 GOLDEN EAGLE WAY	\$274.56
118-620-003	6005 GOLDEN EAGLE WAY	\$274.56
118-620-004	6007 GOLDEN EAGLE WAY	\$274.56
118-620-005	6009 GOLDEN EAGLE WAY	\$274.56

City of Clayton
Community Facilities District 1990-1R
Clayton Middle School
Fiscal Year 2016/17 Special Tax Roll

APN	Situs Address	Levy
118-620-006	6011 GOLDEN EAGLE WAY	\$274.56
118-620-007	6013 GOLDEN EAGLE WAY	\$274.56
118-620-008	3089 WINDMILL CANYON DR	\$274.56
118-620-009	3091 WINDMILL CANYON DR	\$274.56
118-620-010	3093 WINDMILL CANYON DR	\$274.56
118-620-011	3095 WINDMILL CANYON DR	\$274.56
118-620-012	3097 WINDMILL CANYON DR	\$274.56
118-620-013	3099 WINDMILL CANYON DR	\$274.56
118-620-014	3101 WINDMILL CANYON DR	\$274.56
118-620-015	3103 WINDMILL CANYON DR	\$274.56
118-620-016	3105 WINDMILL CANYON DR	\$274.56
118-620-017	3107 WINDMILL CANYON DR	\$274.56
118-620-018	3109 WINDMILL CANYON DR	\$274.56
118-620-019	3111 WINDMILL CANYON DR	\$274.56
118-620-020	6036 GOLDEN EAGLE WAY	\$274.56
118-620-021	6034 GOLDEN EAGLE WAY	\$274.56
118-620-022	6032 GOLDEN EAGLE WAY	\$274.56
118-620-023	6030 GOLDEN EAGLE WAY	\$274.56
118-620-024	6028 GOLDEN EAGLE WAY	\$274.56
118-620-025	6026 GOLDEN EAGLE WAY	\$274.56
118-620-026	6024 GOLDEN EAGLE WAY	\$274.56
118-620-027	6022 GOLDEN EAGLE WAY	\$274.56
118-620-028	6018 GOLDEN EAGLE WAY	\$274.56
118-620-029	7001 MOLLUK WAY	\$274.56
118-620-030	7003 MOLLUK WAY	\$274.56
118-620-031	7005 MOLLUK WAY	\$274.56
118-620-032	7007 MOLLUK WAY	\$274.56
118-620-033	7009 MOLLUK WAY	\$274.56
118-620-034	7011 MOLLUK WAY	\$274.56
118-620-035	7015 MOLLUK WAY	\$274.56
118-620-036	7019 MOLLUK WAY	\$274.56
118-620-037	7021 MOLLUK WAY	\$274.56
118-620-038	7023 MOLLUK WAY	\$274.56
118-620-039	7025 MOLLUK WAY	\$274.56
118-620-040	7027 MOLLUK WAY	\$274.56
118-620-041	7028 MOLLUK WAY	\$274.56
118-620-042	7026 MOLLUK WAY	\$274.56
118-620-043	7024 MOLLUK WAY	\$274.56
118-620-044	7022 MOLLUK WAY	\$274.56
118-620-045	7020 MOLLUK WAY	\$274.56
118-620-046	7018 MOLLUK WAY	\$274.56
118-620-047	7016 MOLLUK WAY	\$274.56
118-620-048	7014 MOLLUK WAY	\$274.56
118-620-049	7012 MOLLUK WAY	\$274.56
118-620-050	7010 MOLLUK WAY	\$274.56
118-620-051	7008 MOLLUK WAY	\$274.56
118-620-052	7006 MOLLUK WAY	\$274.56
118-620-053	7004 MOLLUK WAY	\$274.56

City of Clayton
Community Facilities District 1990-1R
Clayton Middle School
Fiscal Year 2016/17 Special Tax Roll

APN	Situs Address	Levy
118-620-054	7002 MOLLUK WAY	\$274.56
118-620-055	7000 MOLLUK WAY	\$274.56
118-620-056	5151 KELLER RIDGE DR	\$274.56
118-620-057	5153 KELLER RIDGE DR	\$274.56
118-620-058	5155 KELLER RIDGE DR	\$274.56
118-620-059	5157 KELLER RIDGE DR	\$274.56
118-620-060	5159 KELLER RIDGE DR	\$274.56
118-620-061	5161 KELLER RIDGE DR	\$274.56
118-620-062	5163 KELLER RIDGE DR	\$274.56
118-630-001	6015 GOLDEN EAGLE WAY	\$274.56
118-630-002	6017 GOLDEN EAGLE WAY	\$274.56
118-630-003	6019 GOLDEN EAGLE WAY	\$274.56
118-630-004	6021 GOLDEN EAGLE WAY	\$274.56
118-630-005	6023 GOLDEN EAGLE WAY	\$274.56
118-630-006	6025 GOLDEN EAGLE WAY	\$274.56
118-630-007	6027 GOLDEN EAGLE WAY	\$274.56
118-630-008	6031 GOLDEN EAGLE WAY	\$274.56
118-630-009	3072 WINDMILL CANYON DR	\$274.56
118-630-010	3070 WINDMILL CANYON DR	\$274.56
118-630-011	3068 WINDMILL CANYON DR	\$274.56
118-630-012	3066 WINDMILL CANYON DR	\$274.56
118-630-013	3064 WINDMILL CANYON DR	\$274.56
118-630-014	3062 WINDMILL CANYON DR	\$274.56
118-630-015	3060 WINDMILL CANYON DR	\$274.56
118-630-016	3058 WINDMILL CANYON DR	\$274.56
118-630-017	3056 WINDMILL CANYON DR	\$274.56
118-630-018	3054 WINDMILL CANYON DR	\$274.56
118-630-019	3055 WINDMILL CANYON DR	\$274.56
118-630-020	3057 WINDMILL CANYON DR	\$274.56
118-630-021	3059 WINDMILL CANYON DR	\$274.56
118-630-022	3061 WINDMILL CANYON DR	\$274.56
118-630-023	3063 WINDMILL CANYON DR	\$274.56
118-630-024	3065 WINDMILL CANYON DR	\$274.56
118-630-025	3067 WINDMILL CANYON DR	\$274.56
118-630-026	3069 WINDMILL CANYON DR	\$274.56
118-630-027	3071 WINDMILL CANYON DR	\$274.56
118-630-028	3073 WINDMILL CANYON DR	\$274.56
118-630-029	3075 WINDMILL CANYON DR	\$274.56
118-630-030	3077 WINDMILL CANYON DR	\$274.56
118-630-031	3079 WINDMILL CANYON DR	\$274.56
118-630-032	3081 WINDMILL CANYON DR	\$274.56
118-630-033	3083 WINDMILL CANYON DR	\$274.56
118-630-034	3085 WINDMILL CANYON DR	\$274.56
118-630-035	3087 WINDMILL CANYON DR	\$274.56
118-630-036	3090 WINDMILL CANYON DR	\$274.56
118-630-037	3088 WINDMILL CANYON DR	\$274.56
118-630-038	3084 WINDMILL CANYON DR	\$274.56
118-630-039	3080 WINDMILL CANYON DR	\$274.56

**City of Clayton
Community Facilities District 1990-1R
Clayton Middle School
Fiscal Year 2016/17 Special Tax Roll**

APN	Situs Address	Levy
118-630-040	3078 WINDMILL CANYON DR	\$274.56
118-640-001	5171 KELLER RIDGE DR	\$410.24
118-640-002	5173 KELLER RIDGE DR	\$410.24
118-640-003	5175 KELLER RIDGE DR	\$410.24
118-640-004	5177 KELLER RIDGE DR	\$410.24
118-640-005	5179 KELLER RIDGE DR	\$410.24
118-640-006	5181 KELLER RIDGE DR	\$410.24
118-640-007	5183 KELLER RIDGE DR	\$410.24
118-640-008	5185 KELLER RIDGE DR	\$410.24
118-640-009	5187 KELLER RIDGE DR	\$410.24
118-640-010	5189 KELLER RIDGE DR	\$410.24
118-640-011	705 ACORN DR	\$410.24
118-640-012	707 ACORN DR	\$410.24
118-640-014	711 ACORN DR	\$410.24
118-640-015	713 ACORN DR	\$410.24
118-640-016	715 ACORN DR	\$410.24
118-640-017	717 ACORN DR	\$410.24
118-640-018	719 ACORN DR	\$410.24
118-640-019	721 ACORN DR	\$410.24
118-640-020	716 ACORN DR	\$410.24
118-640-022	901 DEER PL	\$410.24
118-640-024	905 DEER PL	\$410.24
118-640-025	904 DEER PL	\$410.24
118-640-026	902 DEER PL	\$410.24
118-640-027	5188 KELLER RIDGE DR	\$410.24
118-640-028	5186 KELLER RIDGE DR	\$410.24
118-640-029	5184 KELLER RIDGE DR	\$410.24
118-640-030	8001 KELOK WAY	\$410.24
118-640-031	8003 KELOK WAY	\$410.24
118-640-032	8005 KELOK WAY	\$410.24
118-640-033	8007 KELOK WAY	\$410.24
118-640-034	81 BEAR PL	\$410.24
118-640-035	83 BEAR PL	\$410.24
118-640-036	80 BEAR PL	\$410.24
118-640-037	8011 KELOK WAY	\$410.24
118-640-038	8010 KELOK WAY	\$410.24
118-640-039	8008 KELOK WAY	\$410.24
118-640-040	8006 KELOK WAY	\$410.24
118-640-041	8004 KELOK WAY	\$410.24
118-640-042	8002 KELOK WAY	\$410.24
118-640-043	8000 KELOK WAY	\$410.24
118-640-044	5174 KELLER RIDGE DR	\$410.24
118-640-046	903 DEER PL	\$410.24
118-640-047	714 ACORN DR	\$410.24
118-640-048	709 ACORN DR	\$410.24
118-650-001	5191 KELLER RIDGE DR	\$410.24
118-650-002	9001 ELK DR	\$410.24
118-650-003	9003 ELK DR	\$410.24

**City of Clayton
Community Facilities District 1990-1R
Clayton Middle School
Fiscal Year 2016/17 Special Tax Roll**

APN	Situa Address	Levy
118-650-004	9005 ELK DR	\$410.24
118-650-005	701 ACORN DR	\$410.24
118-650-006	703 ACORN DR	\$410.24
118-650-007	908 DEER PL	\$410.24
118-650-008	906 DEER PL	\$410.24
118-650-009	801 GREY FOX PL	\$410.24
118-650-010	803 GREY FOX PL	\$410.24
118-650-011	805 GRAY FOX PL	\$410.24
118-650-012	807 GREY FOX PL	\$410.24
118-650-013	809 GREY FOX PL	\$410.24
118-650-014	806 GREY FOX PL	\$410.24
118-650-015	804 GREY FOX PL	\$410.24
118-650-016	800 GRAY FOX PL	\$410.24
118-650-017	9007 ELK DR	\$410.24
118-650-018	9009 ELK DR	\$410.24
118-650-019	9011 ELK DR	\$410.24
118-650-020	9013 ELK DR	\$410.24
118-650-021	9008 ELK DR	\$410.24
118-650-022	9006 ELK DR	\$410.24
118-650-023	9004 ELK DR	\$410.24
118-650-024	9002 ELK DR	\$410.24
118-650-025	5193 KELLER RIDGE DR	\$410.24
118-650-026	5194 KELLER RIDGE DR	\$410.24
118-650-027	5192 KELLER RIDGE DR	\$410.24
118-650-028	5190 KELLER RIDGE DR	\$410.24
118-650-029	85 BEAR PL	\$410.24
118-650-030	84 BEAR PL	\$410.24
118-650-031	82 BEAR PL	\$410.24
118-660-001	4405 COYOTE CIR	\$191.62
118-660-002	4407 COYOTE CIR	\$191.62
118-660-003	4403 COYOTE CIR	\$191.62
118-660-004	4401 COYOTE CIR	\$191.62
118-660-006	4307 COYOTE CIR	\$191.62
118-660-007	4305 COYOTE CIR	\$191.62
118-660-008	4301 COYOTE CIR	\$191.62
118-660-009	4303 COYOTE CIR	\$191.62
118-660-013	4005 COYOTE CIR	\$191.62
118-660-014	4007 COYOTE CIR	\$191.62
118-660-015	4003 COYOTE CIR	\$191.62
118-660-016	4001 COYOTE CIR	\$191.62
118-660-019	3407 COYOTE CIR	\$191.62
118-660-020	3405 COYOTE CIR	\$191.62
118-660-021	3401 COYOTE CIR	\$191.62
118-660-022	3403 COYOTE CIR	\$191.62
118-660-024	3307 COYOTE CIR	\$191.62
118-660-025	3305 COYOTE CIR	\$191.62
118-660-026	3301 COYOTE CIR	\$191.62
118-660-027	3303 COYOTE CIR	\$191.62

**City of Clayton
Community Facilities District 1990-1R
Clayton Middle School
Fiscal Year 2016/17 Special Tax Roll**

APN	Situs Address	Levy
118-660-029	3205 COYOTE CIR	\$191.62
118-660-030	3207 COYOTE CIR	\$191.62
118-660-031	3203 COYOTE CIR	\$191.62
118-660-032	3201 COYOTE CIR	\$191.62
118-660-036	2907 COYOTE CIR	\$191.62
118-660-037	2905 COYOTE CIR	\$191.62
118-660-038	2901 COYOTE CIR	\$191.62
118-660-039	2903 COYOTE CIR	\$191.62
118-660-047	4207 COYOTE CIR	\$191.62
118-660-048	4205 COYOTE CIR	\$191.62
118-660-049	4201 COYOTE CIR	\$191.62
118-660-050	4203 COYOTE CIR	\$191.62
118-660-052	4107 COYOTE CIR	\$191.62
118-660-053	4105 COYOTE CIR	\$191.62
118-660-054	4101 COYOTE CIR	\$191.62
118-660-055	4103 COYOTE CIR	\$191.62
118-660-057	3105 COYOTE CIR	\$191.62
118-660-058	3107 COYOTE CIR	\$191.62
118-660-059	3103 COYOTE CIR	\$191.62
118-660-060	3101 COYOTE CIR	\$191.62
118-660-062	3005 COYOTE CIR	\$191.62
118-660-063	3007 COYOTE CIR	\$191.62
118-660-064	3003 COYOTE CIR	\$191.62
118-660-065	3001 COYOTE CIR	\$191.62
118-660-067	3507 COYOTE CIR	\$191.62
118-660-068	3505 COYOTE CIR	\$191.62
118-660-069	3501 COYOTE CIR	\$191.62
118-660-070	3503 COYOTE CIR	\$191.62
118-660-071	3104 COYOTE CIR	\$191.62
118-660-072	3102 COYOTE CIR	\$191.62
118-660-073	3106 COYOTE CIR	\$191.62
118-660-074	3108 COYOTE CIR	\$191.62
118-660-075	3902 COYOTE CIR	\$191.62
118-660-076	3904 COYOTE CIR	\$191.62
118-660-077	3906 COYOTE CIR	\$191.62
118-660-078	3908 COYOTE CIR	\$191.62
118-660-079	4104 COYOTE CIR	\$191.62
118-660-080	4102 COYOTE CIR	\$191.62
118-660-081	4106 COYOTE CIR	\$191.62
118-660-082	4108 COYOTE CIR	\$191.62
118-670-001	8012 KELOK WAY	\$410.24
118-670-002	8014 KELOK WAY	\$410.24
118-670-003	8016 KELOK WAY	\$410.24
118-670-004	8018 KELOK WAY	\$410.24
118-670-005	8020 KELOK WAY	\$410.24
118-670-006	8022 KELOK WAY	\$410.24
118-670-007	8024 KELOK WAY	\$410.24
118-670-008	8026 KELOK WAY	\$410.24

City of Clayton
Community Facilities District 1990-1R
Clayton Middle School
Fiscal Year 2016/17 Special Tax Roll

APN	Situs Address	Levy
118-670-009	8028 KELOK WAY	\$410.24
118-670-010	8030 KELOK WAY	\$410.24
118-670-011	8032 KELOK WAY	\$410.24
118-670-012	8034 KELOK WAY	\$410.24
118-670-013	8036 KELOK WAY	\$410.24
118-670-014	8038 KELOK WAY	\$410.24
118-670-015	8040 KELOK WAY	\$410.24
118-670-016	8042 KELOK WAY	\$410.24
118-670-017	8053 KELOK WAY	\$410.24
118-670-018	8051 KELOK WAY	\$410.24
118-670-019	8049 KELOK WAY	\$410.24
118-670-020	8047 KELOK WAY	\$410.24
118-670-021	8045 KELOK WAY	\$410.24
118-670-022	8043 KELOK WAY	\$410.24
118-670-023	8041 KELOK WAY	\$410.24
118-670-024	8039 KELOK WAY	\$410.24
118-670-025	8037 KELOK WAY	\$410.24
118-670-026	5229 KELLER RIDGE DR	\$410.24
118-670-027	5227 KELLER RIDGE DR	\$410.24
118-670-028	5225 KELLER RIDGE DR	\$410.24
118-670-029	5223 KELLER RIDGE DR	\$410.24
118-670-030	5222 KELLER RIDGE DR	\$410.24
118-670-031	5224 KELLER RIDGE DR	\$410.24
118-670-032	5226 KELLER RIDGE DR	\$410.24
118-670-033	5230 KELLER RIDGE DR	\$410.24
118-670-034	8027 KELOK WAY	\$410.24
118-670-035	8025 KELOK WAY	\$410.24
118-670-036	8023 KELOK WAY	\$410.24
118-670-037	8021 KELOK WAY	\$410.24
118-670-038	8019 KELOK WAY	\$410.24
118-670-039	8017 KELOK WAY	\$410.24
118-670-040	90 KELOK CT	\$410.24
118-670-041	92 KELOK CT	\$410.24
118-670-042	94 KELOK WAY	\$410.24
118-670-043	8015 KELOK WAY	\$410.24
118-670-044	8013 KELOK WAY	\$410.24
118-680-001	5221 KELLER RIDGE DR	\$410.24
118-680-002	5219 KELLER RIDGE DR	\$410.24
118-680-003	5217 KELLER RIDGE DR	\$410.24
118-680-004	5215 KELLER RIDGE DR	\$410.24
118-680-005	5213 KELLER RIDGE DR	\$410.24
118-680-006	5211 KELLER RIDGE DR	\$410.24
118-680-007	5209 KELLER RIDGE DR	\$410.24
118-680-008	5207 KELLER RIDGE DR	\$410.24
118-680-009	5205 KELLER RIDGE DR	\$410.24
118-680-010	5203 KELLER RIDGE DR	\$410.24
118-680-011	5201 KELLER RIDGE DR	\$410.24
118-680-012	5199 KELLER RIDGE DR	\$410.24

City of Clayton
Community Facilities District 1990-1R
Clayton Middle School
Fiscal Year 2016/17 Special Tax Roll

APN	Situs Address	Levy
118-680-013	5197 KELLER RIDGE DR	\$410.24
118-680-014	5195 KELLER RIDGE DR	\$410.24
118-680-015	5198 KELLER RIDGE DR	\$410.24
118-680-016	5200 KELLER RIDGE DR	\$410.24
118-680-017	5202 KELLER RIDGE DR	\$410.24
118-680-018	5204 KELLER RIDGE DR	\$410.24
118-680-019	5206 KELLER RIDGE DR	\$410.24
118-680-020	5208 KELLER RIDGE DR	\$410.24
118-680-021	5210 KELLER RIDGE DR	\$410.24
118-680-022	5212 KELLER RIDGE DR	\$410.24
118-680-023	5214 KELLER RIDGE DR	\$410.24
118-680-024	5216 KELLER RIDGE DR	\$410.24
118-680-025	5218 KELLER RIDGE DR	\$410.24
118-680-026	5220 KELLER RIDGE DR	\$410.24
Totals:	1,358 Parcels	\$401,798.58



City of Clayton

Community Facilities District No. 1990-1R

2007 Special Tax Revenue Refunding Bonds

Middle School

Annual Report

June 2016

Main Office

32605 Temecula Parkway, Suite 100
Temecula, CA 92592

Toll free: 800.676.7516 Fax: 951.296.1998

Regional Office

870 Market Street, Suite 1223
San Francisco, CA 94102

Toll free: 800.434.8349 Fax: 415.391.8439

Attachment 3

CITY OF CLAYTON
6000 Heritage Trail
Clayton, California 94517
Phone – 925.673.7300
Fax – 925.672.4917

City Staff

Gary Napper, City Manager
Kevin Mizuno, Finance Manager

Bond Counsel

James L. Copeland
Sidley Austin
San Francisco, California
415.772.1200

Paying Agent

Myrna Presto-Choroski
U.S. Bank Trust, N.A.
San Francisco, California
415.677.3599

Underwriter

Piper Jaffray Inc.
San Francisco, California
415.984.5170

Special Tax Administrator

NBS

Tim Seufert, Client Services Director
Greg Davidson, Director
Kristin Harvey, Senior Consultant
Darrylanne Zarate, Financial Analyst

EXECUTIVE SUMMARY/SPECIAL ISSUES

General Information Summary

Maturity Date	2016/17 Levy	Parcel Count	Delinquency Rate(1)	Assessed Value(2)	Outstanding Principal(3)	Value to Outstanding Principal Ratio(4)
9/2/2022	\$401,798.58	1,358	1.84%	\$720,372,966.00	\$2,400,000.00	300.15:1

(1) Delinquency Rate for Fiscal Year 2015/16.

(2) The Assessed Value for all active parcels within the District as of January 1, 2016.

(3) Outstanding principal after the Fiscal Year 2015/16 debt service has been paid.

(4) Assessed Value as of January 1, 2016 of all active parcels, divided by the outstanding principal for the District after the Fiscal Year 2015/16 debt service has been paid.

The Community Facilities District No. 1990-1 Special Tax Bonds were refunded in 1997 by the Clayton Financing Authority 1997 Special Tax Revenue Refunding Bonds. In 2007, the Clayton Financing Authority refunded the 1997 Special Tax Revenue Bonds with the issuance of the 2007 Special Tax Revenue Refunding Bonds.

All taxable parcels within the District are levied a Special Tax of 64.30% of their respective Maximum Special Tax Rate for Fiscal Year 2016/17. A credit in the amount of \$133,485.52 was applied to the Fiscal Year 2016/17 Special Tax Levy. This credit includes \$65,308.98 based on annual Debt Service cash flow between the 2007 Special Tax Revenue Refunding Bonds and CFD 1990-1R Local Obligation bonds and \$68,176.54 based on available district funds.

The delinquency rate for the District was 1.84% for Fiscal Year 2015/16. With the City's authorization, NBS sent reminder and demand letters to delinquent property owners. NBS recommends the City continue to take delinquency management action by sending letters to delinquent property owners in order to maintain a low delinquency rate.

TABLE OF CONTENTS

EXECUTIVE SUMMARY/SPECIAL ISSUES

1. FUND ANALYSIS	1-1
1.1. Fund Balances.....	1-1
1.2. Acquisition and Construction Fund Analysis	1-1
1.3. Reserve Fund.....	1-2
1.4. Revenue Fund	1-2
1.5. Special Tax Fund.....	1-3
1.6. Rebate Fund.....	1-3
2. 2016/17 LEVY	2-1
2.1. Special Tax Spread	2-1
2.2. Annual Levy Components.....	2-1
2.3. Levy Summary.....	2-2
3. DELINQUENCY MANAGEMENT	3-1
3.1. Delinquency Summary.....	3-1
3.2. Foreclosure Covenant	3-1
3.3. Teeter Plan Participation & County Revenue Apportionment Schedule	3-2
3.4. Delinquency Summary Report.....	3-2
4. DEBT SERVICE SCHEDULE	4-1
5. RATE AND METHOD OF APPORTIONMENT	5-1
5.1. Special Tax Formula.....	5-1
5.2. Residence Special Tax	5-1
5.3. Residential Land Special Tax	5-2
6. BACKGROUND INFORMATION	6-1
6.1. Project Description.....	6-1
6.2. Resolution	6-1
6.3. Boundary Map	6-2
7. DELINQUENCY DETAIL	7-1
8. 2016/17 SPECIAL TAX ROLL	8-1

1. FUND ANALYSIS

1.1. Fund Balances

Fund balances as of June 30, 2016 for the District are shown in the following table:

Fund Name	Fund Balance
Acquisition & Construction ⁽¹⁾	\$0.00
Reserve Fund ⁽¹⁾	251,990.00
Revenue Funds ⁽¹⁾	0.00
Special Tax Fund ⁽¹⁾⁽²⁾	2,893,848.00
Rebate Fund	0.00
City Held Funds ⁽³⁾	393,400.00
Total	\$3,539,238.00

(1) Funds are held by the Clayton Financing Authority.

(2) The Special Tax Fund includes the Redemption Account, Redemption Account Refunding, Bond Reserve Account and Expense Account.

(3) Projected June 30, 2016 fund balance.

1.2. Acquisition and Construction Fund Analysis

The Acquisition and Construction Fund is created upon formation of the District. All bond proceeds not associated with the financing and administrative costs of the bond issuance are deposited in this Fund to pay for the improvements to be constructed and/or acquired. Once the project has been completed, any remaining balance in the Fund must be treated in accordance with the Bond Indenture.

Some of the requirements of the Act are handled at the formation (bond issuance) of the District and others are handled through annual reports. This section of the report intends to comply with Section 53411 of the California Government Code that states:

"The chief fiscal officer of the issuing local agency shall file a report with its governing body no later than January 1, 2002, and at least once a year thereafter. The annual report shall contain all of the following:

(a) The amount of funds collected and expended.

(b) The status of any project required or authorized to be funded as identified in subdivision (a) of Section 53410."

All money in the Acquisition and Construction Fund is used for payment of the acquisition and construction of the authorized facilities of the District. The improvements have been completed and there are no remaining amounts within the Acquisition and Construction Fund.

1.3. Reserve Fund

Moneys in the Reserve Fund shall be used by the Fiscal Agent solely for the purpose of paying the interest on or principal of or redemption premiums, if any on the bonds in the event there is insufficient money in the Redemption Account available for these purposes. In such case, the Reserve Fund is to be replenished up to the Reserve Requirement as soon as funds become available. Excess funds in the Reserve Fund shall be transferred to the Redemption Account for use in payment of Bond debt service.

The Reserve Fund was established at the time the original bonds were issued. As a result of the refunding, a Reserve Fund is held by the Clayton Financing Authority for the new issue of bonds.

The initial deposit to the Reserve Fund was \$251,982.51 for the 2007 Special Tax Revenue Refunding Bonds. The remaining funds, in the amount of \$206,168.51, are secured by a Qualified Reserve Fund Credit instrument in a form of a surety bond issued by Ambac Assurance Corporation at the time of issuance of the Bonds.

The Reserve Requirement is defined as an amount equal to the least of: (i) 10% of the initial principal amount of the Bonds, (ii) maximum annual debt service on the outstanding Bonds, or (iii) 125% of the average annual debt service on the outstanding Bonds, provided that in no event shall the Reserve Requirement exceed \$458,150.02.

1.4. Revenue Fund

The Revenue Fund consists of the Interest Account and Principal Account. In accordance with the Bond Indenture, the trustee shall deposit all revenues received after the closing date (defined as June 7, 2007) to the Revenue Fund and shall apply amounts in the Revenue Fund as follows.

On each interest payment date and date for redemption of the Bonds, the trustee shall transfer from the Revenue Fund, and deposit into the following respective accounts for the Bonds, the following amounts in the following order of priority, the requirements of each such account (including the making up of delinquencies in any such account resulting from lack of revenue sufficient to make any earlier required deposit) at the time of deposit to be satisfied before any transfer is made to any account subsequent in priority:

- (a) Interest Account
- (b) Principal Account
- (c) Reserve Fund

On each interest payment date after making the transfers required above, upon receipt of a request of the Authority to do so, the trustee shall transfer from the Revenue Fund to the Rebate Fund for deposit in the accounts therein the amounts specified in such request.

On September 2 of each year, after making the deposits required above, the trustee shall transfer all amounts remaining on deposit in the Revenue Fund to the Surplus Fund.

1.5. Special Tax Fund

All money in the Special Tax Fund shall be set aside in the following respective accounts within the Special Tax Fund in the following order of priority, and all money in each of such accounts shall be applied, used and withdrawn only for the purposes authorized in the Fiscal Agent Agreement:

- (a) Redemption Account,
- (b) Reserve Account,
- (c) Expenses Account, and
- (d) Prepayment Account.

1.6. Rebate Fund

The City has covenanted to comply with all of the requirements of Section 148 of the Internal Revenue Code (the "Code") relating to the calculation and payment of any arbitrage rebate amount. Section 148 requires that the specific exceptions, any interest earnings in excess of the bond yield for each bond issue must be rebated to the IRS.

The following table shows the date of the most recent calculation, and the amount of liability (if any):

Most Recent Calculation As of Date	Liability
September 2, 2015	(\$32,428.08)

2. 2016/17 LEVY

2.1. Special Tax Spread

All taxable parcels within the District were levied a Special Tax of 64.30% of their respective Maximum Special Tax for Fiscal Year 2016/17. The following table provides the Special Tax Levy breakdown for the District for 2016/17.

Total Amount Levied	Maximum Special Tax	Percentage of Maximum
\$401,798.58	\$624,874.00	64.30%

2.2. Annual Levy Components

Pursuant to the California Government Code, administrative expenses are identified by consultation with City staff to ensure that the District is self-supporting and is not being subsidized by the City's General Fund.

NBS assists the City with identifying and recovering the following general costs:

- **Agency administrative costs.** This includes the value of City staff time spent on the administration of the District, calculated by using a fully-loaded salary rate that includes benefits and overhead costs. Any City expenses that have been incurred, such as copying and mailing expenses, are also recovered as part of this calculation.
- **Trustee or Paying Agent costs.** Includes the total of Trustee/Paying Agent charges to the City for the annual processing of payments to the bondholders, as well as registration and transfer functions that have been performed.
- **County Auditor-Controller collection fees.** Fees charged by the County Auditor-Controller to place the Special Tax installments on the tax roll each year are identified and recovered.
- **Arbitrage Rebate calculation costs.** Includes all fees and costs associated with the calculation of the District's arbitrage rebate amount in compliance with Internal Revenue Service Arbitrage Rebate Requirements.
- **SEC-required disclosure costs.** Administrative costs related to compliance with the Securities and Exchange Commission's requirements for continuing disclosure and dissemination of material events occurring within the District.
- **Administration costs.** Also fully recoverable are the costs incurred by NBS, as the administrator, in the year-round administration of the District, which includes the preparation of the annual levy, ongoing reporting to the City, and the tracking of activity within the District such as Special Tax prepayments, installment payments and parcel changes.
- **Delinquency Management charges.** The cost of any delinquency management actions taken on behalf of parcels with delinquencies, including the mailing of reminder, demand and/or foreclosure letters, and the work associated with the initiation of judicial foreclosure as required by the bond covenants.
- **Manual adjustments.** If special circumstances are discovered, credits and/or charges are made as necessary to the annual Special Tax installment amount for the specific parcels affected by the situation.

- NBS analyzes the fund balances each year. Interest earnings and/or surplus funds that exist may be applied to the annual levy as a credit to reduce each parcel's annual installment. These balances must also be closely monitored to prevent violations of IRS arbitrage regulations.

2.3. Levy Summary

The following table summarizes the components that make up the 2016/17 Levy for the District. Information from the 2015/16 Levy is also included for comparison purposes.

City of Clayton
Community Facilities District 1990-1R
Final Budget for Fiscal Year 2016/17

Category/Item	FY 2016/17	FY 2015/16	Increase / (Decrease)
Debt Service	\$498,072.00	\$492,621.48	\$5,450.52
Admin. Expenses	37,043.56	36,208.12	835.44
Miscellaneous	(133,316.98)	(123,027.92)	(10,289.06)
Grand Total:	\$401,798.58	\$405,801.68	(\$4,003.10)
Total Accounts:	1,358	1,358	0

The Grand Total may be reduced by county collection fees if the county retains such fees from the apportionment of funds.

Budget Notes:

Redemption Fund credit includes \$65,308.98 based on annual Debt Service cash flow between the 2007 Special Tax Revenue Refunding Bonds and CFD 1990-1R Local Obligation bonds and \$68,176.54 based on available district funds.

3. DELINQUENCY MANAGEMENT

3.1. Delinquency Summary

The following table shows the Fiscal Year 2015/16 delinquency rate for the District:

2015/16 Levy	2015/16 Delinquencies	2015/16 Delinquency Rate	Delinquency Management Steps Taken
\$405,801.68	\$7,480.10	1.84%	Reminder and Demand Letters sent

NBS monitors the delinquency rate and reviews the delinquency situation after each payment date. With the City's authorization, NBS sent reminder and demand letters to delinquent property owners.

Refer to Section 7 of this report for the Delinquency Detail Report for the District.

3.2. Foreclosure Covenant

The City has covenanted that it will initiate judicial foreclosure against parcels with Special Tax delinquencies. In today's environment of higher delinquency rates and greater bondholder scrutiny of City activities, any non-compliance with foreclosure covenants may expose the City to bondholder lawsuits.

NBS assists the City by providing a comprehensive delinquency management program including discussion of the issuer's foreclosure covenant, providing delinquency information from the County's redemption tapes, and coordinating with the City on the necessary steps required to implement a delinquency management policy. Once a policy is established, City compliance is easier to document and complaints from affected parcel owners can be minimized by showing the City's even-handed, unbiased covenant enforcement.

The foreclosure covenant is defined as follows:

The City has covenanted that it will review the public records of the county relating to the collection of the Special Tax annually on or before June 1 in order to determine the delinquencies within the District. If the Special Tax delinquency rate is greater than 5%, the City shall commence judicial foreclosure proceedings within 30 days. In addition, the City has covenanted to commence judicial foreclosure proceedings against any property owner with a combined delinquency of \$25,000 or more.

3.3. Teeter Plan Participation & County Revenue Apportionment Schedule

The District participates in the Contra Costa County Teeter Plan. Details of the apportionment of funds from the County to the City are provided below.

County Revenue Apportionment Schedule

Date	Percentage Apportioned
12/15	55%
4/15	40%
6/25	5%

3.4. Delinquency Summary Report

The following pages summarize delinquencies for the 2015/16 and prior fiscal years.

City of Clayton
Delinquency Summary Report

As of: 06/14/2016

District	Due Date	Billed Amount	Paid Amount	Delinquent Amount	Delinquent Amount %	Billed Installments	Paid Installments	Delinquent Installments	Delinquent Installments %
CFD1990-1R									
08/01/1997 Billing:									
	12/10/1997	\$283,581.00	\$283,581.00	\$0.00	0.00%	1,256	1,256	0	0.00%
	04/10/1998	\$283,581.00	\$283,581.00	\$0.00	0.00%	1,256	1,256	0	0.00%
	Subtotal:	\$567,162.00	\$567,162.00	\$0.00	0.00%	2,512	2,512	0	0.00%
08/01/1998 Billing:									
	12/10/1998	\$299,009.88	\$299,009.88	\$0.00	0.00%	1,357	1,357	0	0.00%
	04/10/1999	\$299,009.88	\$299,009.88	\$0.00	0.00%	1,357	1,357	0	0.00%
	Subtotal:	\$598,019.76	\$598,019.76	\$0.00	0.00%	2,714	2,714	0	0.00%
08/01/1999 Billing:									
	12/10/1999	\$312,437.00	\$312,437.00	\$0.00	0.00%	1,358	1,358	0	0.00%
	04/10/2000	\$312,437.00	\$312,437.00	\$0.00	0.00%	1,358	1,358	0	0.00%
	Subtotal:	\$624,874.00	\$624,874.00	\$0.00	0.00%	2,716	2,716	0	0.00%
08/01/2000 Billing:									
	12/10/2000	\$269,276.64	\$269,276.64	\$0.00	0.00%	1,358	1,358	0	0.00%
	04/10/2001	\$269,276.64	\$269,276.64	\$0.00	0.00%	1,358	1,358	0	0.00%
	Subtotal:	\$538,553.28	\$538,553.28	\$0.00	0.00%	2,716	2,716	0	0.00%
08/01/2001 Billing:									
	12/10/2001	\$271,004.12	\$271,004.12	\$0.00	0.00%	1,358	1,358	0	0.00%
	04/10/2002	\$271,004.12	\$271,004.12	\$0.00	0.00%	1,358	1,358	0	0.00%
	Subtotal:	\$542,008.24	\$542,008.24	\$0.00	0.00%	2,716	2,716	0	0.00%
08/01/2002 Billing:									
	12/10/2002	\$270,571.30	\$270,571.30	\$0.00	0.00%	1,358	1,358	0	0.00%
	04/10/2003	\$270,571.30	\$270,571.30	\$0.00	0.00%	1,358	1,358	0	0.00%
	Subtotal:	\$541,142.60	\$541,142.60	\$0.00	0.00%	2,716	2,716	0	0.00%
08/01/2003 Billing:									
	12/10/2003	\$271,552.81	\$271,552.81	\$0.00	0.00%	1,358	1,358	0	0.00%
	04/10/2004	\$271,552.81	\$271,552.81	\$0.00	0.00%	1,358	1,358	0	0.00%
	Subtotal:	\$543,105.62	\$543,105.62	\$0.00	0.00%	2,716	2,716	0	0.00%

City of Clayton
Delinquency Summary Report
As of: 06/14/2016

District	Due Date	Billed Amount	Paid Amount	Delinquent Amount	Delinquent Amount %	Billed Installments	Paid Installments	Delinquent Installments	Delinquent Installments %
CFD1990-1R									
08/01/2004 Billing:									
	12/10/2004	\$269,663.04	\$269,663.04	\$0.00	0.00%	1,358	1,358	0	0.00%
	04/10/2005	\$269,663.04	\$269,663.04	\$0.00	0.00%	1,358	1,358	0	0.00%
	Subtotal:	\$539,326.08	\$539,326.08	\$0.00	0.00%	2,716	2,716	0	0.00%
08/01/2005 Billing:									
	12/10/2005	\$270,437.60	\$270,437.60	\$0.00	0.00%	1,358	1,358	0	0.00%
	04/10/2006	\$270,437.60	\$270,437.60	\$0.00	0.00%	1,358	1,358	0	0.00%
	Subtotal:	\$540,875.20	\$540,875.20	\$0.00	0.00%	2,716	2,716	0	0.00%
08/01/2006 Billing:									
	12/10/2006	\$270,519.66	\$270,519.66	\$0.00	0.00%	1,358	1,358	0	0.00%
	04/10/2007	\$270,519.66	\$270,519.66	\$0.00	0.00%	1,358	1,358	0	0.00%
	Subtotal:	\$541,039.32	\$541,039.32	\$0.00	0.00%	2,716	2,716	0	0.00%
08/01/2007 Billing:									
	12/10/2007	\$254,356.75	\$254,356.75	\$0.00	0.00%	1,358	1,358	0	0.00%
	04/10/2008	\$254,356.75	\$254,356.75	\$0.00	0.00%	1,358	1,358	0	0.00%
	Subtotal:	\$508,713.50	\$508,713.50	\$0.00	0.00%	2,716	2,716	0	0.00%
08/01/2008 Billing:									
	12/10/2008	\$272,919.45	\$272,919.45	\$0.00	0.00%	1,358	1,358	0	0.00%
	04/10/2009	\$272,919.45	\$272,919.45	\$0.00	0.00%	1,358	1,358	0	0.00%
	Subtotal:	\$545,838.90	\$545,838.90	\$0.00	0.00%	2,716	2,716	0	0.00%
08/01/2009 Billing:									
	12/10/2009	\$277,213.42	\$277,213.42	\$0.00	0.00%	1,358	1,358	0	0.00%
	04/10/2010	\$277,213.42	\$277,213.42	\$0.00	0.00%	1,358	1,358	0	0.00%
	Subtotal:	\$554,426.84	\$554,426.84	\$0.00	0.00%	2,716	2,716	0	0.00%
08/01/2010 Billing:									
	12/10/2010	\$274,092.57	\$274,092.57	\$0.00	0.00%	1,358	1,358	0	0.00%
	04/10/2011	\$274,092.57	\$274,092.57	\$0.00	0.00%	1,358	1,358	0	0.00%
	Subtotal:	\$548,185.14	\$548,185.14	\$0.00	0.00%	2,716	2,716	0	0.00%

City of Clayton
Delinquency Summary Report
As of: 06/14/2016

District	Due Date	Billed Amount	Paid Amount	Delinquent Amount	Delinquent Amount %	Billed Installments	Paid Installments	Delinquent Installments	Delinquent Installments %
CFD1990-1R									
08/01/2011 Billing:									
	12/10/2011	\$238,015.42	\$238,015.42	\$0.00	0.00%	1,358	1,358	0	0.00%
	04/10/2012	\$238,015.42	\$238,015.42	\$0.00	0.00%	1,358	1,358	0	0.00%
	Subtotal:	\$476,030.84	\$476,030.84	\$0.00	0.00%	2,716	2,716	0	0.00%
08/01/2012 Billing:									
	12/10/2012	\$228,393.86	\$228,284.94	\$108.92	0.05%	1,358	1,357	1	0.07%
	04/10/2013	\$228,393.86	\$228,284.94	\$108.92	0.05%	1,358	1,357	1	0.07%
	Subtotal:	\$456,787.72	\$456,569.88	\$217.84	0.05%	2,716	2,714	2	0.07%
08/01/2013 Billing:									
	12/10/2013	\$217,137.99	\$217,034.44	\$103.55	0.05%	1,358	1,357	1	0.07%
	04/10/2014	\$217,137.99	\$217,034.44	\$103.55	0.05%	1,358	1,357	1	0.07%
	Subtotal:	\$434,275.98	\$434,068.88	\$207.10	0.05%	2,716	2,714	2	0.07%
08/01/2014 Billing:									
	12/10/2014	\$204,903.64	\$204,805.92	\$97.72	0.05%	1,358	1,357	1	0.07%
	04/10/2015	\$204,903.64	\$204,805.92	\$97.72	0.05%	1,358	1,357	1	0.07%
	Subtotal:	\$409,807.28	\$409,611.84	\$195.44	0.05%	2,716	2,714	2	0.07%
08/01/2015 Billing:									
	12/10/2015	\$202,900.84	\$201,530.42	\$1,370.42	0.68%	1,358	1,348	10	0.74%
	04/10/2016	\$202,900.84	\$196,791.16	\$6,109.68	3.01%	1,358	1,317	41	3.02%
	Subtotal:	\$405,801.68	\$398,321.58	\$7,480.10	1.84%	2,716	2,665	51	1.88%
CFD1990-1R	Total:	\$9,915,973.98	\$9,907,873.50	\$8,100.48	0.08 %	51,398	51,341	57	0.11 %
Agency Grand Total:		\$9,915,973.98	\$9,907,873.50	\$8,100.48	0.08%	51,398	51,341	57	0.11%

4. DEBT SERVICE SCHEDULE

The following pages show the scheduled debt service payments for the District, including the Revenue Bonds.

City of Clayton
Community Facilities District 1990-1R
Current Debt Service Schedule

Bonds Dated: 11/19/1997

Bonds Issued: \$6,400,000.00

Payment Date	CUSIP	Interest Rate	Balance	Principal	Interest	Payment Total	Annual Total	Call Premium	Status
03/02/1998		6.5030%	\$6,400,000.00	\$0.00	\$119,077.16	\$119,077.16	\$0.00	3.0000%	Paid
09/02/1998		6.5030	6,400,000.00	.00	208,096.00	208,096.00	327,173.16	3.0000	Paid
03/02/1999		6.5030	6,400,000.00	.00	208,096.00	208,096.00	.00	3.0000	Paid
09/02/1999		6.5030	6,400,000.00	199,000.00	208,096.00	407,096.00	615,192.00	3.0000	Paid
03/02/2000		6.5030	6,201,000.00	.00	201,625.52	201,625.52	.00	3.0000	Paid
09/02/2000		6.5030	6,201,000.00	217,000.00	201,625.52	418,625.52	620,251.04	3.0000	Paid
03/02/2001		6.5030	5,984,000.00	.00	194,569.76	194,569.76	.00	3.0000	Paid
09/02/2001		6.5030	5,984,000.00	130,000.00	194,569.76	324,569.76	519,139.52	3.0000	Paid
03/02/2002		6.5030	5,854,000.00	.00	190,342.81	190,342.81	.00	3.0000	Paid
09/02/2002		6.5030	5,854,000.00	141,000.00	190,342.81	331,342.81	521,685.62	3.0000	Paid
03/02/2003		6.5030	5,713,000.00	.00	185,758.20	185,758.20	.00	3.0000	Paid
09/02/2003		6.5030	5,713,000.00	148,000.00	185,758.20	333,758.20	519,516.40	3.0000	Paid
03/02/2004		6.5030	5,565,000.00	.00	180,945.98	180,945.98	.00	3.0000	Paid
09/02/2004		6.5030	5,565,000.00	159,000.00	180,945.98	339,945.98	520,891.96	3.0000	Paid
03/02/2005		6.5030	5,406,000.00	.00	175,776.09	175,776.09	.00	3.0000	Paid
09/02/2005		6.5030	5,406,000.00	165,000.00	175,776.09	340,776.09	516,552.18	3.0000	Paid
03/02/2006		6.5030	5,241,000.00	.00	170,411.12	170,411.12	.00	3.0000	Paid
09/02/2006		6.5030	5,241,000.00	176,000.00	170,411.12	346,411.12	516,822.24	3.0000	Paid
03/02/2007		6.5030	5,065,000.00	.00	164,688.48	164,688.48	.00	3.0000	Paid
09/02/2007		6.5030	5,065,000.00	187,000.00	164,688.48	351,688.48	516,376.96	3.0000	Paid
03/02/2008		6.5030	4,878,000.00	.00	158,608.17	158,608.17	.00	3.0000	Paid
09/02/2008		6.5030	4,878,000.00	203,000.00	158,608.17	361,608.17	520,216.34	2.0000	Paid
03/02/2009		6.5030	4,675,000.00	.00	152,007.63	152,007.63	.00	2.0000	Paid
09/02/2009		6.5030	4,675,000.00	214,000.00	152,007.63	366,007.63	518,015.26	1.0000	Paid
03/02/2010		6.5030	4,461,000.00	.00	145,049.42	145,049.42	.00	1.0000	Paid
09/02/2010		6.5030	4,461,000.00	230,000.00	145,049.42	375,049.42	520,098.84	0.0000	Paid
03/02/2011		6.5030	4,231,000.00	.00	137,570.97	137,570.97	.00	0.0000	Paid
09/02/2011		6.5030	4,231,000.00	241,000.00	137,570.97	378,570.97	.00	0.0000	Paid
09/02/2011		0.0000	3,990,000.00	190,000.00	.00	190,000.00	706,141.94	0.0000	Bond Call
03/02/2012		6.5030	3,800,000.00	.00	123,557.00	123,557.00	.00	0.0000	Paid
09/02/2012		6.5030	3,800,000.00	246,000.00	123,557.00	369,557.00	493,114.00	0.0000	Paid
03/02/2013		6.5030	3,554,000.00	.00	115,558.31	115,558.31	.00	0.0000	Paid
09/02/2013		6.5030	3,554,000.00	261,000.00	115,558.31	376,558.31	492,116.62	0.0000	Paid
03/02/2014		6.5030	3,293,000.00	.00	107,071.90	107,071.90	.00	0.0000	Paid
09/02/2014		6.5030	3,293,000.00	281,000.00	107,071.90	388,071.90	495,143.80	0.0000	Paid
03/02/2015		6.5030	3,012,000.00	.00	97,935.18	97,935.18	.00	0.0000	Paid
09/02/2015		6.5030	3,012,000.00	296,000.00	97,935.18	393,935.18	491,870.36	0.0000	Paid
03/02/2016		6.5030	2,716,000.00	.00	88,310.74	88,310.74	.00	0.0000	Paid
09/02/2016		6.5030	2,716,000.00	316,000.00	88,310.74	404,310.74	492,621.48	0.0000	Unpaid
03/02/2017		6.5030	2,400,000.00	.00	78,036.00	78,036.00	.00	0.0000	Unpaid
09/02/2017		6.5030	2,400,000.00	342,000.00	78,036.00	420,036.00	498,072.00	0.0000	Unpaid
03/02/2018		6.5030	2,058,000.00	.00	66,915.87	66,915.87	.00	0.0000	Unpaid
09/02/2018		6.5030	2,058,000.00	362,000.00	66,915.87	428,915.87	495,831.74	0.0000	Unpaid
03/02/2019		6.5030	1,696,000.00	.00	55,145.44	55,145.44	.00	0.0000	Unpaid
09/02/2019		6.5030	1,696,000.00	383,000.00	55,145.44	438,145.44	493,290.88	0.0000	Unpaid
03/02/2020		6.5030	1,313,000.00	.00	42,692.20	42,692.20	.00	0.0000	Unpaid

City of Clayton
Community Facilities District 1990-1R
Current Debt Service Schedule

Bonds Dated: 11/19/1997

Bonds Issued: \$6,400,000.00

Payment Date	CUSIP	Interest Rate	Balance	Principal	Interest	Payment Total	Annual Total	Call Premium	Status
09/02/2020		6.5030	1,313,000.00	409,000.00	42,692.20	451,692.20	494,384.40	0.0000	Unpaid
03/02/2021		6.5030	904,000.00	.00	29,393.56	29,393.56	.00	0.0000	Unpaid
09/02/2021		6.5030	904,000.00	434,000.00	29,393.56	463,393.56	492,787.12	0.0000	Unpaid
03/02/2022		6.5030	470,000.00	.00	15,282.05	15,282.05	.00	0.0000	Unpaid
09/02/2022		6.5030	470,000.00	470,000.00	15,282.05	485,282.05	500,564.10	0.0000	Unpaid
Grand Total:				\$6,400,000.00	\$8,497,869.96	\$12,897,869.96	\$12,897,869.96		

City of Clayton
CFA 2007 Special Tax Revenue Bonds
Current Debt Service Schedule

Bonds Dated: 06/07/2007

Bonds Issued: \$5,060,000.00

Payment Date	CUSIP	Interest Rate	Balance	Principal	Interest	Payment Total	Annual Total	Call Premium	Status
03/02/2008		3.5000%	\$5,060,000.00	\$0.00	\$141,064.65	\$141,064.65	\$0.00	0.0000%	Paid
09/02/2008	184065AU4	3.5000	5,060,000.00	295,000.00	95,817.50	390,817.50	531,882.15	0.0000	Paid
03/02/2009		3.5000	4,765,000.00	.00	90,655.00	90,655.00	.00	0.0000	Paid
09/02/2009	184065AV2	3.5000	4,765,000.00	265,000.00	90,655.00	355,655.00	446,310.00	0.0000	Paid
03/02/2010		3.5000	4,500,000.00	.00	86,017.50	86,017.50	.00	0.0000	Paid
09/02/2010	184065AW0	3.5000	4,500,000.00	275,000.00	86,017.50	361,017.50	447,035.00	0.0000	Paid
03/02/2011		3.5000	4,225,000.00	.00	81,205.00	81,205.00	.00	0.0000	Paid
09/02/2011	184065AX8	3.5000	4,225,000.00	285,000.00	81,205.00	366,205.00	.00	0.0000	Paid
09/02/2011		0.0000	3,940,000.00	190,000.00	.00	190,000.00	637,410.00	0.0000	Bond Call
03/02/2012		3.5000	3,750,000.00	.00	72,541.88	72,541.88	.00	0.0000	Paid
09/02/2012	184065AY6	3.5000	3,750,000.00	280,000.00	72,541.88	352,541.88	425,083.76	0.0000	Paid
03/02/2013		3.6000	3,470,000.00	.00	67,641.88	67,641.88	.00	0.0000	Paid
09/02/2013	184065AZ3	3.6000	3,470,000.00	285,000.00	67,641.88	352,641.88	420,283.76	0.0000	Paid
03/02/2014		3.6250	3,185,000.00	.00	62,511.88	62,511.88	.00	0.0000	Paid
09/02/2014	184065BA7	3.6250	3,185,000.00	305,000.00	62,511.88	367,511.88	430,023.76	0.0000	Paid
03/02/2015		3.7000	2,880,000.00	.00	56,983.75	56,983.75	.00	0.0000	Paid
09/02/2015	184065BB5	3.7000	2,880,000.00	315,000.00	56,983.75	371,983.75	428,967.50	0.0000	Paid
03/02/2016		3.7500	2,565,000.00	.00	51,156.25	51,156.25	.00	0.0000	Paid
09/02/2016	184065BC3	3.7500	2,565,000.00	325,000.00	51,156.25	376,156.25	427,312.50	0.0000	Unpaid
03/02/2017		4.0000	2,240,000.00	.00	45,062.50	45,062.50	.00	0.0000	Unpaid
09/02/2017	184065BF6	4.0000	2,240,000.00	340,000.00	45,062.50	385,062.50	430,125.00	0.0000	Unpaid
03/02/2018		4.0000	1,900,000.00	.00	38,262.50	38,262.50	.00	0.0000	Unpaid
09/02/2018	184065BF6	4.0000	1,900,000.00	350,000.00	38,262.50	388,262.50	426,525.00	0.0000	Unpaid
03/02/2019		4.0000	1,550,000.00	.00	31,262.50	31,262.50	.00	0.0000	Unpaid
09/02/2019	184065BF6	4.0000	1,550,000.00	360,000.00	31,262.50	391,262.50	422,525.00	0.0000	Unpaid
03/02/2020		4.0000	1,190,000.00	.00	24,062.50	24,062.50	.00	0.0000	Unpaid
09/02/2020	184065BG4	4.0000	1,190,000.00	375,000.00	24,062.50	399,062.50	423,125.00	0.0000	Unpaid
03/02/2021		4.0000	815,000.00	.00	16,562.50	16,562.50	.00	0.0000	Unpaid
09/02/2021	184065BH2	4.0000	815,000.00	395,000.00	16,562.50	411,562.50	428,125.00	0.0000	Unpaid
03/02/2022		4.1250	420,000.00	.00	8,662.50	8,662.50	.00	0.0000	Unpaid
09/02/2022	184065BJ8	4.1250	420,000.00	420,000.00	8,662.50	428,662.50	437,325.00	0.0000	Unpaid
Grand Total:			\$5,060,000.00		\$1,702,058.43	\$6,762,058.43	\$6,762,058.43		

5. RATE AND METHOD OF APPORTIONMENT

5.1. Special Tax Formula

A Special Tax shall be levied on and collected from each parcel in the District in each fiscal year commencing on July 1, 1991, in an amount determined by the City Council of the City of Clayton through the application of the appropriate Special Tax for Residences and Residential Land.

The Special Tax shall be levied upon those lots and parcels listed in Table 1 of the Rate and Method of Apportionment within Subdivision 6990 (filed of record on December 20, 1988, in Book 328 of Maps, at Page 21, in the Official Records of the Contra Costa County Recorder) included within the boundaries of the District.

The Special Tax shall be levied on Residences and Residential Land.

Residence means a residential dwelling, and the subdivided lot upon which it is constructed, for which a certificate of occupancy has been issued by the City.

Residential Land means those lots and parcels listed in Table 1 excepting (1) Residences and (2) any lands not zoned or designated by the City for the construction of a Residence.

Wherever it is stated that the City shall designate the number of Residences or the land on which Residences are to be constructed, such designation shall be made at the time a subdivision map is filed of record.

5.2. Residence Special Tax

The Special Tax will be levied against a Residence following the issuance of a certificate of occupancy. For each fiscal year (July 1 - June 30), the Special Tax on a Residence will be levied against each Residence for which a certificate of occupancy has been issued by July 15 of that year.

The Special Tax for a Residence on a parcel showing one residence under Estimated Number of Residences on Table 1 shall be the amount shown for that parcel under Maximum Special Tax on Table 1.

The Special Tax for Residences on parcels showing a number greater than one under Estimated Number of Residences on Table 1 of the Rate and Method of Apportionment shall be determined as follows: When a subdivision map for such parcel is filed of record, the Special Tax for Residences on such parcel shall be apportioned equally to each new lot and parcel created by the subdivision map based on the number of Residences to be constructed thereon as designated by the City; no Special Tax shall be apportioned to any lands not zoned or designated for the construction of a Residence. Upon any further re-subdivision of a parcel created by such subdivision map, a further apportionment shall be made in a manner consistent with the preceding apportionment rules.

5.3. Residential Land Special Tax

Beginning July 1, 1991, and ending when there is no Residential Land in the District, a Residential Land Special Tax may be annually levied on the Residential Land. The total Residential Land Special Tax so levied shall be one hundred percent (100%) of the annual debt service, on the bonds to be issued by the District, for the following bond year (increased to one hundred five percent (105%) commencing July 1, 1997), less the total of the following amounts:

- The total Residence Special Taxes to be levied for that fiscal year.
- Interest earnings available from unspent bond proceeds during the pre-development and construction period of the school, to the extent such earnings may be legally used to pay interest on the bonds for the following bond year pursuant to the Mello-Roos Community Facilities District Act of 1982.
- Any other funds which the City determines are available to the District for payment of the debt service for the following bond year other than those funds which are designated for other purposes.

The total Residential Land Special Tax resulting from the above calculation, but not more than such total tax, shall be apportioned to the Residential Land as follows:

- a. The Maximum Residential Land Special Tax for each subdivided lot zoned or designated by the City for the construction of a Residence shall be equal to the Maximum Residence Special Tax which would be levied on the lot if it were a Residence.
- b. The balance of the total Residential Land Special Tax shall be levied against all other parcels of Residential Land based on the anticipated number of Residences to be constructed thereon as determined by the City.

The Special Taxes of the District will be collected in the same manner and at the same time as ad valorem property taxes.

6. BACKGROUND INFORMATION

6.1. Project Description

The District was formed for the following purposes:

- To pay a portion of the cost of construction of a middle school located within the jurisdiction of the Mt. Diablo School District.
- To acquire certain site preparation work on the ball and playing field property conveyed to the City.

As of June 30, 2009, construction improvements have been completed.

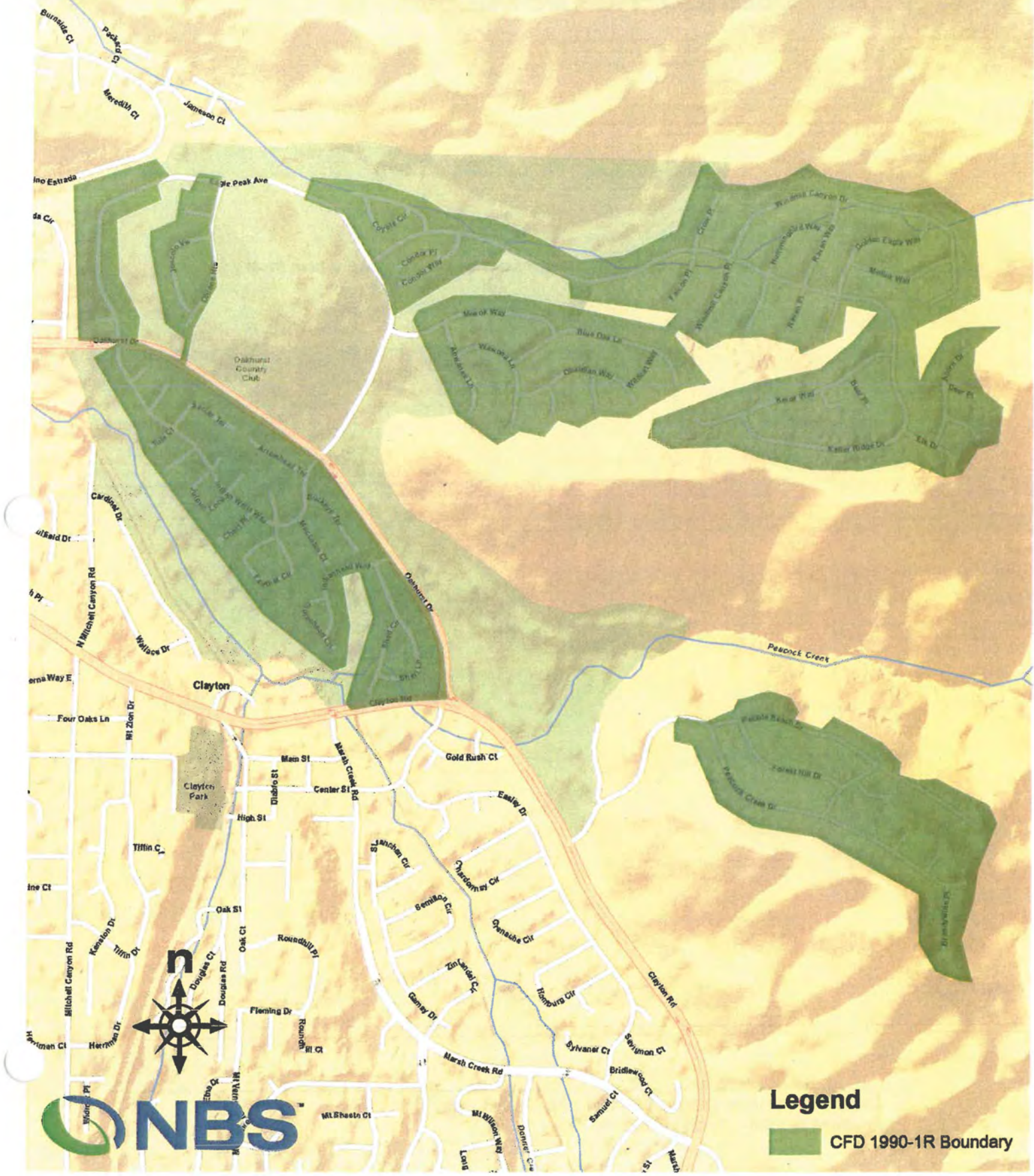
6.2. Resolution

The resolution approved by the City Council authorizing the levy of the special tax was not available at the time of writing this report.

6.3. *Boundary Map*

The following page shows the boundaries of the District.

COMMUNITY FACILITIES DISTRICT NO. 1990-1R
2007 SPECIAL TAX REVENUE REFUNDING BONDS



7. DELINQUENCY DETAIL

The following pages detail delinquencies for the 2015/16 and prior fiscal years.

City of Clayton
Community Facilities District 1990-1R
Delinquency Detail Report
 Late Charges Calculated Through: 06/14/2016

Account ID	Owner	Due Date	Amount	Penalties	Fees (1)	Total	Delinquency Mgmt (2)	Misc (3)
118-392-016	BOLAND DAVID & KELLY 145 JOSCOLO VIEW CLAYTON, CA 94517	04/10/2016	138.65	13.87	0.00	152.52		
		Account Subtotal:	\$138.65	\$13.87	\$0.00	\$152.52		
118-401-042	KWOCK-LAU JENNIFER 401 CHUPCAN PL CLAYTON, CA 94517	04/10/2016	118.17	11.92	0.00	131.09		
		Account Subtotal:	\$119.17	\$11.92	\$0.00	\$131.09		
118-402-003	TEETERS JULIE D 1739 INDIAN WELLS WAY CLAYTON, CA 94517	04/10/2016	119.17	11.92	0.00	131.09		
		Account Subtotal:	\$119.17	\$11.92	\$0.00	\$131.09		
118-410-104	BILLO WILLIAM F & YVONNE R TRE 1368 SHELL LN CLAYTON, CA 94517	12/10/2013 04/10/2014 12/10/2014 04/10/2015 12/10/2015 04/10/2016	103.55 103.55 97.72 97.72 96.76 96.76	47.63 47.63 27.36 27.36 9.68 9.68	0.00 0.00 0.00 0.00 0.00 0.00	151.18 151.18 125.08 125.08 106.44 106.44	RL,DL RL,DL DL DL DL DL	
		Account Subtotal:	\$596.06	\$169.34	\$0.00	\$765.40		
118-410-105	RASMUSSEN MARY ANN 1370 SHELL LN CLAYTON, CA 94517	12/10/2015 04/10/2016	96.76 96.76	9.68 9.68	0.00 0.00	106.44 106.44	RL RL	
		Account Subtotal:	\$193.52	\$19.36	\$0.00	\$212.88		
118-410-106	PARKER MARCUS & ALEKSANDRA A 1372 SHELL LN CLAYTON, CA 94517	04/10/2016	96.76	9.68	0.00	106.44		
		Account Subtotal:	\$96.76	\$9.68	\$0.00	\$106.44		
118-423-003	ERBEZ GEORGE T 3055 MIWOK WAY CLAYTON, CA 94517	04/10/2016	207.16	20.72	0.00	227.88		
		Account Subtotal:	\$207.16	\$20.72	\$0.00	\$227.88		

(1) Fees: This amount excludes Delinquency Management fees that were or will be collected in a subsequent billing.
 (2) Delinquency Management (DM): RL=Reminder Letter Sent; DL=Demand Letter Sent; SR=Tax Roll Removal Requested; SC=Tax Roll Removal Confirmed; FL=Foreclosure Letter Sent; OL=Other Letter Sent; FI=Judicial Foreclosure Initiated; CP=County Payment Plan; FH=Judicial Foreclosure on Hold/Special Case; FC=Foreclosure Complete; LIT=Litigation Guarantee; LGL=Legal Fees and Costs; O=Other Fees; SO=Tax Roll Removal County Fee; PP=Payment Plan.
 (3) Miscellaneous Codes: DB=Direct Bill Sent; BK=Declared Bankruptcy; PM=Partial Payment made, remainder delinquent.

City of Clayton
Community Facilities District 1990-1R
Delinquency Detail Report

Late Charges Calculated Through: 06/14/2016

Account ID	Owner	Due Date	Amount	Penalties	Fees (1)	Total	Delinquency Mgmt (2)	Misc (3)
118-424-008	RINEHART DAVID E & PALMER CLARICE M 405 WAWONA LN CLAYTON, CA 94517	04/10/2016	207.16	20.72	0.00	227.88		
		Account Subtotal:	\$207.16	\$20.72	\$0.00	\$227.88		
118-442-012	VALENCIA JANET 3013 WINDMILL CANYON DR CLAYTON, CA 94517	04/10/2016	138.65	13.87	0.00	152.52		
		Account Subtotal:	\$138.65	\$13.87	\$0.00	\$152.52		
118-451-004	RIVERA ROBERT A & ROBYN O TRE 307 WINDMILL CANYON PL CLAYTON, CA 94517	04/10/2016	138.65	13.87	0.00	152.52		
		Account Subtotal:	\$138.65	\$13.87	\$0.00	\$152.52		
118-452-013	SARDI MARILYN J 203 FALCON PL CLAYTON, CA 94517	12/10/2015 04/10/2016	138.65 138.65	13.87 13.87	0.00 0.00	152.52 152.52	RL RL	
		Account Subtotal:	\$277.30	\$27.74	\$0.00	\$305.04		
118-452-021	SINGH PAMELA KAUR 214 FALCON PL CLAYTON, CA 94517	12/10/2015 04/10/2016	138.65 138.65	13.87 13.87	0.00 0.00	152.52 152.52	RL RL	
		Account Subtotal:	\$277.30	\$27.74	\$0.00	\$305.04		
118-460-005	KHAN FAROOQ H 608 JALPUN LOOP CLAYTON, CA 94517	04/10/2016	119.17	11.92	0.00	131.09		
		Account Subtotal:	\$119.17	\$11.92	\$0.00	\$131.09		
118-460-073	HEANEY DANIEL 722 ANIZUMNE CT CLAYTON, CA 94517	04/10/2016	119.17	11.92	0.00	131.09		
		Account Subtotal:	\$119.17	\$11.92	\$0.00	\$131.09		
118-460-111	LAWRENCE MAUREEN E TRE 914 ARROWHEAD TER CLAYTON, CA 94517	04/10/2016	119.17	11.92	0.00	131.09		
		Account Subtotal:	\$119.17	\$11.92	\$0.00	\$131.09		

(1) Fees: This amount excludes Delinquency Management fees that were or will be collected in a subsequent billing.

(2) Delinquency Management (DM): RL=Reminder Letter Sent; DL=Demand Letter Sent; SR=Tax Roll Removal Requested; SC=Tax Roll Removal Confirmed; FL=Foreclosure Letter Sent; OL=Other Letter Sent; FI=Judicial Foreclosure Initiated; CP=County Payment Plan; FH=Judicial Foreclosure on Hold/Special Case; FC=Foreclosure Complete; LIT=Litigation Guarantee; LGL=Legal Fees and Costs; O=Other Fees; SO=Tax Roll Removal County Fee; PP=Payment Plan.

(3) Miscellaneous Codes: DB=Direct Bill Sent; BK=Declared Bankruptcy; PM=Partial Payment made, remainder delinquent.

City of Clayton
Community Facilities District 1990-1R
Delinquency Detail Report
 Late Charges Calculated Through: 06/14/2016

Account ID	Owner	Due Date	Amount	Penalties	Fees (1)	Total	Delinquency Mgmt (2)	Misc (3)
118-470-032	LUKINOV ARTEM & ELENA 1218 BUCKEYE TER CLAYTON, CA 94517	04/10/2016	119.17	11.92	0.00	131.09		
		Account Subtotal:	\$119.17	\$11.92	\$0.00	\$131.09		
118-470-064	KIM BENITA M 1003 FEATHER CIR CLAYTON, CA 94517	04/10/2016	119.17	11.92	0.00	131.09		
		Account Subtotal:	\$119.17	\$11.92	\$0.00	\$131.09		
118-470-118	GEISLER VICTOR K & TRACY N TRE 1023 FEATHER CIR CLAYTON, CA 94517	12/10/2015 04/10/2016	119.17 119.17	11.92 11.92	0.00 0.00	131.09 131.09	RL RL	
		Account Subtotal:	\$238.34	\$23.84	\$0.00	\$262.18		
118-480-024	WILLIAMS CHRISTOPHER L TRE 1010 PEBBLE BEACH DR CLAYTON, CA 94517	04/10/2016	241.10	24.11	0.00	265.21		
		Account Subtotal:	\$241.10	\$24.11	\$0.00	\$265.21		
118-510-022	HEINRICH SARGON & BLAKE TAMMY 1160 TORREY PINES PL CLAYTON, CA 94517	04/10/2016	241.10	24.11	0.00	265.21		
		Account Subtotal:	\$241.10	\$24.11	\$0.00	\$265.21		
118-510-028	RAY SANJAY & ANURADHA TRE 184 SILVERADO CT CLAYTON, CA 94517	04/10/2016	241.10	24.11	0.00	265.21		
		Account Subtotal:	\$241.10	\$24.11	\$0.00	\$265.21		
118-510-031	LALLY KENNETH & KIM 163 SILVERADO CT CLAYTON, CA 94517	12/10/2015 04/10/2016	241.10 241.10	24.11 24.11	0.00 0.00	265.21 265.21	RL RL	
		Account Subtotal:	\$482.20	\$48.22	\$0.00	\$530.42		
118-530-003	NEIFERT JUDY LYN TRE 1405 INDIANHEAD WAY CLAYTON, CA 94517	04/10/2016	96.76	9.68	0.00	106.44		
		Account Subtotal:	\$96.76	\$9.68	\$0.00	\$106.44		

(1) Fees: This amount excludes Delinquency Management fees that were or will be collected in a subsequent billing.
 (2) Delinquency Management (DM): RL=Reminder Letter Sent; DL=Demand Letter Sent; SR=Tax Roll Removal Requested; SC=Tax Roll Removal Confirmed; FL=Foreclosure Letter Sent; OL=Other Letter Sent; FI=Judicial Foreclosure Initiated; CP=County Payment Plan; FH=Judicial Foreclosure on Hold/Special Case; FC=Foreclosure Complete; LIT=Litigation Guarantee; LGL=Legal Fees and Costs; O=Other Fees; SO=Tax Roll Removal County Fee; PP=Payment Plan.
 (3) Miscellaneous Codes: DB=Direct Bill Sent; BK=Declared Bankruptcy; PM=Partial Payment made, remainder delinquent.

City of Clayton
Community Facilities District 1990-1R
Delinquency Detail Report

Late Charges Calculated Through: 06/14/2016

Account ID	Owner	Due Date	Amount	Penalties	Fees (1)	Total	Delinquency Mgmt (2)	Misc (3)
118-530-015	MONTGOMERY ANGELA 1429 INDIANHEAD WAY CLAYTON, CA 94517	04/10/2016	96.76	9.68	0.00	106.44		
	Account Subtotal:		\$96.76	\$9.68	\$0.00	\$106.44		
118-530-016	BECK SUSAN M 1431 INDIANHEAD WAY CLAYTON, CA 94517	12/10/2012 04/10/2013	108.92 108.92	89.71 89.71	0.00 0.00	178.63 178.63	RL,DL RL,DL	
	Account Subtotal:		\$217.84	\$139.42	\$0.00	\$357.26		
118-530-043	SHIPMAN TANA G TRE 1485 INDIANHEAD CIR CLAYTON, CA 94517	12/10/2015 04/10/2016	96.76 96.76	9.68 9.68	0.00 0.00	106.44 106.44	RL RL	
	Account Subtotal:		\$193.52	\$19.36	\$0.00	\$212.88		
118-530-050	STODDARD ANNE MARIE TRE 1460 INDIANHEAD CIR CLAYTON, CA 94517	12/10/2015 04/10/2016	96.76 96.76	9.68 9.68	0.00 0.00	106.44 106.44	RL RL	
	Account Subtotal:		\$193.52	\$19.36	\$0.00	\$212.88		
118-540-014	HOWARD DONALD & DEBORAH TRE 4014 HUMMINGBIRD WAY CLAYTON, CA 94517	12/10/2015 04/10/2016	138.65 138.65	13.87 13.87	0.00 0.00	152.52 152.52	RL RL	
	Account Subtotal:		\$277.30	\$27.74	\$0.00	\$305.04		
118-540-062	WALSH MICHAEL J 5006 RAVEN WAY CLAYTON, CA 94517	04/10/2016	138.65	13.87	0.00	152.52		
	Account Subtotal:		\$138.65	\$13.87	\$0.00	\$152.52		
118-550-026	PALLOTTA DOUG & KIMBERLY 1120 PEACOCK CREEK DR CLAYTON, CA 94517	04/10/2016	138.65	13.87	0.00	152.52		
	Account Subtotal:		\$138.65	\$13.87	\$0.00	\$152.52		

(1) Fees: This amount excludes Delinquency Management fees that were or will be collected in a subsequent billing.

(2) Delinquency Management (DM): RL=Reminder Letter Sent; DL=Demand Letter Sent; SR=Tax Roll Removal Requested; SC=Tax Roll Removal Confirmed; FL=Foreclosure Letter Sent; OL=Other Letter Sent; FI=Judicial Foreclosure Initiated; CP=County Payment Plan; FH=Judicial Foreclosure on Hold/Special Case; FC=Foreclosure Complete; LIT=Litigation Guarantee; LGL=Legal Fees and Costs; O=Other Fees; SO=Tax Roll Removal County Fee; PP=Payment Plan.

(3) Miscellaneous Codes: DB=Direct Bill Sent; BK=Declared Bankruptcy; PM=Partial Payment made, remainder delinquent.

City of Clayton
Community Facilities District 1990-1R
Delinquency Detail Report
 Late Charges Calculated Through: 06/14/2016

Account ID	Owner	Due Date	Amount	Penalties	Fees (1)	Total	Delinquency Mgmt (2)	Misc (3)
118-550-031	YUEN RONALD A PATRICIA YUEN 1254 QUIET CIR CONCORD, CA 94521	04/10/2016	138.85	13.87	0.00	152.52		
		Account Subtotal:	\$138.85	\$13.87	\$0.00	\$152.52		
118-570-024	DATSYUK IVAN & JULIA 478 OBSIDIAN WAY CLAYTON, CA 94517	04/10/2016	207.16	20.72	0.00	227.88		
		Account Subtotal:	\$207.16	\$20.72	\$0.00	\$227.88		
118-590-030	RIGOLI DANIEL A & DIANA M 4801 KELLER RIDGE DR CLAYTON, CA 94517	04/10/2016	96.76	9.68	0.00	106.44		
		Account Subtotal:	\$96.76	\$9.68	\$0.00	\$106.44		
118-600-008	LISBONA DORIAN A & CLAUDIA TRE 1739 ORO VALLEY CIR WALNUT CREEK, CA 94596	04/10/2016	96.76	9.68	0.00	106.44		
		Account Subtotal:	\$96.76	\$9.68	\$0.00	\$106.44		
118-620-026	COLT SAMUEL T & CATHERINE L 6024 GOLDEN EAGLE WAY CLAYTON, CA 94517	04/10/2016	138.65	13.87	0.00	152.52		
		Account Subtotal:	\$138.65	\$13.87	\$0.00	\$152.52		
118-620-027	SIMPSON SCOTT 6022 GOLDEN EAGLE WAY CLAYTON, CA 94517	04/10/2016	138.65	13.87	0.00	152.52		
		Account Subtotal:	\$138.65	\$13.87	\$0.00	\$152.52		
118-630-037	BELUSA ERIC R & MONIQUE TRE & BELUSA MONIQUE R 4425 TREAT BLVD #B CONCORD, CA 94521	04/10/2016	138.65	13.87	0.00	152.52		
		Account Subtotal:	\$138.65	\$13.87	\$0.00	\$152.52		

(1) Fees: This amount excludes Delinquency Management fees that were or will be collected in a subsequent billing.

(2) Delinquency Management (DM): RL=Reminder Letter Sent; DL=Demand Letter Sent; SR=Tax Roll Removal Requested; SC=Tax Roll Removal Confirmed; FL=Foreclosure Letter Sent; OL=Other Letter Sent; FI=Judicial Foreclosure Initiated; CP=County Payment Plan; FH=Judicial Foreclosure on Hold/Special Case; FC=Foreclosure Complete; LIT=Litigation Guarantee; LGL=Legal Fees and Costs; O=Other Fees; SO=Tax Roll Removal County Fee; PP=Payment Plan.

(3) Miscellaneous Codes: DB=Direct Bill Sent; BK=Declared Bankruptcy; PM=Partial Payment made, remainder delinquent.

City of Clayton
Community Facilities District 1990-1R
Delinquency Detail Report

Late Charges Calculated Through: 06/14/2016

Account ID	Owner	Due Date	Amount	Penalties	Fees (1)	Total	Delinquency Mgmt (2)	Misc (3)
118-640-040	KATZMAN DANIEL M 8006 KELOK WAY CLAYTON, CA 94517	12/10/2015	207.16	20.72	0.00	227.88	RL	
		04/10/2016	207.16	20.72	0.00	227.88	RL	
Account Subtotal:			\$414.32	\$41.44	\$0.00	\$455.76		
118-650-011	VILLASENOR JAMES & SAENZ HILDA 805 GRAY FOX PL CLAYTON, CA 94517	04/10/2016	207.16	20.72	0.00	227.88		
		Account Subtotal:			\$207.16	\$20.72	\$0.00	\$227.88
118-650-021	PALMER EDWARD P & JOY D 9008 ELK DR CLAYTON, CA 94517	04/10/2016	207.16	20.72	0.00	227.88		
		Account Subtotal:			\$207.16	\$20.72	\$0.00	\$227.88
118-670-033	BUTLER MICHAEL W TRE 5230 KELLER RIDGE DR CLAYTON, CA 94517	04/10/2016	207.16	20.72	0.00	227.88		
		Account Subtotal:			\$207.16	\$20.72	\$0.00	\$227.88
118-680-006	SPICER DARIAN F & MERCIA 5211 KELLER RIDGE DR CLAYTON, CA 94517	04/10/2016	207.16	20.72	0.00	227.88		
		Account Subtotal:			\$207.16	\$20.72	\$0.00	\$227.88
District Totals: 42 Accounts			\$8,100.48	\$1,037.60	\$0.00	\$9,138.08		
Report Totals: 42 Accounts			\$8,100.48	\$1,037.60	\$0.00	\$9,138.08		

(1) Fees: This amount excludes Delinquency Management fees that were or will be collected in a subsequent billing.
(2) Delinquency Management (DM): RL=Reminder Letter Sent; DL=Demand Letter Sent; SR=Tax Roll Removal Requested; SC=Tax Roll Removal Confirmed; FL=Foreclosure Letter Sent; OL=Other Letter Sent; FI=Judicial Foreclosure Initiated; CP=County Payment Plan; FH=Judicial Foreclosure on Hold/Special Case; FC=Foreclosure Complete; LIT=Litigation Guarantee; LGL=Legal Fees and Costs; O=Other Fees; SO=Tax Roll Removal County Fee; PP=Payment Plan.
(3) Miscellaneous Codes: DB=Direct Bill Sent; BK=Declared Bankruptcy; PM=Partial Payment made, remainder delinquent.

8. 2016/17 SPECIAL TAX ROLL

The following pages provide the 2016/17 Special Tax Roll for the District.

City of Clayton
Community Facilities District 1990-1R
Clayton Middle School
Fiscal Year 2016/17 Special Tax Roll

APN	Situs Address	Levy
118-382-015	1828 EAGLE PEAK AVE	\$274.56
118-382-016	1824 EAGLE PEAK AVE	\$274.56
118-382-017	1820 EAGLE PEAK AVE	\$274.56
118-382-018	1816 EAGLE PEAK AVE	\$274.56
118-382-019	1812 EAGLE PEAK AVE	\$274.56
118-382-020	1808 EAGLE PEAK AVE	\$274.56
118-382-021	1804 EAGLE PEAK AVE	\$274.56
118-382-022	1800 EAGLE PEAK AVE	\$274.56
118-391-018	136 JOSCOLO VIEW	\$274.56
118-391-024	160 JOSCOLO VIEW	\$274.56
118-392-001	1816 OHLONE HEIGHTS	\$274.56
118-392-002	1820 OHLONE HEIGHTS	\$274.56
118-392-003	1824 OHLONE HEIGHTS	\$274.56
118-392-004	1828 OHLONE KNLS	\$274.56
118-392-005	1832 OHLONE HEIGHTS	\$274.56
118-392-006	1836 OHLONE HEIGHTS	\$274.56
118-392-007	1840 OHLONE HEIGHTS	\$274.56
118-392-012	129 JOSCOLO VIEW	\$274.56
118-392-014	135 JOSCOLO VIEW	\$274.56
118-392-015	139 JOSCOLO VIEW	\$274.56
118-392-016	145 JOSCOLO VIEW	\$274.56
118-401-001	1790 INDIAN WELLS WAY	\$235.98
118-401-002	1788 INDIAN WELLS WAY	\$235.98
118-401-003	1786 INDIAN WELLS WAY	\$235.98
118-401-004	1784 INDIAN WELLS WAY	\$235.98
118-401-005	1782 INDIAN WELLS WAY	\$235.98
118-401-006	1780 INDIAN WELLS WAY	\$235.98
118-401-007	1778 INDIAN WELLS WAY	\$235.98
118-401-008	1776 INDIAN WELLS WAY	\$235.98
118-401-009	1774 INDIAN WELLS WAY	\$235.98
118-401-010	1772 INDIAN WELLS WAY	\$235.98
118-401-019	40 TULE CT	\$235.98
118-401-029	400 CHUPCAN PL	\$235.98
118-401-030	402 CHUPCAN PL	\$235.98
118-401-031	404 CHUPCAN PL	\$235.98
118-401-032	406 CHUPCAN PL	\$235.98
118-401-033	408 CHUPCAN PL	\$235.98
118-401-034	410 CHUPCAN PL	\$235.98
118-401-035	417 CHUPCAN PL	\$235.98
118-401-036	415 CHUPCAN PL	\$235.98
118-401-037	411 CHUPCAN PL	\$235.98
118-401-038	409 CHUPCAN PL	\$235.98
118-401-039	407 CHUPCAN PL	\$235.98
118-401-040	405 CHUPCAN PL	\$235.98
118-401-041	403 CHUPCAN PL	\$235.98
118-401-042	401 CHUPCAN PL	\$235.98
118-402-001	1735 INDIAN WELLS WAY	\$235.98
118-402-002	1737 INDIAN WELLS WAY	\$235.98

City of Clayton
Community Facilities District 1990-1R
Clayton Middle School
Fiscal Year 2016/17 Special Tax Roll

APN	Situs Address	Levy
118-402-003	1739 INDIAN WELLS WAY	\$235.98
118-402-004	1741 INDIAN WELLS WAY	\$235.98
118-402-005	1743 INDIAN WELLS WAY	\$235.98
118-402-006	1745 INDIAN WELLS WAY	\$235.98
118-402-007	1747 INDIAN WELLS WAY	\$235.98
118-402-008	1749 INDIAN WELLS WAY	\$235.98
118-402-009	310 SACLAN TERRACE PL	\$235.98
118-402-010	320 SACLAN TERRACE PL	\$235.98
118-402-011	326 SACLAN TERRACE PL	\$235.98
118-402-012	328 SACLAN TERRACE PL	\$235.98
118-402-013	330 SACLAN TERRACE PL	\$235.98
118-402-014	332 SACLAN TERRACE PL	\$235.98
118-402-015	334 SACLAN TERRACE PL	\$235.98
118-402-016	336 SACLAN TERRACE PL	\$235.98
118-402-017	338 SACLAN TERRACE PL	\$235.98
118-402-018	340 SACLAN TERRACE PL	\$235.98
118-402-019	341 SACLAN TERRACE PL	\$235.98
118-402-020	339 SACLAN TERRACE PL	\$235.98
118-402-021	337 SACLAN TERRACE PL	\$235.98
118-402-022	335 SACLAN TERRACE PL	\$235.98
118-402-023	333 SACLAN TERRACE PL	\$235.98
118-402-024	331 SACLAN TERRACE PL	\$235.98
118-402-025	329 SACLAN TERRACE PL	\$235.98
118-402-026	327 SACLAN TERRACE PL	\$235.98
118-402-027	325 SACLAN TERRACE PL	\$235.98
118-402-028	323 SACLAN TERRACE PL	\$235.98
118-402-029	321 SACLAN TERRACE PL	\$235.98
118-410-001	1399 SHELL LN	\$191.62
118-410-002	1397 SHELL LN	\$191.62
118-410-003	1389 SHELL LN	\$191.62
118-410-004	1387 SHELL LN	\$191.62
118-410-005	1385 SHELL LN	\$191.62
118-410-006	1383 SHELL LN	\$191.62
118-410-007	1381 SHELL LN	\$191.62
118-410-008	1379 SHELL LN	\$191.62
118-410-009	1377 SHELL LN	\$191.62
118-410-010	1375 SHELL LN	\$191.62
118-410-011	1373 SHELL LN	\$191.62
118-410-012	1371 SHELL LN	\$191.62
118-410-013	1369 SHELL LN	\$191.62
118-410-014	1367 SHELL LN	\$191.62
118-410-015	1365 SHELL LN	\$191.62
118-410-016	1363 SHELL LN	\$191.62
118-410-017	1361 SHELL LN	\$191.62
118-410-018	1359 SHELL LN	\$191.62
118-410-019	1357 SHELL LN	\$191.62
118-410-020	1355 SHELL LN	\$191.62
118-410-021	1353 SHELL LN	\$191.62

**City of Clayton
Community Facilities District 1990-1R
Clayton Middle School
Fiscal Year 2016/17 Special Tax Roll**

APN	Situa Address	Levy
118-410-022	1351 SHELL LN	\$191.62
118-410-023	1349 SHELL LN	\$191.62
118-410-024	1347 SHELL LN	\$191.62
118-410-025	1345 SHELL LN	\$191.62
118-410-026	1343 SHELL LN	\$191.62
118-410-027	1341 SHELL LN	\$191.62
118-410-028	1339 SHELL LN	\$191.62
118-410-029	1337 SHELL LN	\$191.62
118-410-030	1335 SHELL LN	\$191.62
118-410-031	1333 SHELL LN	\$191.62
118-410-032	1331 SHELL LN	\$191.62
118-410-033	1329 SHELL LN	\$191.62
118-410-034	1327 SHELL LN	\$191.62
118-410-035	1199 SHELL LN	\$191.62
118-410-037	1195 SHELL LN	\$191.62
118-410-038	1193 SHELL LN	\$191.62
118-410-039	1191 SHELL LN	\$191.62
118-410-040	1189 SHELL LN	\$191.62
118-410-041	1187 SHELL LN	\$191.62
118-410-042	1185 SHELL LN	\$191.62
118-410-043	1183 SHELL LN	\$191.62
118-410-044	1181 SHELL LN	\$191.62
118-410-045	1179 SHELL LN	\$191.62
118-410-046	1177 SHELL LN	\$191.62
118-410-047	1175 SHELL LN	\$191.62
118-410-048	1173 SHELL LN	\$191.62
118-410-049	1171 SHELL LN	\$191.62
118-410-050	1169 SHELL LN	\$191.62
118-410-051	1167 SHELL LN	\$191.62
118-410-052	1267 SHELL CIR	\$191.62
118-410-053	1265 SHELL CIR	\$191.62
118-410-054	1263 SHELL CIR	\$191.62
118-410-055	1261 SHELL CIR	\$191.62
118-410-056	1259 SHELL CIR	\$191.62
118-410-057	1254 SHELL CIR	\$191.62
118-410-058	1256 SHELL CIR	\$191.62
118-410-059	1258 SHELL CIR	\$191.62
118-410-060	1260 SHELL CIR	\$191.62
118-410-061	1262 SHELL CIR	\$191.62
118-410-062	1264 SHELL CIR	\$191.62
118-410-063	1266 SHELL CIR	\$191.62
118-410-064	1268 SHELL CIR	\$191.62
118-410-065	1270 SHELL CIR	\$191.62
118-410-066	1272 SHELL CIR	\$191.62
118-410-067	1274 SHELL CIR	\$191.62
118-410-068	1276 SHELL CIR	\$191.62
118-410-069	1278 SHELL CIR	\$191.62
118-410-070	1280 SHELL CIR	\$191.62

City of Clayton
Community Facilities District 1990-1R
Clayton Middle School
Fiscal Year 2016/17 Special Tax Roll

APN	Situs Address	Levy
118-410-071	1282 SHELL CIR	\$191.62
118-410-072	1284 SHELL CIR	\$191.62
118-410-073	1286 SHELL CIR	\$191.62
118-410-074	1288 SHELL CIR	\$191.62
118-410-075	1290 SHELL CIR	\$191.62
118-410-076	1292 SHELL CIR	\$191.62
118-410-077	1294 SHELL CIR	\$191.62
118-410-078	1296 SHELL CIR	\$191.62
118-410-079	1298 SHELL CIR	\$191.62
118-410-080	1269 SHELL CIR	\$191.62
118-410-081	1271 SHELL CIR	\$191.62
118-410-082	1273 SHELL CIR	\$191.62
118-410-083	1275 SHELL CIR	\$191.62
118-410-084	1332 SHELL LN	\$191.62
118-410-085	1330 SHELL LN	\$191.62
118-410-086	1328 SHELL LN	\$191.62
118-410-087	1326 SHELL LN	\$191.62
118-410-088	1340 SHELL LN	\$191.62
118-410-089	1338 SHELL LN	\$191.62
118-410-090	1336 SHELL LN	\$191.62
118-410-091	1334 SHELL LN	\$191.62
118-410-092	1277 SHELL CIR	\$191.62
118-410-093	1279 SHELL CIR	\$191.62
118-410-094	1281 SHELL CIR	\$191.62
118-410-095	1283 SHELL CIR	\$191.62
118-410-096	1285 SHELL CIR	\$191.62
118-410-097	1287 SHELL CIR	\$191.62
118-410-098	1289 SHELL CIR	\$191.62
118-410-099	1291 SHELL CIR	\$191.62
118-410-100	1293 SHELL CIR	\$191.62
118-410-101	1295 SHELL CIR	\$191.62
118-410-102	1297 SHELL CIR	\$191.62
118-410-103	1299 SHELL CIR	\$191.62
118-410-104	1368 SHELL LN	\$191.62
118-410-105	1370 SHELL LN	\$191.62
118-410-106	1372 SHELL LN	\$191.62
118-410-107	1374 SHELL LN	\$191.62
118-410-108	1376 SHELL LN	\$191.62
118-410-109	1378 SHELL LN	\$191.62
118-410-110	1380 SHELL LN	\$191.62
118-410-111	1382 SHELL LN	\$191.62
118-410-112	1388 SHELL LN	\$191.62
118-410-113	1390 SHELL LN	\$191.62
118-410-114	1392 SHELL LN	\$191.62
118-410-115	1394 SHELL LN	\$191.62
118-410-116	1396 SHELL LN	\$191.62
118-410-117	1398 SHELL LN	\$191.62
118-410-120	1197 SHELL LN	\$191.62

**City of Clayton
Community Facilities District 1990-1R
Clayton Middle School
Fiscal Year 2016/17 Special Tax Roll**

APN	Situs Address	Levy
118-421-001	304 AHWANEE LN	\$410.24
118-421-002	308 AHWANEE LN	\$410.24
118-421-003	312 AHWANEE LN	\$410.24
118-422-001	451 OBSIDIAN WAY	\$410.24
118-422-002	350 BLUE OAK LN	\$410.24
118-422-003	352 BLUE OAK LN	\$410.24
118-422-004	354 BLUE OAK LN	\$410.24
118-422-005	356 BLUE OAK LN	\$410.24
118-422-006	358 BLUE OAK LN	\$410.24
118-422-007	360 BLUE OAK LN	\$410.24
118-423-001	361 BLUE OAK LN	\$410.24
118-423-002	3057 MIWOK WAY	\$410.24
118-423-003	3055 MIWOK WAY	\$410.24
118-423-004	3053 MIWOK WAY	\$410.24
118-423-005	3051 MIWOK WAY	\$410.24
118-423-006	3049 MIWOK WAY	\$410.24
118-423-007	3047 MIWOK WAY	\$410.24
118-423-008	3045 MIWOK WAY	\$410.24
118-423-009	3043 MIWOK WAY	\$410.24
118-423-010	3041 MIWOK WAY	\$410.24
118-423-011	3039 MIWOK WAY	\$410.24
118-423-012	3037 MIWOK WAY	\$410.24
118-423-013	3035 MIWOK WAY	\$410.24
118-423-014	3033 MIWOK WAY	\$410.24
118-423-015	3031 MIWOK WAY	\$410.24
118-424-001	359 BLUE OAK LN	\$410.24
118-424-002	357 BLUE OAK LN	\$410.24
118-424-003	355 BLUE OAK LN	\$410.24
118-424-004	353 BLUE OAK LN	\$410.24
118-424-005	351 BLUE OAK LN	\$410.24
118-424-006	409 WAWONA LN	\$410.24
118-424-007	407 WAWONA LN	\$410.24
118-424-008	405 WAWONA LN	\$410.24
118-424-009	403 WAWONA LN	\$410.24
118-424-010	401 WAWONA LN	\$410.24
118-424-011	3034 MIWOK WAY	\$410.24
118-424-012	3038 MIWOK WAY	\$410.24
118-424-013	3040 MIWOK WAY	\$410.24
118-424-014	3042 MIWOK WAY	\$410.24
118-424-015	3046 MIWOK WAY	\$410.24
118-424-016	3048 MIWOK WAY	\$410.24
118-424-017	3050 MIWOK WAY	\$410.24
118-424-018	3052 MIWOK WAY	\$410.24
118-424-019	3054 MIWOK WAY	\$410.24
118-431-001	316 AHWANEE CT	\$410.24
118-431-002	320 AHWANEE CT	\$410.24
118-431-003	324 AHWANEE CT	\$410.24
118-431-004	328 AHWANEE CT	\$410.24

City of Clayton
Community Facilities District 1990-1R
Clayton Middle School
Fiscal Year 2016/17 Special Tax Roll

APN	Situs Address	Levy
118-431-005	332 AHWANEE CT	\$410.24
118-432-002	333 AHWANEE LN	\$410.24
118-432-003	329 AHWANEE LN	\$410.24
118-432-004	325 AHWANEE LN	\$410.24
118-432-005	321 AHWANEE CT	\$410.24
118-432-006	317 AHWANEE CT	\$410.24
118-432-007	400 WAWONA LN	\$410.24
118-432-008	402 WAWONA LN	\$410.24
118-432-009	404 WAWONA LN	\$410.24
118-432-010	406 WAWONA LN	\$410.24
118-432-011	408 WAWONA LN	\$410.24
118-432-012	410 WAWONA LN	\$410.24
118-432-013	412 WAWONA LN	\$410.24
118-432-014	414 WAWONA LN	\$410.24
118-432-015	416 WAWONA CT	\$410.24
118-432-016	418 WAWONA LN	\$410.24
118-432-017	420 WAWONA CT	\$410.24
118-432-019	337 AHWANEE CT	\$410.24
118-432-020	422 WAWONA LN	\$410.24
118-433-002	419 WAWONA LN	\$410.24
118-433-003	417 WAWONA CT	\$410.24
118-433-004	421 WAWONA CT	\$410.24
118-441-001	5101 KELLER RIDGE DR	\$274.56
118-441-002	5103 KELLER RIDGE DR	\$274.56
118-441-003	5105 KELLER RIDGE DR	\$274.56
118-441-004	5107 KELLER RIDGE DR	\$274.56
118-441-005	5109 KELLER RIDGE DR	\$274.56
118-441-007	5113 KELLER RIDGE DR	\$274.56
118-441-008	5115 KELLER RIDGE DR	\$274.56
118-441-009	5117 KELLER RIDGE DR	\$274.56
118-441-010	5119 KELLER RIDGE DR	\$274.56
118-441-011	5121 KELLER RIDGE DR	\$274.56
118-441-012	5123 KELLER RIDGE DR	\$274.56
118-441-013	5125 KELLER RIDGE DR	\$274.56
118-441-014	5127 KELLER RIDGE DR	\$274.56
118-441-015	5129 KELLER RIDGE DR	\$274.56
118-441-016	5131 KELLER RIDGE DR	\$274.56
118-441-017	101 CROW PL	\$274.56
118-441-018	103 CROW PL	\$274.56
118-441-019	105 CROW PL	\$274.56
118-441-020	107 CROW PL	\$274.56
118-441-021	109 CROW PL	\$274.56
118-441-022	111 CROW PL	\$274.56
118-441-023	113 CROW PL	\$274.56
118-441-024	115 CROW PL	\$274.56
118-441-025	117 CROW PL	\$274.56
118-441-026	119 CROW PL	\$274.56
118-442-001	118 CROW PL	\$274.56

**City of Clayton
Community Facilities District 1990-1R
Clayton Middle School
Fiscal Year 2016/17 Special Tax Roll**

APN	Situs Address	Levy
118-442-002	116 CROW PL	\$274.56
118-442-003	114 CROW PL	\$274.56
118-442-004	112 CROW PL	\$274.56
118-442-005	110 CROW PL	\$274.56
118-442-006	108 CROW PL	\$274.56
118-442-007	106 CROW PL	\$274.56
118-442-008	104 CROW PL	\$274.56
118-442-009	102 CROW PL	\$274.56
118-442-010	3009 WINDMILL CANYON DR	\$274.56
118-442-011	3011 WINDMILL CANYON DR	\$274.56
118-442-012	3013 WINDMILL CANYON DR	\$274.56
118-442-013	3015 WINDMILL CANYON DR	\$274.56
118-442-014	3017 WINDMILL CANYON DR	\$274.56
118-442-015	3019 WINDMILL CANYON DR	\$274.56
118-442-016	3021 WINDMILL CANYON DR	\$274.56
118-442-017	3023 WINDMILL CANYON DR	\$274.56
118-443-001	3022 WINDMILL CANYON DR	\$274.56
118-443-002	3020 WINDMILL CANYON DR	\$274.56
118-443-003	3018 WINDMILL CANYON DR	\$274.56
118-443-004	3016 WINDMILL CANYON DR	\$274.56
118-443-005	3014 WINDMILL CANYON DR	\$274.56
118-443-006	3012 WINDMILL CANYON DR	\$274.56
118-443-007	3010 WINDMILL CANYON DR	\$274.56
118-451-001	301 WINDMILL CANYON PL	\$274.56
118-451-002	303 WINDMILL CANYON PL	\$274.56
118-451-003	305 WINDMILL CANYON PL	\$274.56
118-451-004	307 WINDMILL CANYON PL	\$274.56
118-451-005	309 WINDMILL CANYON PL	\$274.56
118-451-006	311 WINDMILL CANYON PL	\$274.56
118-451-007	313 WINDMILL CANYON PL	\$274.56
118-451-008	315 WINDMILL CANYON PL	\$274.56
118-451-009	317 WINDMILL CANYON PL	\$274.56
118-451-010	319 WINDMILL CANYON PL	\$274.56
118-451-011	321 WINDMILL CANYON PL	\$274.56
118-452-001	322 WINDMILL CANYON PL	\$274.56
118-452-002	320 WINDMILL CANYON PL	\$274.56
118-452-003	318 WINDMILL CANYON PL	\$274.56
118-452-004	316 WINDMILL CANYON PL	\$274.56
118-452-005	314 WINDMILL CANYON PL	\$274.56
118-452-006	312 WINDMILL CANYON PL	\$274.56
118-452-007	310 WINDMILL CANYON PL	\$274.56
118-452-008	308 WINDMILL CANYON PL	\$274.56
118-452-009	306 WINDMILL CANYON PL	\$274.56
118-452-010	304 WINDMILL CANYON PL	\$274.56
118-452-011	302 WINDMILL CANYON PL	\$274.56
118-452-012	201 FALCON PL	\$274.56
118-452-013	203 FALCON PL	\$274.56
118-452-014	205 FALCON PL	\$274.56

**City of Clayton
Community Facilities District 1990-1R
Clayton Middle School
Fiscal Year 2016/17 Special Tax Roll**

APN	Situs Address	Levy
118-452-015	207 FALCON PL	\$274.56
118-452-016	209 FALCON PL	\$274.56
118-452-017	211 FALCON PL	\$274.56
118-452-018	213 FALCON PL	\$274.56
118-452-019	215 FALCON PL	\$274.56
118-452-020	216 FALCON PL	\$274.56
118-452-021	214 FALCON PL	\$274.56
118-452-022	212 FALCON PL	\$274.56
118-452-023	210 FALCON PL	\$274.56
118-452-024	208 FALCON PL	\$274.56
118-452-025	206 FALCON PL	\$274.56
118-452-026	204 FALCON PL	\$274.56
118-452-027	202 FALCON PL	\$274.56
118-452-028	5126 KELLER RIDGE DR	\$274.56
118-452-029	5122 KELLER RIDGE DR	\$274.56
118-452-030	5120 KELLER RIDGE DR	\$274.56
118-452-031	5118 KELLER RIDGE DR	\$274.56
118-452-032	5116 KELLER RIDGE DR	\$274.56
118-452-033	5114 KELLER RIDGE DR	\$274.56
118-452-034	5112 KELLER RIDGE DR	\$274.56
118-452-035	5110 KELLER RIDGE DR	\$274.56
118-452-036	5108 KELLER RIDGE DR	\$274.56
118-452-037	5106 KELLER RIDGE DR	\$274.56
118-452-038	5102 KELLER RIDGE DR	\$274.56
118-460-001	600 JULPUN LOOP	\$235.98
118-460-002	602 JULPUN LOOP	\$235.98
118-460-003	604 JULPUN LOOP	\$235.98
118-460-004	606 JULPUN LOOP	\$235.98
118-460-005	608 JULPUN LOOP	\$235.98
118-460-006	610 JULPUN LOOP	\$235.98
118-460-007	612 JULPUN LOOP	\$235.98
118-460-008	614 JULPUN LOOP	\$235.98
118-460-009	616 JULPUN LOOP	\$235.98
118-460-010	618 JULPUN LOOP	\$235.98
118-460-011	620 JULPUN LOOP	\$235.98
118-460-012	622 JULPUN LOOP	\$235.98
118-460-013	615 JULPUN LOOP	\$235.98
118-460-014	609 JULPUN LOOP	\$235.98
118-460-015	605 JULPUN LOOP	\$235.98
118-460-016	601 JULPUN LOOP	\$235.98
118-460-017	637 JULPUN LOOP	\$235.98
118-460-018	633 JULPUN LOOP	\$235.98
118-460-019	629 JULPUN LOOP	\$235.98
118-460-020	625 JULPUN LOOP	\$235.98
118-460-021	624 JULPUN LOOP	\$235.98
118-460-022	626 JULPUN LOOP	\$235.98
118-460-023	628 JULPUN LOOP	\$235.98
118-460-024	630 JULPUN LOOP	\$235.98

**City of Clayton
Community Facilities District 1990-1R
Clayton Middle School
Fiscal Year 2016/17 Special Tax Roll**

APN	Situs Address	Levy
118-460-025	632 JLPUN LOOP	\$235.98
118-460-026	634 JLPUN LOOP	\$235.98
118-460-027	636 JLPUN LOOP	\$235.98
118-460-028	638 JLPUN LOOP	\$235.98
118-460-029	800 CHERT PL	\$235.98
118-460-030	802 CHERT PL	\$235.98
118-460-031	804 CHERT PL	\$235.98
118-460-032	806 CHERT PL	\$235.98
118-460-033	808 CHERT PL	\$235.98
118-460-034	810 CHERT PL	\$235.98
118-460-035	812 CHERT PL	\$235.98
118-460-036	814 CHERT PL	\$235.98
118-460-037	819 CHERT PL	\$235.98
118-460-038	817 CHERT PL	\$235.98
118-460-039	815 CHERT PL	\$235.98
118-460-040	813 CHERT PL	\$235.98
118-460-041	811 CHERT PL	\$235.98
118-460-042	809 CHERT PL	\$235.98
118-460-043	807 CHERT PL	\$235.98
118-460-044	805 CHERT PL	\$235.98
118-460-045	803 CHERT PL	\$235.98
118-460-046	801 CHERT PL	\$235.98
118-460-047	51 KARKIN PL	\$235.98
118-460-048	53 KARKIN PL	\$235.98
118-460-049	55 KARKIN PL	\$235.98
118-460-050	57 KARKIN PL	\$235.98
118-460-051	56 KARKIN PL	\$235.98
118-460-052	54 KARKIN PL	\$235.98
118-460-053	52 KARKIN PL	\$235.98
118-460-054	1733 INDIAN WELLS WAY	\$235.98
118-460-055	501 SUISUN CT	\$235.98
118-460-056	503 SUISUN CT	\$235.98
118-460-057	505 SUISUN CT	\$235.98
118-460-058	507 SUISUN CT	\$235.98
118-460-059	509 SUISUN CT	\$235.98
118-460-060	511 SUISUN CT	\$235.98
118-460-061	510 SUISUN CT	\$235.98
118-460-062	508 SUISUN CT	\$235.98
118-460-063	506 SUISUN CT	\$235.98
118-460-064	504 SUISUN CT	\$235.98
118-460-065	502 SUISUN CT	\$235.98
118-460-066	1731 INDIAN WELLS WAY	\$235.98
118-460-067	1729 INDIAN WELLS WAY	\$235.98
118-460-068	1727 INDIAN WELLS WAY	\$235.98
118-460-069	1725 INDIAN WELLS WAY	\$235.98
118-460-070	1723 INDIAN WELLS WAY	\$235.98
118-460-071	1721 INDIAN WELLS WAY	\$235.98
118-460-072	1719 INDIAN WELLS WAY	\$235.98

City of Clayton
Community Facilities District 1990-1R
Clayton Middle School
Fiscal Year 2016/17 Special Tax Roll

APN	Situs Address	Levy
118-460-073	722 ANIZUMNE CT	\$235.98
118-460-074	720 ANIZUMNE CT	\$235.98
118-460-075	718 ANIZUMNE CT	\$235.98
118-460-076	716 ANIZUMNE CT	\$235.98
118-460-077	714 ANIZUMNE CT	\$235.98
118-460-078	712 ANIZUMNE CT	\$235.98
118-460-079	710 ANIZUMNE CT	\$235.98
118-460-080	708 ANIZUMNE CT	\$235.98
118-460-081	706 ANIZUMNE CT	\$235.98
118-460-082	704 ANIZUMNE CT	\$235.98
118-460-083	702 ANIZUMNE CT	\$235.98
118-460-084	700 ANIZUMNE CT	\$235.98
118-460-085	1717 INDIAN WELLS WAY	\$235.98
118-460-086	1715 INDIAN WELLS WAY	\$235.98
118-460-087	1713 INDIAN WELLS WAY	\$235.98
118-460-088	1711 INDIAN WELLS WAY	\$235.98
118-460-089	901 ARROWHEAD TER	\$235.98
118-460-090	903 ARROWHEAD TER	\$235.98
118-460-091	905 ARROWHEAD TER	\$235.98
118-460-092	907 ARROWHEAD TER	\$235.98
118-460-093	909 ARROWHEAD TER	\$235.98
118-460-094	911 ARROWHEAD TER	\$235.98
118-460-095	913 ARROWHEAD TER	\$235.98
118-460-096	915 ARROWHEAD TER	\$235.98
118-460-097	917 ARROWHEAD TER	\$235.98
118-460-098	919 ARROWHEAD TER	\$235.98
118-460-099	921 ARROWHEAD TER	\$235.98
118-460-100	923 ARROWHEAD TER	\$235.98
118-460-101	925 ARROWHEAD TER	\$235.98
118-460-102	927 ARROWHEAD TER	\$235.98
118-460-103	929 ARROWHEAD TER	\$235.98
118-460-105	926 ARROWHEAD TER	\$235.98
118-460-106	924 ARROWHEAD TER	\$235.98
118-460-107	922 ARROWHEAD TER	\$235.98
118-460-108	920 ARROWHEAD TER	\$235.98
118-460-109	918 ARROWHEAD TER	\$235.98
118-460-110	916 ARROWHEAD TER	\$235.98
118-460-111	914 ARROWHEAD TER	\$235.98
118-460-112	912 ARROWHEAD CIR	\$235.98
118-460-113	910 ARROWHEAD TER	\$235.98
118-460-114	908 ARROWHEAD TER	\$235.98
118-460-115	906 ARROWHEAD TER	\$235.98
118-460-116	904 ARROWHEAD TER	\$235.98
118-460-117	902 ARROWHEAD TER	\$235.98
118-460-118	900 ARROWHEAD TER	\$235.98
118-460-121	931 ARROWHEAD TER	\$235.98
118-470-003	1207 BUCKEYE TER	\$235.98
118-470-004	1205 BUCKEYE TER	\$235.98

**City of Clayton
Community Facilities District 1990-1R
Clayton Middle School
Fiscal Year 2016/17 Special Tax Roll**

APN	Situa Address	Levy
118-470-005	1203 BUCKEYE TER	\$235.98
118-470-006	1201 BUCKEYE TER	\$235.98
118-470-007	1211 BUCKEYE TER	\$235.98
118-470-008	1209 BUCKEYE TER	\$235.98
118-470-009	1213 BUCKEYE TER	\$235.98
118-470-010	1215 BUCKEYE TER	\$235.98
118-470-011	1217 BUCKEYE TER	\$235.98
118-470-012	1221 BUCKEYE TER	\$235.98
118-470-013	1223 BUCKEYE TER	\$235.98
118-470-014	1225 BUCKEYE TER	\$235.98
118-470-015	1227 BUCKEYE TER	\$235.98
118-470-016	1231 BUCKEYE TER	\$235.98
118-470-017	1233 BUCKEYE TER	\$235.98
118-470-018	1235 BUCKEYE TER	\$235.98
118-470-019	1237 BUCKEYE TER	\$235.98
118-470-020	1239 BUCKEYE TER	\$235.98
118-470-021	1241 BUCKEYE TER	\$235.98
118-470-022	1240 BUCKEYE TER	\$235.98
118-470-023	1238 BUCKEYE TER	\$235.98
118-470-024	1236 BUCKEYE TER	\$235.98
118-470-025	1234 BUCKEYE TER	\$235.98
118-470-026	1232 BUCKEYE TER	\$235.98
118-470-027	1230 BUCKEYE TER	\$235.98
118-470-028	1228 BUCKEYE TER	\$235.98
118-470-029	1226 BUCKEYE TER	\$235.98
118-470-030	1220 BUCKEYE TER	\$235.98
118-470-031	1218 BUCKEYE TER	\$235.98
118-470-032	1216 BUCKEYE TER	\$235.98
118-470-033	1214 BUCKEYE TER	\$235.98
118-470-034	1212 BUCKEYE TER	\$235.98
118-470-035	1200 BUCKEYE TER	\$235.98
118-470-036	1151 MOCCASIN CT	\$235.98
118-470-037	1153 MOCCASIN CT	\$235.98
118-470-038	1155 MOCCASIN CT	\$235.98
118-470-039	1159 MOCCASIN CT	\$235.98
118-470-040	1161 MOCCASIN CT	\$235.98
118-470-041	1163 MOCCASIN CT	\$235.98
118-470-042	1165 MOCCASIN CT	\$235.98
118-470-043	1169 MOCCASIN CT	\$235.98
118-470-044	1171 MOCCASIN CT	\$235.98
118-470-045	1173 MOCCASIN CT	\$235.98
118-470-046	1175 MOCCASIN CT	\$235.98
118-470-047	1174 MOCCASIN CT	\$235.98
118-470-048	1172 MOCCASIN CT	\$235.98
118-470-049	1170 MOCCASIN CT	\$235.98
118-470-050	1168 MOCCASIN CT	\$235.98
118-470-051	1166 MOCCASIN CT	\$235.98
118-470-052	1164 MOCCASIN CT	\$235.98

**City of Clayton
Community Facilities District 1990-1R
Clayton Middle School
Fiscal Year 2016/17 Special Tax Roll**

APN	Situs Address	Levy
118-470-053	1160 MOCCASIN CT	\$235.98
118-470-054	1158 MOCCASIN CT	\$235.98
118-470-055	1156 MOCCASIN CT	\$235.98
118-470-056	1154 MOCCASIN CT	\$235.98
118-470-057	1152 MOCCASIN CT	\$235.98
118-470-063	1001 FEATHER CIR	\$235.98
118-470-064	1003 FEATHER CIR	\$235.98
118-470-065	1005 FEATHER CIR	\$235.98
118-470-066	1007 FEATHER CIR	\$235.98
118-470-067	1009 FEATHER CIR	\$235.98
118-470-068	1011 FEATHER CIR	\$235.98
118-470-069	1015 FEATHER CIR	\$235.98
118-470-070	1017 FEATHER CIR	\$235.98
118-470-071	1019 FEATHER CIR	\$235.98
118-470-072	1021 FEATHER CIR	\$235.98
118-470-076	1029 FEATHER CIR	\$235.98
118-470-079	1035 FEATHER CIR	\$235.98
118-470-080	1037 FEATHER CIR	\$235.98
118-470-081	1039 FEATHER CIR	\$235.98
118-470-082	1041 FEATHER CIR	\$235.98
118-470-083	1043 FEATHER CIR	\$235.98
118-470-084	1045 FEATHER CIR	\$235.98
118-470-085	1047 FEATHER CIR	\$235.98
118-470-086	1049 FEATHER CIR	\$235.98
118-470-087	1051 FEATHER CIR	\$235.98
118-470-088	1053 FEATHER CIR	\$235.98
118-470-089	1055 FEATHER CIR	\$235.98
118-470-090	1059 FEATHER CIR	\$235.98
118-470-091	1061 FEATHER CIR	\$235.98
118-470-092	1063 FEATHER CIR	\$235.98
118-470-093	1065 FEATHER CIR	\$235.98
118-470-094	1067 FEATHER CIR	\$235.98
118-470-095	1069 FEATHER CIR	\$235.98
118-470-096	1071 FEATHER CIR	\$235.98
118-470-097	1073 FEATHER CIR	\$235.98
118-470-098	1075 FEATHER CIR	\$235.98
118-470-099	1077 FEATHER CIR	\$235.98
118-470-100	1079 FEATHER CIR	\$235.98
118-470-101	1074 FEATHER CIR	\$235.98
118-470-102	1072 FEATHER CIR	\$235.98
118-470-103	1070 FEATHER CIR	\$235.98
118-470-104	1066 FEATHER CIR	\$235.98
118-470-105	1054 FEATHER CIR	\$235.98
118-470-106	1052 FEATHER CIR	\$235.98
118-470-107	1050 FEATHER CIR	\$235.98
118-470-108	1048 FEATHER CIR	\$235.98
118-470-109	1038 FEATHER CIR	\$235.98
118-470-110	1034 FEATHER CIR	\$235.98

City of Clayton
Community Facilities District 1990-1R
Clayton Middle School
Fiscal Year 2016/17 Special Tax Roll

APN	Situa Address	Levy
118-470-111	1032 FEATHER CIR	\$235.98
118-470-112	1028 FEATHER CIR	\$235.98
118-470-113	1016 FEATHER CIR	\$235.98
118-470-114	1014 FEATHER CIR	\$235.98
118-470-115	1012 FEATHER CIR	\$235.98
118-470-118	1023 FEATHER CIR	\$235.98
118-470-119	1025 FEATHER CIR	\$235.98
118-470-120	1027 FEATHER CIR	\$235.98
118-470-121	1031 FEATHER CIR	\$235.98
118-470-122	1033 FEATHER CIR	\$235.98
118-480-001	100 FOREST HILL DR	\$477.44
118-480-002	102 FOREST HILL DR	\$477.44
118-480-003	104 FOREST HILL DR	\$477.44
118-480-004	106 FOREST HILL DR	\$477.44
118-480-005	108 FOREST HILL DR	\$477.44
118-480-006	110 FOREST HILL DR	\$477.44
118-480-007	112 FOREST HILL DR	\$477.44
118-480-008	114 FOREST HILL DR	\$477.44
118-480-009	116 FOREST HILL DR	\$477.44
118-480-010	118 FOREST HILL DR	\$477.44
118-480-011	120 FOREST HILL DR	\$477.44
118-480-012	121 FOREST HILL DR	\$477.44
118-480-013	119 FOREST HILL DR	\$477.44
118-480-014	117 FOREST HILL DR	\$477.44
118-480-015	115 FOREST HILL DR	\$477.44
118-480-016	113 FOREST HILL DR	\$477.44
118-480-017	111 FOREST HILL DR	\$477.44
118-480-018	109 FOREST HILL DR	\$477.44
118-480-019	105 FOREST HILL DR	\$477.44
118-480-020	103 FOREST HILL DR	\$477.44
118-480-023	1008 PEBBLE BEACH DR	\$477.44
118-480-024	1010 PEBBLE BEACH DR	\$477.44
118-480-025	1012 PEBBLE BEACH DR	\$477.44
118-480-026	1014 PEBBLE BEACH DR	\$477.44
118-480-027	1016 PEBBLE BEACH DR	\$477.44
118-480-028	1018 PEBBLE BEACH DR	\$477.44
118-480-029	1020 PEBBLE BEACH DR	\$477.44
118-480-030	1022 PEBBLE BEACH DR	\$477.44
118-480-031	1024 PEBBLE BEACH DR	\$477.44
118-480-034	1033 PEBBLE BEACH DR	\$477.44
118-480-035	1031 PEBBLE BEACH DR	\$477.44
118-480-036	1029 PEBBLE BEACH DR	\$477.44
118-480-037	1027 PEBBLE BEACH DR	\$477.44
118-480-038	1025 PEBBLE BEACH DR	\$477.44
118-480-039	1023 PEBBLE BEACH DR	\$477.44
118-480-040	1021 PEBBLE BEACH DR	\$477.44
118-480-041	1011 PEBBLE BEACH DR	\$477.44
118-480-042	1009 PEBBLE BEACH DR	\$477.44

**City of Clayton
Community Facilities District 1990-1R
Clayton Middle School
Fiscal Year 2016/17 Special Tax Roll**

APN	Situs Address	Levy
118-480-043	1007 PEBBLE BEACH DR	\$477.44
118-480-044	1005 PEBBLE BEACH DR	\$477.44
118-480-045	1003 PEBBLE BEACH DR	\$477.44
118-480-046	101 FOREST HILL DR	\$477.44
118-480-047	1006 PEBBLE BEACH DR	\$477.44
118-480-048	1028 PEBBLE BEACH DR	\$954.86
118-490-001	132 INVERNESS WAY	\$477.44
118-490-003	138 INVERNESS WAY	\$477.44
118-490-005	140 INVERNESS WAY	\$477.44
118-490-006	142 INVERNESS WAY	\$477.44
118-490-007	1032 PEBBLE BEACH DR	\$477.44
118-490-008	1034 PEBBLE BEACH DR	\$477.44
118-490-009	1036 PEBBLE BEACH DR	\$477.44
118-490-010	1038 PEBBLE BEACH DR	\$477.44
118-490-011	1040 PEBBLE BEACH DR	\$477.44
118-490-012	1042 PEBBLE BEACH DR	\$477.44
118-490-013	1044 PEBBLE BEACH DR	\$477.44
118-490-014	1046 PEBBLE BEACH DR	\$477.44
118-490-015	1048 PEBBLE BEACH DR	\$477.44
118-490-016	1050 PEBBLE BEACH DR	\$477.44
118-490-017	1052 PEBBLE BEACH DR	\$477.44
118-490-018	1054 PEBBLE BEACH DR	\$477.44
118-490-019	1056 PEBBLE BEACH DR	\$477.44
118-490-020	1055 PEBBLE BEACH DR	\$477.44
118-490-021	1053 PEBBLE BEACH DR	\$477.44
118-490-022	1051 PEBBLE BEACH DR	\$477.44
118-490-023	1049 PEBBLE BEACH DR	\$477.44
118-490-024	1047 PEBBLE BEACH DR	\$477.44
118-490-025	1045 PEBBLE BEACH DR	\$477.44
118-490-027	134 INVERNESS WAY	\$477.44
118-490-028	136 INVERNESS WAY	\$477.44
118-500-001	1100 PEACOCK CREEK DR	\$477.44
118-500-002	1102 PEACOCK CREEK DR	\$477.44
118-500-005	1108 PEACOCK CREEK DR	\$477.44
118-500-006	1110 PEACOCK CREEK DR	\$477.44
118-500-007	1112 PEACOCK CREEK DR	\$477.44
118-500-008	1114 PEACOCK CREEK DR	\$477.44
118-500-009	1116 PEACOCK CREEK DR	\$477.44
118-500-010	1118 PEACOCK CREEK DR	\$477.44
118-500-011	1120 PEACOCK CREEK DR	\$477.44
118-500-012	1122 PEACOCK CREEK DR	\$477.44
118-500-013	1124 PEACOCK CREEK DR	\$477.44
118-500-014	1126 PEACOCK CREEK DR	\$477.44
118-500-015	1128 PEACOCK CREEK DR	\$477.44
118-500-016	1130 PEACOCK CREEK DR	\$477.44
118-500-017	1132 PEACOCK CREEK DR	\$477.44
118-500-018	1133 PEACOCK CREEK DR	\$477.44
118-500-019	1131 PEACOCK CREEK DR	\$477.44

**City of Clayton
Community Facilities District 1990-1R
Clayton Middle School
Fiscal Year 2016/17 Special Tax Roll**

APN	Situs Address	Levy
118-500-020	1129 PEACOCK CREEK DR	\$477.44
118-500-021	1127 PEACOCK CREEK DR	\$477.44
118-500-022	1125 PEACOCK CREEK DR	\$477.44
118-500-023	1123 PEACOCK CREEK DR	\$477.44
118-500-024	1121 PEACOCK CREEK DR	\$477.44
118-500-025	1117 PEACOCK CREEK DR	\$477.44
118-500-026	1115 PEACOCK CREEK DR	\$477.44
118-500-027	1111 PEACOCK CREEK DR	\$477.44
118-500-028	1109 PEACOCK CREEK DR	\$477.44
118-500-029	1107 PEACOCK CREEK DR	\$477.44
118-500-030	1105 PEACOCK CREEK DR	\$477.44
118-500-031	1103 PEACOCK CREEK DR	\$477.44
118-500-032	1104 PEACOCK CREEK DR	\$477.44
118-500-033	1106 PEACOCK CREEK DR	\$477.44
118-510-001	1134 PEACOCK CREEK DR	\$477.44
118-510-002	1136 PEACOCK CREEK DR	\$477.44
118-510-003	1138 PEACOCK CREEK DR	\$477.44
118-510-004	1140 PEACOCK CREEK DR	\$477.44
118-510-005	1142 PEACOCK CREEK DR	\$477.44
118-510-006	1144 PEACOCK CREEK DR	\$477.44
118-510-007	1146 PEACOCK CREEK DR	\$477.44
118-510-008	1148 PEACOCK CREEK DR	\$477.44
118-510-009	1150 PEACOCK CREEK DR	\$477.44
118-510-010	1152 PEACOCK CREEK DR	\$477.44
118-510-011	170 BRANDYWINE PL	\$477.44
118-510-012	172 BRANDYWINE PL	\$477.44
118-510-013	174 BRANDYWINE PL	\$477.44
118-510-015	185 BRANDYWINE PL	\$477.44
118-510-016	183 BRANDYWINE PL	\$477.44
118-510-017	181 BRANDYWINE PL	\$477.44
118-510-018	179 BRANDYWINE PL	\$477.44
118-510-019	177 BRANDYWINE PL	\$477.44
118-510-020	175 BRANDYWINE PL	\$477.44
118-510-021	173 BRANDYWINE PL	\$477.44
118-510-022	1160 TORREY PINES PL	\$477.44
118-510-023	1162 TORREY PINES PL	\$477.44
118-510-024	1163 TORREY PINES PL	\$477.44
118-510-025	1161 TORREY PINES PL	\$477.44
118-510-026	1155 PEACOCK CREEK DR	\$477.44
118-510-027	1151 PEACOCK CREEK DR	\$477.44
118-510-028	164 SILVERADO CT	\$477.44
118-510-029	166 SILVERADO CT	\$477.44
118-510-030	165 SILVERADO CT	\$477.44
118-510-031	163 SILVERADO CT	\$477.44
118-510-032	1149 PEACOCK CREEK DR	\$477.44
118-510-033	1147 PEACOCK CREEK DR	\$477.44
118-510-034	1145 PEACOCK CREEK DR	\$477.44
118-510-035	154 LONE PINE CT	\$477.44

**City of Clayton
Community Facilities District 1990-1R
Clayton Middle School
Fiscal Year 2016/17 Special Tax Roll**

APN	Situs Address	Levy
118-510-036	156 LONE PINE CT	\$477.44
118-510-037	155 LONE PINE CT	\$477.44
118-510-038	153 LONE PINE CT	\$477.44
118-510-039	151 LONE PINE CT	\$477.44
118-510-040	1139 PEACOCK CREEK DR	\$477.44
118-510-041	1137 PEACOCK CREEK DR	\$477.44
118-510-042	1135 PEACOCK CREEK DR	\$477.44
118-530-001	1401 INDIANHEAD WAY	\$191.62
118-530-002	1403 INDIANHEAD WAY	\$191.62
118-530-003	1405 INDIANHEAD WAY	\$191.62
118-530-004	1407 INDIANHEAD WAY	\$191.62
118-530-005	1409 INDIANHEAD WAY	\$191.62
118-530-006	1411 INDIANHEAD WAY	\$191.62
118-530-007	1413 INDIANHEAD WAY	\$191.62
118-530-008	1415 INDIANHEAD WAY	\$191.62
118-530-009	1417 INDIANHEAD WAY	\$191.62
118-530-010	1419 INDIANHEAD WAY	\$191.62
118-530-011	1421 INDIANHEAD WAY	\$191.62
118-530-012	1423 INDIANHEAD WAY	\$191.62
118-530-013	1425 INDIANHEAD WAY	\$191.62
118-530-014	1427 INDIANHEAD WAY	\$191.62
118-530-015	1429 INDIANHEAD WAY	\$191.62
118-530-016	1431 INDIANHEAD WAY	\$191.62
118-530-017	1433 INDIANHEAD CIR	\$191.62
118-530-018	1435 INDIANHEAD CIR	\$191.62
118-530-019	1437 INDIANHEAD CIR	\$191.62
118-530-020	1439 INDIANHEAD CIR	\$191.62
118-530-021	1441 INDIANHEAD CIR	\$191.62
118-530-022	1443 INDIANHEAD CIR	\$191.62
118-530-023	1445 INDIANHEAD CIR	\$191.62
118-530-024	1447 INDIANHEAD CIR	\$191.62
118-530-025	1449 INDIANHEAD CIR	\$191.62
118-530-026	1451 INDIANHEAD CIR	\$191.62
118-530-027	1453 INDIANHEAD CIR	\$191.62
118-530-028	1455 INDIANHEAD CIR	\$191.62
118-530-029	1457 INDIANHEAD CIR	\$191.62
118-530-030	1459 INDIANHEAD CIR	\$191.62
118-530-031	1461 INDIANHEAD CIR	\$191.62
118-530-033	1465 INDIANHEAD CIR	\$191.62
118-530-034	1467 INDIANHEAD CIR	\$191.62
118-530-035	1469 INDIANHEAD CIR	\$191.62
118-530-036	1471 INDIANHEAD CIR	\$191.62
118-530-037	1473 INDIANHEAD CIR	\$191.62
118-530-038	1475 INDIANHEAD CIR	\$191.62
118-530-039	1477 INDIANHEAD CIR	\$191.62
118-530-040	1479 INDIANHEAD CIR	\$191.62
118-530-041	1481 INDIANHEAD CIR	\$191.62
118-530-042	1483 INDIANHEAD CIR	\$191.62

**City of Clayton
Community Facilities District 1990-1R
Clayton Middle School
Fiscal Year 2016/17 Special Tax Roll**

APN	Situs Address	Levy
118-530-043	1485 INDIANHEAD CIR	\$191.62
118-530-044	1487 INDIANHEAD CIR	\$191.62
118-530-045	1489 INDIANHEAD CIR	\$191.62
118-530-046	1491 INDIANHEAD CIR	\$191.62
118-530-047	1466 INDIANHEAD CIR	\$191.62
118-530-048	1464 INDIANHEAD CIR	\$191.62
118-530-049	1462 INDIANHEAD CIR	\$191.62
118-530-050	1460 INDIANHEAD CIR	\$191.62
118-530-051	1458 INDIANHEAD CIR	\$191.62
118-530-052	1456 INDIANHEAD CIR	\$191.62
118-530-056	1463 INDIANHEAD CIR	\$191.62
118-540-001	4001 HUMMINGBIRD WAY	\$274.56
118-540-002	4003 HUMMINGBIRD WAY	\$274.56
118-540-003	4005 HUMMINGBIRD WAY	\$274.56
118-540-004	4007 HUMMINGBIRD WAY	\$274.56
118-540-005	4009 HUMMINGBIRD WAY	\$274.56
118-540-006	4011 HUMMINGBIRD WAY	\$274.56
118-540-007	4013 HUMMINGBIRD WAY	\$274.56
118-540-008	4015 HUMMINGBIRD WAY	\$274.56
118-540-009	4017 HUMMINGBIRD WAY	\$274.56
118-540-010	4019 HUMMINGBIRD WAY	\$274.56
118-540-011	4021 HUMMINGBIRD WAY	\$274.56
118-540-012	4022 HUMMINGBIRD WAY	\$274.56
118-540-013	4018 HUMMINGBIRD WAY	\$274.56
118-540-014	4014 HUMMINGBIRD WAY	\$274.56
118-540-015	4010 HUMMINGBIRD WAY	\$274.56
118-540-016	4008 HUMMINGBIRD WAY	\$274.56
118-540-017	4006 HUMMINGBIRD WAY	\$274.56
118-540-018	4004 HUMMINGBIRD WAY	\$274.56
118-540-019	4002 HUMMINGBIRD WAY	\$274.56
118-540-020	5001 RAVEN WAY	\$274.56
118-540-021	5003 RAVEN WAY	\$274.56
118-540-022	5005 RAVEN WAY	\$274.56
118-540-023	5007 RAVEN WAY	\$274.56
118-540-024	5009 RAVEN WAY	\$274.56
118-540-025	5011 RAVEN WAY	\$274.56
118-540-026	4024 HUMMINGBIRD WAY	\$274.56
118-540-027	5013 RAVEN WAY	\$274.56
118-540-028	5015 RAVEN WAY	\$274.56
118-540-029	5017 RAVEN WAY	\$274.56
118-540-030	5019 RAVEN WAY	\$274.56
118-540-031	3038 WINDMILL CANYON DR	\$274.56
118-540-032	3036 WINDMILL CANYON DR	\$274.56
118-540-033	3034 WINDMILL CANYON DR	\$274.56
118-540-034	3032 WINDMILL CANYON DR	\$274.56
118-540-035	3030 WINDMILL CANYON DR	\$274.56
118-540-036	3028 WINDMILL CANYON DR	\$274.56
118-540-037	3026 WINDMILL CANYON DR	\$274.56

City of Clayton
Community Facilities District 1990-1R
Clayton Middle School
Fiscal Year 2016/17 Special Tax Roll

APN	Situs Address	Levy
118-540-038	3024 WINDMILL CANYON DR	\$274.56
118-540-039	3025 WINDMILL CANYON DR	\$274.56
118-540-040	3027 WINDMILL CANYON DR	\$274.56
118-540-041	3029 WINDMILL CANYON DR	\$274.56
118-540-042	3031 WINDMILL CANYON DR	\$274.56
118-540-043	3033 WINDMILL CANYON DR	\$274.56
118-540-044	3035 WINDMILL CANYON DR	\$274.56
118-540-045	3037 WINDMILL CANYON DR	\$274.56
118-540-046	3039 WINDMILL CANYON DR	\$274.56
118-540-047	3041 WINDMILL CANYON DR	\$274.56
118-540-048	3043 WINDMILL CANYON DR	\$274.56
118-540-049	3045 WINDMILL CANYON DR	\$274.56
118-540-050	3047 WINDMILL CANYON DR	\$274.56
118-540-051	3049 WINDMILL CANYON DR	\$274.56
118-540-052	3051 WINDMILL CANYON DR	\$274.56
118-540-053	3053 WINDMILL CANYON DR	\$274.56
118-540-054	5022 RAVEN WAY	\$274.56
118-540-055	5020 RAVEN WAY	\$274.56
118-540-056	5018 RAVEN WAY	\$274.56
118-540-057	5016 RAVEN WAY	\$274.56
118-540-058	5014 RAVEN WAY	\$274.56
118-540-059	5012 RAVEN WAY	\$274.56
118-540-060	5010 RAVEN WAY	\$274.56
118-540-061	5008 RAVEN WAY	\$274.56
118-540-062	5006 RAVEN WAY	\$274.56
118-540-063	5004 RAVEN WAY	\$274.56
118-540-064	5002 RAVEN WAY	\$274.56
118-540-065	5000 RAVEN WAY	\$274.56
118-550-002	610 GOLDEN EAGLE PL	\$274.56
118-550-003	608 GOLDEN EAGLE PL	\$274.56
118-550-004	606 GOLDEN EAGLE PL	\$274.56
118-550-005	604 GOLDEN EAGLE PL	\$274.56
118-550-006	602 GOLDEN EAGLE PL	\$274.56
118-550-007	501 RAVEN PL	\$274.56
118-550-008	503 RAVEN PL	\$274.56
118-550-009	505 RAVEN PL	\$274.56
118-550-010	507 RAVEN PL	\$274.56
118-550-011	509 RAVEN PL	\$274.56
118-550-012	511 RAVEN PL	\$274.56
118-550-013	513 RAVEN PL	\$274.56
118-550-014	514 RAVEN PL	\$274.56
118-550-015	512 RAVEN PL	\$274.56
118-550-016	510 RAVEN PL	\$274.56
118-550-017	508 RAVEN PL	\$274.56
118-550-018	506 RAVEN PL	\$274.56
118-550-019	504 RAVEN PL	\$274.56
118-550-020	502 RAVEN PL	\$274.56
118-550-021	401 HUMMINGBIRD PL	\$274.56

**City of Clayton
Community Facilities District 1990-1R
Clayton Middle School
Fiscal Year 2016/17 Special Tax Roll**

APN	Situs Address	Levy
118-550-022	403 HUMMINGBIRD PL	\$274.56
118-550-023	405 HUMMINGBIRD PL	\$274.56
118-550-024	407 HUMMINGBIRD PL	\$274.56
118-550-025	409 HUMMINGBIRD PL	\$274.56
118-550-026	411 HUMMINGBIRD PL	\$274.56
118-550-027	413 HUMMINGBIRD PL	\$274.56
118-550-028	418 HUMMINGBIRD PL	\$274.56
118-550-029	416 HUMMINGBIRD PL	\$274.56
118-550-030	414 HUMMINGBIRD PL	\$274.56
118-550-031	412 HUMMINGBIRD PL	\$274.56
118-550-032	410 HUMMINGBIRD PL	\$274.56
118-550-033	408 HUMMINGBIRD PL	\$274.56
118-550-034	406 HUMMINGBIRD PL	\$274.56
118-550-035	404 HUMMINGBIRD PL	\$274.56
118-550-036	402 HUMMINGBIRD PL	\$274.56
118-550-038	612 GOLDEN EAGLE PL	\$274.56
118-570-001	363 BLUE OAK LN	\$410.24
118-570-002	365 BLUE OAK LN	\$410.24
118-570-003	367 BLUE OAK LN	\$410.24
118-570-004	369 BLUE OAK LN	\$410.24
118-570-005	371 BLUE OAK LN	\$410.24
118-570-006	373 BLUE OAK LN	\$410.24
118-570-007	375 BLUE OAK LN	\$410.24
118-570-008	377 BLUE OAK LN	\$410.24
118-570-009	379 BLUE OAK LN	\$410.24
118-570-010	381 BLUE OAK LN	\$410.24
118-570-012	385 BLUE OAK LN	\$410.24
118-570-013	387 BLUE OAK LN	\$410.24
118-570-014	389 BLUE OAK LN	\$410.24
118-570-015	391 BLUE OAK LN	\$410.24
118-570-016	390 BLUE OAK LN	\$410.24
118-570-017	388 BLUE OAK LN	\$410.24
118-570-018	81 WILDCAT WAY	\$410.24
118-570-019	83 WILDCAT WAY	\$410.24
118-570-020	85 WILDCAT WAY	\$410.24
118-570-021	477 OBSIDIAN WAY	\$410.24
118-570-022	479 OBSIDIAN WAY	\$410.24
118-570-023	478 OBSIDIAN WAY	\$410.24
118-570-024	476 OBSIDIAN WAY	\$410.24
118-570-025	474 OBSIDIAN WAY	\$410.24
118-570-026	470 OBSIDIAN WAY	\$410.24
118-570-027	468 OBSIDIAN WAY	\$410.24
118-570-028	63 ANTELOPE CT	\$410.24
118-570-029	65 ANTELOPE CT	\$410.24
118-570-030	66 ANTELOPE CT	\$410.24
118-570-031	64 ANTELOPE CT	\$410.24
118-570-032	62 ANTELOPE CT	\$410.24
118-570-033	60 ANTELOPE CT	\$410.24

City of Clayton
Community Facilities District 1990-1R
Clayton Middle School
Fiscal Year 2016/17 Special Tax Roll

APN	Situs Address	Levy
118-570-034	458 OBSIDIAN WAY	\$410.24
118-570-035	456 OBSIDIAN WAY	\$410.24
118-570-038	56 TUISHTAK CT	\$410.24
118-570-039	54 TUISHTAK CT	\$410.24
118-570-040	52 TUISHTAK CT	\$410.24
118-570-041	453 OBSIDIAN WAY	\$410.24
118-570-042	455 OBSIDIAN WAY	\$410.24
118-570-043	457 OBSIDIAN WAY	\$410.24
118-570-044	459 OBSIDIAN WAY	\$410.24
118-570-045	461 OBSIDIAN WAY	\$410.24
118-570-046	463 OBSIDIAN WAY	\$410.24
118-570-047	465 OBSIDIAN WAY	\$410.24
118-570-048	467 OBSIDIAN WAY	\$410.24
118-570-049	469 OBSIDIAN WAY	\$410.24
118-570-050	471 OBSIDIAN WAY	\$410.24
118-570-051	473 OBSIDIAN WAY	\$410.24
118-570-052	84 WILDCAT WAY	\$410.24
118-570-053	380 BLUE OAK LN	\$410.24
118-570-054	376 BLUE OAK LN	\$410.24
118-570-055	374 BLUE OAK LN	\$410.24
118-570-056	372 BLUE OAK LN	\$410.24
118-570-057	370 BLUE OAK LN	\$410.24
118-570-058	368 BLUE OAK LN	\$410.24
118-570-059	366 BLUE OAK LN	\$410.24
118-570-060	362 BLUE OAK LN	\$410.24
118-570-061	383 BLUE OAK LN	\$410.24
118-570-062	53 TUISHTAK CT	\$410.24
118-570-063	55 TUISHTAK CT	\$410.24
118-580-001	200 CONDOR WAY	\$235.98
118-580-002	202 CONDOR WAY	\$235.98
118-580-003	204 CONDOR WAY	\$235.98
118-580-004	206 CONDOR WAY	\$235.98
118-580-005	208 CONDOR WAY	\$235.98
118-580-006	210 CONDOR WAY	\$235.98
118-580-007	212 CONDOR WAY	\$235.98
118-580-008	214 CONDOR WAY	\$235.98
118-580-009	216 CONDOR WAY	\$235.98
118-580-010	218 CONDOR WAY	\$235.98
118-580-011	220 CONDOR WAY	\$235.98
118-580-012	222 CONDOR WAY	\$235.98
118-580-013	224 CONDOR WAY	\$235.98
118-580-014	226 CONDOR WAY	\$235.98
118-580-015	5000 KELLER RIDGE DR	\$235.98
118-580-016	5002 KELLER RIDGE DR	\$235.98
118-580-017	5004 KELLER RIDGE DR	\$235.98
118-580-018	5006 KELLER RIDGE DR	\$235.98
118-580-019	5008 KELLER RIDGE DR	\$235.98
118-580-020	5010 KELLER RIDGE DR	\$235.98

**City of Clayton
Community Facilities District 1990-1R
Clayton Middle School
Fiscal Year 2016/17 Special Tax Roll**

APN	Situs Address	Levy
118-580-021	5012 KELLER RIDGE DR	\$235.98
118-580-022	5037 KELLER RIDGE DR	\$235.98
118-580-023	5035 KELLER RIDGE DR	\$235.98
118-580-024	5033 KELLER RIDGE DR	\$235.98
118-580-025	5031 KELLER RIDGE DR	\$235.98
118-580-026	5029 KELLER RIDGE DR	\$235.98
118-580-027	5027 KELLER RIDGE DR	\$235.98
118-580-028	5025 KELLER RIDGE DR	\$235.98
118-580-029	5023 KELLER RIDGE DR	\$235.98
118-580-030	5021 KELLER RIDGE DR	\$235.98
118-580-031	5019 KELLER RIDGE DR	\$235.98
118-580-032	5017 KELLER RIDGE DR	\$235.98
118-580-033	5015 KELLER RIDGE DR	\$235.98
118-580-034	5013 KELLER RIDGE DR	\$235.98
118-580-035	5011 KELLER RIDGE DR	\$235.98
118-590-004	4705 KELLER RIDGE DR	\$191.62
118-590-005	4707 KELLER RIDGE DR	\$191.62
118-590-006	4703 KELLER RIDGE DR	\$191.62
118-590-007	4701 KELLER RIDGE DR	\$191.62
118-590-009	4605 KELLER RIDGE DR	\$191.62
118-590-010	4607 KELLER RIDGE DR	\$191.62
118-590-011	4603 KELLER RIDGE DR	\$191.62
118-590-012	4601 KELLER RIDGE DR	\$191.62
118-590-015	4507 KELLER RIDGE DR	\$191.62
118-590-016	4505 KELLER RIDGE DR	\$191.62
118-590-017	4501 KELLER RIDGE DR	\$191.62
118-590-018	4503 KELLER RIDGE DR	\$191.62
118-590-022	4905 KELLER RIDGE DR	\$191.62
118-590-023	4907 KELLER RIDGE DR	\$191.62
118-590-024	4903 KELLER RIDGE DR	\$191.62
118-590-025	4901 KELLER RIDGE DR	\$191.62
118-590-027	4805 KELLER RIDGE DR	\$191.62
118-590-028	4807 KELLER RIDGE DR	\$191.62
118-590-029	4803 KELLER RIDGE DR	\$191.62
118-590-030	4801 KELLER RIDGE DR	\$191.62
118-600-001	905 CONDOR PL	\$191.62
118-600-002	907 CONDOR PL	\$191.62
118-600-003	903 CONDOR PL	\$191.62
118-600-004	901 CONDOR PL	\$191.62
118-600-006	807 CONDOR PL	\$191.62
118-600-007	805 CONDOR PL	\$191.62
118-600-008	801 CONDOR PL	\$191.62
118-600-009	803 CONDOR PL	\$191.62
118-600-011	705 CONDOR PL	\$191.62
118-600-012	707 CONDOR PL	\$191.62
118-600-013	703 CONDOR PL	\$191.62
118-600-014	701 CONDOR PL	\$191.62
118-600-016	607 CONDOR PL	\$191.62

**City of Clayton
Community Facilities District 1990-1R
Clayton Middle School
Fiscal Year 2016/17 Special Tax Roll**

APN	Situs Address	Levy
118-600-017	605 CONDOR PL	\$191.62
118-600-018	601 CONDOR PL	\$191.62
118-600-019	603 CONDOR PL	\$191.62
118-600-021	505 CONDOR PL	\$191.62
118-600-022	507 CONDOR PL	\$191.62
118-600-023	503 CONDOR PL	\$191.62
118-600-024	501 CONDOR PL	\$191.62
118-600-026	405 CONDOR PL	\$191.62
118-600-027	407 CONDOR PL	\$191.62
118-600-028	403 CONDOR PL	\$191.62
118-600-029	401 CONDOR PL	\$191.62
118-600-031	307 CONDOR PL	\$191.62
118-600-032	305 CONDOR PL	\$191.62
118-600-033	301 CONDOR PL	\$191.62
118-600-034	303 CONDOR PL	\$191.62
118-600-036	207 CONDOR PL	\$191.62
118-600-037	205 CONDOR PL	\$191.62
118-600-038	201 CONDOR PL	\$191.62
118-600-039	203 CONDOR PL	\$191.62
118-610-001	1947 EAGLE PEAK AVE	\$191.62
118-610-002	1945 EAGLE PEAK AVE	\$191.62
118-610-003	1941 EAGLE PEAK AVE	\$191.62
118-610-004	1943 EAGLE PEAK AVE	\$191.62
118-610-006	1925 EAGLE PEAK AVE	\$191.62
118-610-007	1927 EAGLE PEAK AVE	\$191.62
118-610-008	1923 EAGLE PEAK AVE	\$191.62
118-610-009	1921 EAGLE PEAK AVE	\$191.62
118-610-012	3905 COYOTE CIR	\$191.62
118-610-013	3907 COYOTE CIR	\$191.62
118-610-014	3903 COYOTE CIR	\$191.62
118-610-015	3901 COYOTE CIR	\$191.62
118-610-020	3805 COYOTE CIR	\$191.62
118-610-021	3807 COYOTE CIR	\$191.62
118-610-022	3803 COYOTE CIR	\$191.62
118-610-023	3801 COYOTE CIR	\$191.62
118-610-024	3707 COYOTE CIR	\$191.62
118-610-025	3705 COYOTE CIR	\$191.62
118-610-026	3701 COYOTE CIR	\$191.62
118-610-027	3703 COYOTE CIR	\$191.62
118-610-028	3605 COYOTE CIR	\$191.62
118-610-029	3607 COYOTE CIR	\$191.62
118-610-030	3603 COYOTE CIR	\$191.62
118-610-031	3601 COYOTE CIR	\$191.62
118-620-001	6001 GOLDEN EAGLE WAY	\$274.56
118-620-002	6003 GOLDEN EAGLE WAY	\$274.56
118-620-003	6005 GOLDEN EAGLE WAY	\$274.56
118-620-004	6007 GOLDEN EAGLE WAY	\$274.56
118-620-005	6009 GOLDEN EAGLE WAY	\$274.56

**City of Clayton
Community Facilities District 1990-1R
Clayton Middle School
Fiscal Year 2016/17 Special Tax Roll**

APN	Situs Address	Levy
118-620-006	6011 GOLDEN EAGLE WAY	\$274.56
118-620-007	6013 GOLDEN EAGLE WAY	\$274.56
118-620-008	3089 WINDMILL CANYON DR	\$274.56
118-620-009	3091 WINDMILL CANYON DR	\$274.56
118-620-010	3093 WINDMILL CANYON DR	\$274.56
118-620-011	3095 WINDMILL CANYON DR	\$274.56
118-620-012	3097 WINDMILL CANYON DR	\$274.56
118-620-013	3099 WINDMILL CANYON DR	\$274.56
118-620-014	3101 WINDMILL CANYON DR	\$274.56
118-620-015	3103 WINDMILL CANYON DR	\$274.56
118-620-016	3105 WINDMILL CANYON DR	\$274.56
118-620-017	3107 WINDMILL CANYON DR	\$274.56
118-620-018	3109 WINDMILL CANYON DR	\$274.56
118-620-019	3111 WINDMILL CANYON DR	\$274.56
118-620-020	6036 GOLDEN EAGLE WAY	\$274.56
118-620-021	6034 GOLDEN EAGLE WAY	\$274.56
118-620-022	6032 GOLDEN EAGLE WAY	\$274.56
118-620-023	6030 GOLDEN EAGLE WAY	\$274.56
118-620-024	6028 GOLDEN EAGLE WAY	\$274.56
118-620-025	6026 GOLDEN EAGLE WAY	\$274.56
118-620-026	6024 GOLDEN EAGLE WAY	\$274.56
118-620-027	6022 GOLDEN EAGLE WAY	\$274.56
118-620-028	6018 GOLDEN EAGLE WAY	\$274.56
118-620-029	7001 MOLLUK WAY	\$274.56
118-620-030	7003 MOLLUK WAY	\$274.56
118-620-031	7005 MOLLUK WAY	\$274.56
118-620-032	7007 MOLLUK WAY	\$274.56
118-620-033	7009 MOLLUK WAY	\$274.56
118-620-034	7011 MOLLUK WAY	\$274.56
118-620-035	7015 MOLLUK WAY	\$274.56
118-620-036	7019 MOLLUK WAY	\$274.56
118-620-037	7021 MOLLUK WAY	\$274.56
118-620-038	7023 MOLLUK WAY	\$274.56
118-620-039	7025 MOLLUK WAY	\$274.56
118-620-040	7027 MOLLUK WAY	\$274.56
118-620-041	7028 MOLLUK WAY	\$274.56
118-620-042	7026 MOLLUK WAY	\$274.56
118-620-043	7024 MOLLUK WAY	\$274.56
118-620-044	7022 MOLLUK WAY	\$274.56
118-620-045	7020 MOLLUK WAY	\$274.56
118-620-046	7018 MOLLUK WAY	\$274.56
118-620-047	7016 MOLLUK WAY	\$274.56
118-620-048	7014 MOLLUK WAY	\$274.56
118-620-049	7012 MOLLUK WAY	\$274.56
118-620-050	7010 MOLLUK WAY	\$274.56
118-620-051	7008 MOLLUK WAY	\$274.56
118-620-052	7006 MOLLUK WAY	\$274.56
118-620-053	7004 MOLLUK WAY	\$274.56

**City of Clayton
Community Facilities District 1990-1R
Clayton Middle School
Fiscal Year 2016/17 Special Tax Roll**

APN	Situs Address	Levy
118-620-054	7002 MOLLUK WAY	\$274.56
118-620-055	7000 MOLLUK WAY	\$274.56
118-620-056	5151 KELLER RIDGE DR	\$274.56
118-620-057	5153 KELLER RIDGE DR	\$274.56
118-620-058	5155 KELLER RIDGE DR	\$274.56
118-620-059	5157 KELLER RIDGE DR	\$274.56
118-620-060	5159 KELLER RIDGE DR	\$274.56
118-620-061	5161 KELLER RIDGE DR	\$274.56
118-620-062	5163 KELLER RIDGE DR	\$274.56
118-630-001	6015 GOLDEN EAGLE WAY	\$274.56
118-630-002	6017 GOLDEN EAGLE WAY	\$274.56
118-630-003	6019 GOLDEN EAGLE WAY	\$274.56
118-630-004	6021 GOLDEN EAGLE WAY	\$274.56
118-630-005	6023 GOLDEN EAGLE WAY	\$274.56
118-630-006	6025 GOLDEN EAGLE WAY	\$274.56
118-630-007	6027 GOLDEN EAGLE WAY	\$274.56
118-630-008	6031 GOLDEN EAGLE WAY	\$274.56
118-630-009	3072 WINDMILL CANYON DR	\$274.56
118-630-010	3070 WINDMILL CANYON DR	\$274.56
118-630-011	3068 WINDMILL CANYON DR	\$274.56
118-630-012	3066 WINDMILL CANYON DR	\$274.56
118-630-013	3064 WINDMILL CANYON DR	\$274.56
118-630-014	3062 WINDMILL CANYON DR	\$274.56
118-630-015	3060 WINDMILL CANYON DR	\$274.56
118-630-016	3058 WINDMILL CANYON DR	\$274.56
118-630-017	3056 WINDMILL CANYON DR	\$274.56
118-630-018	3054 WINDMILL CANYON DR	\$274.56
118-630-019	3055 WINDMILL CANYON DR	\$274.56
118-630-020	3057 WINDMILL CANYON DR	\$274.56
118-630-021	3059 WINDMILL CANYON DR	\$274.56
118-630-022	3061 WINDMILL CANYON DR	\$274.56
118-630-023	3063 WINDMILL CANYON DR	\$274.56
118-630-024	3065 WINDMILL CANYON DR	\$274.56
118-630-025	3067 WINDMILL CANYON DR	\$274.56
118-630-026	3069 WINDMILL CANYON DR	\$274.56
118-630-027	3071 WINDMILL CANYON DR	\$274.56
118-630-028	3073 WINDMILL CANYON DR	\$274.56
118-630-029	3075 WINDMILL CANYON DR	\$274.56
118-630-030	3077 WINDMILL CANYON DR	\$274.56
118-630-031	3079 WINDMILL CANYON DR	\$274.56
118-630-032	3081 WINDMILL CANYON DR	\$274.56
118-630-033	3083 WINDMILL CANYON DR	\$274.56
118-630-034	3085 WINDMILL CANYON DR	\$274.56
118-630-035	3087 WINDMILL CANYON DR	\$274.56
118-630-036	3090 WINDMILL CANYON DR	\$274.56
118-630-037	3088 WINDMILL CANYON DR	\$274.56
118-630-038	3084 WINDMILL CANYON DR	\$274.56
118-630-039	3080 WINDMILL CANYON DR	\$274.56

City of Clayton
Community Facilities District 1990-1R
Clayton Middle School
Fiscal Year 2016/17 Special Tax Roll

APN	Situs Address	Levy
118-630-040	3078 WINDMILL CANYON DR	\$274.56
118-640-001	5171 KELLER RIDGE DR	\$410.24
118-640-002	5173 KELLER RIDGE DR	\$410.24
118-640-003	5175 KELLER RIDGE DR	\$410.24
118-640-004	5177 KELLER RIDGE DR	\$410.24
118-640-005	5179 KELLER RIDGE DR	\$410.24
118-640-006	5181 KELLER RIDGE DR	\$410.24
118-640-007	5183 KELLER RIDGE DR	\$410.24
118-640-008	5185 KELLER RIDGE DR	\$410.24
118-640-009	5187 KELLER RIDGE DR	\$410.24
118-640-010	5189 KELLER RIDGE DR	\$410.24
118-640-011	705 ACORN DR	\$410.24
118-640-012	707 ACORN DR	\$410.24
118-640-014	711 ACORN DR	\$410.24
118-640-015	713 ACORN DR	\$410.24
118-640-016	715 ACORN DR	\$410.24
118-640-017	717 ACORN DR	\$410.24
118-640-018	719 ACORN DR	\$410.24
118-640-019	721 ACORN DR	\$410.24
118-640-020	716 ACORN DR	\$410.24
118-640-022	901 DEER PL	\$410.24
118-640-024	905 DEER PL	\$410.24
118-640-025	904 DEER PL	\$410.24
118-640-026	902 DEER PL	\$410.24
118-640-027	5188 KELLER RIDGE DR	\$410.24
118-640-028	5186 KELLER RIDGE DR	\$410.24
118-640-029	5184 KELLER RIDGE DR	\$410.24
118-640-030	8001 KELOK WAY	\$410.24
118-640-031	8003 KELOK WAY	\$410.24
118-640-032	8005 KELOK WAY	\$410.24
118-640-033	8007 KELOK WAY	\$410.24
118-640-034	81 BEAR PL	\$410.24
118-640-035	83 BEAR PL	\$410.24
118-640-036	80 BEAR PL	\$410.24
118-640-037	8011 KELOK WAY	\$410.24
118-640-038	8010 KELOK WAY	\$410.24
118-640-039	8008 KELOK WAY	\$410.24
118-640-040	8006 KELOK WAY	\$410.24
118-640-041	8004 KELOK WAY	\$410.24
118-640-042	8002 KELOK WAY	\$410.24
118-640-043	8000 KELOK WAY	\$410.24
118-640-044	5174 KELLER RIDGE DR	\$410.24
118-640-046	903 DEER PL	\$410.24
118-640-047	714 ACORN DR	\$410.24
118-640-048	709 ACORN DR	\$410.24
118-650-001	5191 KELLER RIDGE DR	\$410.24
118-650-002	9001 ELK DR	\$410.24
118-650-003	9003 ELK DR	\$410.24

City of Clayton
Community Facilities District 1990-1R
Clayton Middle School
Fiscal Year 2016/17 Special Tax Roll

APN	Situs Address	Levy
118-650-004	9005 ELK DR	\$410.24
118-650-005	701 ACORN DR	\$410.24
118-650-006	703 ACORN DR	\$410.24
118-650-007	908 DEER PL	\$410.24
118-650-008	906 DEER PL	\$410.24
118-650-009	801 GREY FOX PL	\$410.24
118-650-010	803 GREY FOX PL	\$410.24
118-650-011	805 GRAY FOX PL	\$410.24
118-650-012	807 GREY FOX PL	\$410.24
118-650-013	809 GREY FOX PL	\$410.24
118-650-014	806 GREY FOX PL	\$410.24
118-650-015	804 GREY FOX PL	\$410.24
118-650-016	800 GRAY FOX PL	\$410.24
118-650-017	9007 ELK DR	\$410.24
118-650-018	9009 ELK DR	\$410.24
118-650-019	9011 ELK DR	\$410.24
118-650-020	9013 ELK DR	\$410.24
118-650-021	9008 ELK DR	\$410.24
118-650-022	9006 ELK DR	\$410.24
118-650-023	9004 ELK DR	\$410.24
118-650-024	9002 ELK DR	\$410.24
118-650-025	5193 KELLER RIDGE DR	\$410.24
118-650-026	5194 KELLER RIDGE DR	\$410.24
118-650-027	5192 KELLER RIDGE DR	\$410.24
118-650-028	5190 KELLER RIDGE DR	\$410.24
118-650-029	85 BEAR PL	\$410.24
118-650-030	84 BEAR PL	\$410.24
118-650-031	82 BEAR PL	\$410.24
118-660-001	4405 COYOTE CIR	\$191.62
118-660-002	4407 COYOTE CIR	\$191.62
118-660-003	4403 COYOTE CIR	\$191.62
118-660-004	4401 COYOTE CIR	\$191.62
118-660-006	4307 COYOTE CIR	\$191.62
118-660-007	4305 COYOTE CIR	\$191.62
118-660-008	4301 COYOTE CIR	\$191.62
118-660-009	4303 COYOTE CIR	\$191.62
118-660-013	4005 COYOTE CIR	\$191.62
118-660-014	4007 COYOTE CIR	\$191.62
118-660-015	4003 COYOTE CIR	\$191.62
118-660-016	4001 COYOTE CIR	\$191.62
118-660-019	3407 COYOTE CIR	\$191.62
118-660-020	3405 COYOTE CIR	\$191.62
118-660-021	3401 COYOTE CIR	\$191.62
118-660-022	3403 COYOTE CIR	\$191.62
118-660-024	3307 COYOTE CIR	\$191.62
118-660-025	3305 COYOTE CIR	\$191.62
118-660-026	3301 COYOTE CIR	\$191.62
118-660-027	3303 COYOTE CIR	\$191.62

City of Clayton
Community Facilities District 1990-1R
Clayton Middle School
Fiscal Year 2016/17 Special Tax Roll

APN	Situs Address	Levy
118-660-029	3205 COYOTE CIR	\$191.62
118-660-030	3207 COYOTE CIR	\$191.62
118-660-031	3203 COYOTE CIR	\$191.62
118-660-032	3201 COYOTE CIR	\$191.62
118-660-036	2907 COYOTE CIR	\$191.62
118-660-037	2905 COYOTE CIR	\$191.62
118-660-038	2901 COYOTE CIR	\$191.62
118-660-039	2903 COYOTE CIR	\$191.62
118-660-047	4207 COYOTE CIR	\$191.62
118-660-048	4205 COYOTE CIR	\$191.62
118-660-049	4201 COYOTE CIR	\$191.62
118-660-050	4203 COYOTE CIR	\$191.62
118-660-052	4107 COYOTE CIR	\$191.62
118-660-053	4105 COYOTE CIR	\$191.62
118-660-054	4101 COYOTE CIR	\$191.62
118-660-055	4103 COYOTE CIR	\$191.62
118-660-057	3105 COYOTE CIR	\$191.62
118-660-058	3107 COYOTE CIR	\$191.62
118-660-059	3103 COYOTE CIR	\$191.62
118-660-060	3101 COYOTE CIR	\$191.62
118-660-062	3005 COYOTE CIR	\$191.62
118-660-063	3007 COYOTE CIR	\$191.62
118-660-064	3003 COYOTE CIR	\$191.62
118-660-065	3001 COYOTE CIR	\$191.62
118-660-067	3507 COYOTE CIR	\$191.62
118-660-068	3505 COYOTE CIR	\$191.62
118-660-069	3501 COYOTE CIR	\$191.62
118-660-070	3503 COYOTE CIR	\$191.62
118-660-071	3104 COYOTE CIR	\$191.62
118-660-072	3102 COYOTE CIR	\$191.62
118-660-073	3106 COYOTE CIR	\$191.62
118-660-074	3108 COYOTE CIR	\$191.62
118-660-075	3902 COYOTE CIR	\$191.62
118-660-076	3904 COYOTE CIR	\$191.62
118-660-077	3906 COYOTE CIR	\$191.62
118-660-078	3908 COYOTE CIR	\$191.62
118-660-079	4104 COYOTE CIR	\$191.62
118-660-080	4102 COYOTE CIR	\$191.62
118-660-081	4106 COYOTE CIR	\$191.62
118-660-082	4108 COYOTE CIR	\$191.62
118-670-001	8012 KELOK WAY	\$410.24
118-670-002	8014 KELOK WAY	\$410.24
118-670-003	8016 KELOK WAY	\$410.24
118-670-004	8018 KELOK WAY	\$410.24
118-670-005	8020 KELOK WAY	\$410.24
118-670-006	8022 KELOK WAY	\$410.24
118-670-007	8024 KELOK WAY	\$410.24
118-670-008	8026 KELOK WAY	\$410.24

City of Clayton
Community Facilities District 1990-1R
Clayton Middle School
Fiscal Year 2016/17 Special Tax Roll

APN	Situa Address	Levy
118-670-009	8028 KELOK WAY	\$410.24
118-670-010	8030 KELOK WAY	\$410.24
118-670-011	8032 KELOK WAY	\$410.24
118-670-012	8034 KELOK WAY	\$410.24
118-670-013	8036 KELOK WAY	\$410.24
118-670-014	8038 KELOK WAY	\$410.24
118-670-015	8040 KELOK WAY	\$410.24
118-670-016	8042 KELOK WAY	\$410.24
118-670-017	8053 KELOK WAY	\$410.24
118-670-018	8051 KELOK WAY	\$410.24
118-670-019	8049 KELOK WAY	\$410.24
118-670-020	8047 KELOK WAY	\$410.24
118-670-021	8045 KELOK WAY	\$410.24
118-670-022	8043 KELOK WAY	\$410.24
118-670-023	8041 KELOK WAY	\$410.24
118-670-024	8039 KELOK WAY	\$410.24
118-670-025	8037 KELOK WAY	\$410.24
118-670-026	5229 KELLER RIDGE DR	\$410.24
118-670-027	5227 KELLER RIDGE DR	\$410.24
118-670-028	5225 KELLER RIDGE DR	\$410.24
118-670-029	5223 KELLER RIDGE DR	\$410.24
118-670-030	5222 KELLER RIDGE DR	\$410.24
118-670-031	5224 KELLER RIDGE DR	\$410.24
118-670-032	5226 KELLER RIDGE DR	\$410.24
118-670-033	5230 KELLER RIDGE DR	\$410.24
118-670-034	8027 KELOK WAY	\$410.24
118-670-035	8025 KELOK WAY	\$410.24
118-670-036	8023 KELOK WAY	\$410.24
118-670-037	8021 KELOK WAY	\$410.24
118-670-038	8019 KELOK WAY	\$410.24
118-670-039	8017 KELOK WAY	\$410.24
118-670-040	90 KELOK CT	\$410.24
118-670-041	92 KELOK CT	\$410.24
118-670-042	94 KELOK WAY	\$410.24
118-670-043	8015 KELOK WAY	\$410.24
118-670-044	8013 KELOK WAY	\$410.24
118-680-001	5221 KELLER RIDGE DR	\$410.24
118-680-002	5219 KELLER RIDGE DR	\$410.24
118-680-003	5217 KELLER RIDGE DR	\$410.24
118-680-004	5215 KELLER RIDGE DR	\$410.24
118-680-005	5213 KELLER RIDGE DR	\$410.24
118-680-006	5211 KELLER RIDGE DR	\$410.24
118-680-007	5209 KELLER RIDGE DR	\$410.24
118-680-008	5207 KELLER RIDGE DR	\$410.24
118-680-009	5205 KELLER RIDGE DR	\$410.24
118-680-010	5203 KELLER RIDGE DR	\$410.24
118-680-011	5201 KELLER RIDGE DR	\$410.24
118-680-012	5199 KELLER RIDGE DR	\$410.24

**City of Clayton
Community Facilities District 1990-1R
Clayton Middle School
Fiscal Year 2016/17 Special Tax Roll**

APN	Situs Address	Levy
118-680-013	5197 KELLER RIDGE DR	\$410.24
118-680-014	5195 KELLER RIDGE DR	\$410.24
118-680-015	5198 KELLER RIDGE DR	\$410.24
118-680-016	5200 KELLER RIDGE DR	\$410.24
118-680-017	5202 KELLER RIDGE DR	\$410.24
118-680-018	5204 KELLER RIDGE DR	\$410.24
118-680-019	5206 KELLER RIDGE DR	\$410.24
118-680-020	5208 KELLER RIDGE DR	\$410.24
118-680-021	5210 KELLER RIDGE DR	\$410.24
118-680-022	5212 KELLER RIDGE DR	\$410.24
118-680-023	5214 KELLER RIDGE DR	\$410.24
118-680-024	5216 KELLER RIDGE DR	\$410.24
118-680-025	5218 KELLER RIDGE DR	\$410.24
118-680-026	5220 KELLER RIDGE DR	\$410.24
Totals:	1,358 Parcels	\$401,798.58

ORDINANCE NO. 274

AN ORDINANCE OF THE CITY COUNCIL OF THE CITY OF CLAYTON AUTHORIZING THE LEVY OF A SPECIAL TAX WITHIN COMMUNITY FACILITIES DISTRICT NO. 1990-1 (MIDDLE SCHOOL)

WHEREAS, on May 1, 1990, the City Council of the City of Clayton, State of California (the "Council"), adopted its Resolution No. 30-90 (the "Resolution of Intention to Establish the District") stating its intention to form Community Facilities District No. 1990-1 of the City of Clayton (the "District") pursuant to Chapter 2.5 of Part 1 of Division 2 of Title 5 (commencing with Section 53311) of the California Government Code, commonly known as the "Mello-Roos Community Facilities Act of 1982" (the "Act"); and

WHEREAS, on May 1, 1990, the Council also adopted Resolution No. 31-90 (the "Resolution of Intention to Incur Bonded Indebtedness") stating its intention to incur bonded indebtedness in an amount not to exceed \$6,500,000 within the District for the purpose of financing the costs of certain facilities specified in the Resolution of Intention to Establish the District (the "Facilities"); and

WHEREAS, notice was published as required by law relative to the intention of this Council to form the proposed District and to incur bonded indebtedness in an amount not to exceed \$6,500,000 within the District; and

WHEREAS, on May 31, 1990, this Council convened noticed public hearings as required by law, (1) to determine whether it

should proceed with the formation of the District and authorize the rate, method of apportionment, and manner of collection of a special tax to be levied within the District for the purpose of paying for the Facilities, including the payment of interest on and principal of and other periodic costs on the bonds proposed to be issued to finance the Facilities, and the repayment of funds advanced to the District, and the annual administration expenses of the City and the District in determining, apportioning, levying and collecting such special tax and all incidental expenses authorized under the Act, and (2) on the proposal to incur the bonded indebtedness; and

WHEREAS, at said hearings all persons desiring to be heard on all matters pertaining to the formation of the District, the levy of the special tax, the proposed issuance of the bonded indebtedness, and all other matters set forth in the Resolution of Intention to Establish the District and the Resolution of Intention to Incur Bonded Indebtedness, were heard and considered and full and fair hearings were held thereon; and

WHEREAS, this Council, subsequent to said hearings, adopted Resolution No. 50-90 (the "Resolution of Formation") which established the District, determined the validity of prior proceedings relative to the formation of the District and the incurring of bonded indebtedness, authorized the levy of a special tax within the District and called an election for June 12, 1990, on the propositions of levying a special tax and establishing an appropriations limit within the District; and

WHEREAS, this Council, subsequent to said hearings, adopted Resolution No. 51-90 (the "Resolution to Incur Bonded Indebtedness") which determined the necessity of incurring bonded indebtedness in an amount not to exceed \$6,500,000 and called an election within the District for June 12, 1990, on the proposition of incurring bonded indebtedness; and

WHEREAS, on June 12, 1990, in accordance with the Resolution of Formation and the Resolution to Incur Bonded Indebtedness, a consolidated election was held within the District in which the qualified electors approved by more than a two-thirds vote the propositions of incurring the bonded indebtedness, levying a special tax, and establishing an appropriations limit within the District;

NOW, THEREFORE, the City Council of the City of Clayton, DOES ORDAIN as follows:

Section 1. The above recitals are all true and correct and this Council so finds and determines.

Section 2. By the passage of this Ordinance, this Council authorizes the levy of a special tax pursuant to the rate and method of apportionment set forth in Exhibit "A" attached hereto and incorporated by reference herein, being the rate and method of apportionment specified in the Resolution of Formation.

Section 3. This Council is hereby further authorized each year by resolution adopted within the time period, if any,

provided in the Act, to determine the specific special tax rate and amount to be levied for the next fiscal year, except that the special tax rate to be levied shall not exceed that set forth in Exhibit "A" hereto, but the special tax may be levied at a lower rate.

Section 4. Properties or entities of the state, federal or other local governments shall, except as otherwise provided in Sections 53317.3 and 53317.5 of the Act, be exempt from the special tax. No other properties or entities are exempt from the special tax unless the properties or entities are expressly exempted in the Resolution of Formation (and Exhibit "A" hereto), or in a resolution of consideration to levy a new special tax or special taxes or to alter the rate or method of apportionment or an existing special tax as provided in Section 53334 of the Act.

Section 5. All of the collections of the special tax shall be used as provided for in the Act and the Resolution of Formation. The special tax shall be levied only so long as needed for its purpose as described in the Resolution of Formation and the Resolution to Incur Bonded Indebtedness.

Section 6. The special tax shall be collected in the same manner as ordinary ad valorem property taxes are collected and shall be subject to the same penalties and the same procedure, sale, and lien priority in case of delinquency as is provided for ad valorem taxes, as such procedure may be modified by law from time to time.

Section 7. This Ordinance shall become effective thirty (30) days from and after its passage.

Section 8. Within fifteen (15) days after the passage of this Ordinance the City Clerk is hereby ordered and directed to certify to the passage of this Ordinance and, because there is no newspaper of general circulation published and circulated in the City, to cause the same to be posted in the following three public places in the City:

City Hall, 1007 Oak Street

Endeavor Hall, Oak at Center Street

Ohms Board in front of U.S. Post Office

* * * * *

The foregoing Ordinance was introduced at a regular meeting of the City Council of the City of Clayton held on June 19, 1990.

Passed, adopted and ordered posted at a regular meeting of the City Council of the City of Clayton held on July 3, 1990, by the following vote:

AYES: Councilmembers: Hall, Manning, Musto, Mayor Hawes.


NOTES: None

ABSENT: Vice Mayor Kendall



Mayor

ATTEST:



City Clerk

I hereby certify that the foregoing Ordinance was duly introduced at a regular meeting of the City Council of the City of Clayton held on June 19, 1990, and was duly adopted, passed and ordered posted at a regular meeting of the City Council held on July 3, 1990.

Ruth A. Scott

City Clerk

CITY OF CLAYTON
CLAYTON MIDDLE SCHOOL FINANCING PROGRAM
COMMUNITY FACILITIES DISTRICT NO. 1990-1
SPECIAL TAX FORMULA

A special tax shall be levied on and collected from each parcel in Community Facilities District No. 1990-1, of the City of Clayton, in each fiscal year commencing on July 1, 1990, in an amount determined by the City Council of the City of Clayton through the application of the appropriate special tax for Residences and Residential Land.

The special tax shall be levied upon those lots and parcels listed in Table 1 within Subdivision 6990 (filed of record on December 20, 1988, in Book 328 of Maps, at Page 21, in the Official Records of the Contra Costa County Recorder) included within the boundaries of the community facilities district.

The special tax shall be levied on Residences and Residential Land.

Residence means a residential dwelling, and the subdivided lot upon which it is constructed, for which a certificate of occupancy has been issued by the City of Clayton.

Residential Land means those lots and parcels listed in Table 1 excepting (1) Residences and (2) any lands not zoned or designated by the City of Clayton for the construction of a Residence.

Wherever it is stated that the City of Clayton shall designate the number of Residences or the land on which Residences are to be constructed, such designation shall be made at the time a subdivision map is filed of record.

Residence Special Tax

The special tax will be levied against a Residence following the issuance of a certificate of occupancy. For each fiscal year (July 1 - June 30), the special tax on a Residence will be levied against each Residence for which a certificate of occupancy has been issued by July 15 of that year.

The Special Tax for a Residence on a parcel showing one residence under ESTIMATED NUMBER OF RESIDENCES on Table 1 shall be the amount shown for that parcel under MAXIMUM SPECIAL TAX on Table 1.

The Special Tax for Residences on parcels showing a number greater than one under ESTIMATED NUMBER OF RESIDENCES on Table 1 shall be determined as follows: When a subdivision map for such parcel is filed of record, the Special Tax for Residences on such parcel shall be apportioned equally to each new lot and parcel created by the subdivision map based on the number of Residences

of a Residence. Upon any further resubdivision of a parcel created by such subdivision map, a further apportionment shall be made in a manner consistent with the preceding apportionment rules.

Residential Land Special Tax

Beginning July 1, 1991, and ending when there is no Residential Land in the community facilities district, a Residential Land Special Tax may be annually levied on the Residential Land. The total Residential Land Special Tax so levied shall be one hundred percent (100%) of the annual debt service, on the bonds to be issued by the community facilities district, for the following bond year (increased to one hundred five percent (105%) commencing July 1, 1997), less the total of the following amounts:

- The total Residence Special Taxes to be levied for that fiscal year
- Interest earnings available from unspent bond proceeds during the pre-development and construction period of the school, to the extent such earnings may be legally used to pay interest on the bonds for the following bond year pursuant to the Mello-Roos Community Facilities District Act of 1982.
- Any other funds which the City of Clayton determines are available to the community facilities district for payment of the debt service for the following bond year other than those funds which are designated for other purposes.

The total Residential Land Special Tax resulting from the above calculation, but not more than such total tax, shall be apportioned to the Residential Land as follows:

- a. The Maximum Residential Land Special Tax for each subdivided lot zoned or designated by the City of Clayton for the construction of a Residence shall be equal to the Maximum Residence Special Tax which would be levied on the lot if it were a Residence.
- b. The balance of the total Residential Land Special Tax shall be levied against all other parcels of Residential Land based on the anticipated number of Residences to be constructed thereon as determined by the City of Clayton.

The special taxes of the community facilities district will be collected in the same manner and at the same time as ad valorem property taxes.

EXHIBIT A

COMMUNITY FACILITIES DISTRICT NO. 1990-1

Description of Facilities

1. The acquisition of 400 thousand dollars of the site preparation work on the school site referenced in 2 below, and on a ballfield and playground park site to be conveyed to the City adjacent to said school site.
2. The construction of a middle school facility on a site to be conveyed to the Mt. Diablo Unified School District, said site being located on the easterly side of Marsh Creek Road between Bigelow Street and Regency Drive.

However, in the event a contract has not been awarded for the construction of the school by August 1, 1992, (or the extension of said date if agreed to by the current owner of the site), then the payment of school facility impact fees to said School District, plus one or more of the following alternative facilities:

- (a) the acquisition or construction of a fire station on a site to be located on Oakhurst Drive southerly of Clayton Road;
- (b) the acquisition or construction of a portion of the improvements to the ballfield and playground park site, referenced in 1 above, including, but not limited to, turf, bleachers, restrooms and drainage facilities. It is estimated that the cost of such improvements will exceed 5.5 million dollars. After allowing for the funding of the first 400 thousand dollars thereof pursuant to 1, above, it is anticipated that the next 2.68 million dollars thereof will be funded from other sources (such as the Oakhurst Assessment District). The remaining 2.42 million dollar portion of said improvements is to be funded by Community Facilities District No. 1990-1.

It is recognized that, in the event the school is not constructed so that the City undertakes the acquisition and construction of the alternative facilities set forth in (a) and (b), above, there may not be sufficient monies from the proceeds of the sale of the bonds proposed to be issued to acquire and construct all of the alternative facilities. It is intended that the alternative facilities to be

acquired and constructed in the descending order of priority set forth above. To the extent any alternative facility has not been acquired or constructed at the time the City determines that all of the bond proceeds have been expended, then such facility not acquired or constructed shall, from the date of such determination, be deemed removed from this description of facilities.

3. The above-listed types of facilities are proposed to include incidental expenses as authorized by the Mello-Roos Community Facilities Act of 1982, including, but not limited to, the cost of planning and designing the facilities (including the cost of environmental evaluations thereof); costs associated with the creation of the District, issuance of the bonds thereof, determination of the amount of taxes, collection of taxes, payment of taxes, or costs otherwise incurred in order to carry out the authorized purposes of the District; and any other expenses incidental to the construction, completion, and inspection of the facilities.

Approved: _____

Gary A. Napper
City Manager



AGENDA REPORT

TO: HONORABLE MAYOR AND COUNCILMEMBERS
FROM: Janet Brown, City Clerk
DATE: June 21, 2016
SUBJECT: Biennial Review of Conflict of Interest Code

RECOMMENDATION

By minute motion, direct the City Clerk to review Clayton’s Conflict of Interest Code and submit a notice to the City Council no later than October 3, 2016 indicating whether or not amendments are required or that no amendments are necessary.

BACKGROUND

The Political Reform Act requires every local government agency to review its conflict of interest code biennially to determine if it is accurate or, alternatively, that the code must be amended. Once the determination has been made, a notice must be submitted to the Code Reviewing Body (City Council) no later than October 1 of even-numbered years. This year, October 1 falls on a Saturday, resulting in the deadline extended to October 3, 2016.

Therefore, the City Council must, no later than July 1, 2016, officially instruct its city organization to review its code and submit a notice to the City Council that either amendments are required or that no amendments are necessary. This action constitutes the initiation of the procedure required by State law.


FISCAL IMPACT

None.



Agenda Date: 6-21-2016

Agenda Item: 5g

Approved: 
Gary A. Napper
City Manager

AGENDA REPORT

TO: HONORABLE MAYOR AND COUNCILMEMBERS
FROM: CITY MANAGER
DATE: 21 JUNE 2016
**SUBJECT: PROPOSED 3-MONTH TIME EXTENSION TO EMPLOYMENT TERMS
CLAYTON UNDESIGNATED MISCELLANEOUS CITY EMPLOYEES UNIT**

RECOMMENDATION

It is recommended the City Council adopt the attached Resolution approving a three (3) month extension (Addendum 1) to the existing terms and conditions of employment and compensation with the City's Undesignated Miscellaneous City Employees Unit, effective 01 July 2016 through 30 September 2016, unless replaced sooner by a new Memorandum of Agreement (MOA).

BACKGROUND

By state law the City and its employee units must meet and consult over matters related to compensation, benefits and terms of public employment for unrepresented (non-union) employee groups. In October 2014, the City and its Undesignated Miscellaneous City Employees Unit (i.e. all non-sworn personnel) agreed to a two-year MOA establishing certain new terms and conditions of employment and compensation that included, among other items, a 1.5% cost of living adjustment over each of the two years and the unfreezing of traditional merit step increase eligibilities. The latest MOA eliminated Lincoln's Birthday (February 12th) as a paid City Holiday and also rescinded the remaining 2 unpaid furlough days in effect at that time.

This two-year MOA expires on 30 June 2016. In anticipation of its expiration the parties expectantly rely on the release of the proposed City Budget each year to determine the financial status of the City for consideration during the collective bargaining process. With the public release of the City's proposed FY 2016-17 Budgets on June 7th, the Miscellaneous City Employees Unit met internally to discuss its wishes and then two (2) appointed representatives of the Unit met with the City Manager on Friday, June 10th. Since, under recent state law, the City Council may only meet to discuss employment compensation matters for this particular group at a regularly-scheduled meeting (under Closed Session), this June 21st meeting will be the first opportunity for the City Council to review and consider this Unit's initial proposal. Clearly there is insufficient time remaining for

good faith negotiations to occur and be set before the MOA lapses at the end of day on June 30th.

Therefore, the City Manager and the Miscellaneous City Employees Unit have agreed it would be beneficial to extend the existing terms and conditions of public employment, set to expire on 30 June 2016, for an additional three (3) month time period through 30 September 2013. It is expected this extension (Addendum 1) will allow adequate time for each party to determine respective positions on a subsequent Memorandum of Agreement (MOA) without disrupting the vast majority of compensation and employment terms.

DISCUSSION

On June 16th, the Unit's appointed representatives delivered a one-page communication (ref. Attachment 3) indicating its request for an up-to-three (3) month extension to the underlying MOA set to expire on June 30th, with one additional caveat. During the current 2-year MOA, the parties agreed to a new employee benefit, namely a 1% longevity pay clause in FY 2014-15 and an additional 1% longevity pay increase in FY 2015-16 (2% cumulative total). Unit members eligible for this longevity benefit must be employed with the City for fifteen (15) years or more on or before 01 August 2014. Currently, four (4) members of this Unit are receiving the 2% longevity pay provision. The MOA language (ref. Attachment 4) clearly stipulated this provision sunsets on 01 July 2016.

In its letter agreeing to the 3-month time extension, the Unit indicates its acknowledgement and acceptance this longevity pay provision concludes on, and does not survive beyond, 01 July 2016.

FISCAL IMPACT

The expiring MOA contains a number of Miscellaneous City Employees Unit benefits as well as City [Employer] continuation of compensation and Employer-paid benefits. Fortunately, changes in premium rates for medical and dental insurance plans occur in January each year and are not impacted during this interim arrangement. The mutually-agreeable sunset to end the longevity pay provision of 2% salary reduces the City's cost by \$571.28 per month.

An inherent component of employment contract extensions includes the negotiated aspect of "retroactivity". The Miscellaneous City Employees Unit understands its interim agreement to extend current terms and concessions does not bind or deny its rights to meet and consult overall employment terms and conditions, including retroactivity to 01 July 2016. The same reservation of rights also affixes to the City by this process and agreement.

- Attachments:
1. City Resolution with "Exhibit A", Addendum 1 [4 pp.]
 2. Letter by Unit representatives [1 pg.]
 3. Article 12 – Longevity Pay [1 pg.]

RESOLUTION NO. - 2016

**A RESOLUTION APPROVING A THREE (3) MONTH ADDENDUM 1 TO
THE BASE MEMORANDUM OF AGREEMENT BETWEEN THE CITY OF
CLAYTON AND THE CLAYTON UNDESIGNATED MISCELLANEOUS CITY
EMPLOYEES UNIT, EFFECTIVE JULY – SEPTEMBER 2016**

**THE CITY COUNCIL
City of Clayton, California**

WHEREAS, authorized representatives of the City of Clayton and the Clayton Undesignated Miscellaneous City Employees Unit recently met and consulted in good faith regarding certain matters including, but not limited to, wages, hours, and terms and conditions of employment with the City, pursuant to *California Government Code* Section 3500, et. seq.; and

WHEREAS, due to time constraints and other pressing workloads, both parties mutually agree it is beneficial to continue the terms and conditions contained in the Memorandum of Agreement (MOA) set to expire on 30 June 2016 to allow each party sufficient and additional time to construct a replacement MOA; and

WHEREAS, in consideration thereof the parties to the aforementioned discussions have set forth a three (3) month Addendum 1 to bridge the expiring 2 year MOA that does encompass the full and complete agreements reached between the parties for the time period of July 01, 2016 up to and through September 30, 2016, unless replaced sooner by a new MOA; and

WHEREAS, the City Manager, as the City Council's designated labor negotiator, does herein recommend approval of the proposed Addendum 1 to this Unit's base MOA, as outlined in its entirety in "Exhibit A" and attached hereto as if fully set forth in this Resolution.

NOW, THEREFORE, BE IT RESOLVED that the City Council of Clayton, California does hereby accept and approve the Addendum 1 ("Exhibit A") to the base Memorandum of Agreement (MOA) by and between the City and the Clayton Undesignated Miscellaneous City Employees Unit during the term hereof, effective July 01, 2016 up to and through the date of September 30, 2016, unless replaced sooner by a MOA, and does hereby authorize and instruct the City Manager to implement the agreed-upon terms and conditions accordingly.

Resolution No. - 2016
3-Month Addendum to Base Agreement with Miscellaneous City Employees Unit
21 June 2016

PASSED, APPROVED AND ADOPTED by the City Council of Clayton, California at a regular public meeting thereof held on the 21st day of June 2016 by the following vote:

AYES:

NOES:

ABSTAIN:

ABSENT:

THE CITY COUNCIL OF CLAYTON, CA

Howard Geller, Mayor

ATTEST:

Janet Brown, City Clerk

This Addendum 1 is a modification to that 2-year Memorandum of Agreement (MOA) entered into by and between the City of Clayton ("City") and the Undesignated Miscellaneous City Employees Unit, said MOA previously approved and authorized by the Clayton City Council at a regular public meeting thereof held the 7th day of October 2014. Addendum No. 1 has been negotiated in good faith between the two named parties, pursuant to the Section 3500, et. seq. of the *California Government Code*, and intends to and does hereby modify only the following employment terms and conditions sections of the underlying MOA as herein contained below:

A. **ARTICLE 12: LONGEVITY PAY**

Provision and benefit eliminated in its entirety effective 01 July 2016.

B. **ARTICLE 13: TERM OF AGREEMENT**

Addendum 1 is effective on 01 July 2016 and continues up to and through 30 September 2016, unless replaced sooner by a new MOA between the City and the Undesignated Miscellaneous Employees Unit.

C. All other and existing terms and conditions of the underlying Memorandum of Agreement (MOA) by and between the parties remain in full force and effect through 30 September 2016, to the extent such are not in conflict with the provisions of Addendum 1 outlined above. In the event such a conflict arises, Addendum 1's terms and conditions shall and do hereby prevail in effect and implementation.

IN WITNESS THEREOF, this Addendum 1 is entered into this 16th day of June 2016, pursuant to the provisions of *California Government Code* Section 3500, et. seq., for presentation to and recommendation for approval by the City Council of the City of Clayton, CA.

CLAYTON UNDESIGNATED MISCELLANEOUS CITY EMPLOYEES UNIT


By:



Chris Wenzel, Unit Representative

Date: JUNE 16, 2016

and



Mindy Gentry, Unit Representative

Date: JUNE 16, 2016

CITY OF CLAYTON LABOR NEGOTIATOR

By:



Gary A. Napper, City Manager

Date: 16 JUNE 2016

#####

June 16, 2016

City of Clayton
Honorable Mayor and Councilmembers
6000 Heritage Trail
Clayton, CA 94517

Received
JUN 16 2016
City of Clayton

RE: Undesignated Miscellaneous Employees Unit Three Month Extension

Dear Honorable Mayor and Councilmembers:

The Undesignated Miscellaneous Employees Unit (Unit) respectfully requests a three month extension of the *Terms and Conditions of Employment for the Undesignated Miscellaneous City Employees Unit Effective the Fiscal Years of 2014-2015 and 2015-2016* (Agreement) to allow additional time for the Unit to discuss new terms and conditions with the City. This would extend the existing Agreement until September 30, 2016 and include the sunset of the Longevity Pay on July 1, 2016.

Respectfully submitted by the representatives of the Undesignated Miscellaneous City Employees Unit,


Chris Wenzel

6-16-16
Date

and


Mindy Gentry

6/16/2016
Date

ARTICLE 12: LONGEVITY PAY

Currently-employed members of this Unit who on or before 01 August 2014 have fifteen (15) years or more of consecutive years of employment with the City and are at Step E of their respective salary range shall receive a one percent (1%) longevity pay increase retroactive to 01 August 2014 and an additional one percent (1%) longevity pay increase effective 01 July 2015.


Because the longevity pay provision is particular to a tenured employee and is not aligned with job classification(s), the longevity pay increase is not considered part of one's base salary classification pay but will be added to a qualifying employee's bi-weekly paycheck. This longevity pay provision sunsets on 01 July 2016 unless mutually approved for continuance by both parties.



Agenda Date: 6-21-2016

Agenda Item: 5h

STAFF REPORT



TO: HONORABLE MAYOR AND COUNCILMEMBERS

FROM: RICK ANGRISANI, CITY ENGINEER

DATE: JUNE 21, 2016

SUBJECT: A RESOLUTION ACCEPTING THE LOCAL EMERGENCY CONSTRUCTION OF THE CARDINET TRAIL REPAIRS PROJECT (CIP 10421) AS COMPLETE AND ORDERING THE FILING OF A NOTICE OF COMPLETION

RECOMMENDATION

Adopt Resolution.

BACKGROUND

The contractor, G. N. Henley, Inc., has completed construction of the local emergency Cardinet Trail Repairs Project (CIP 10421) and has requested acceptance of the work.

While difficult, the work went very well, though the scope of the work expanded significantly as explained in the attached Final Project Report. The expansion of the work caused the construction expense to grow from the originally estimated \$43,000 to \$67,000. The final project costs ended up exceeding the Landscape Maintenance District's approved project budget of \$75,000 by approximately \$2,439.53 (3.3%).

The Engineering Department has now completed inspection of the improvements and submits that the project passes our standards and is now ready for acceptance.

FISCAL IMPACT

As explained in the Final Project Report, the final cost of the project came in at \$77,439.53 or \$2,439.53 (3.3%) over the approved budget.

Staff recommends that the budget overrun be funded from the Landscape Maintenance District reserve funds.

CONCLUSION

The project is complete and the work has satisfied the project's specifications. Therefore, staff recommends approval of this Resolution accepting the work as complete and ordering the filing of a Notice of Completion.

In addition, the Council must authorize the allocation of an additional \$2,439.53 from the Landscape Maintenance District Reserves (estimated balance of \$961,970 on June 30, 2016) and the payment of all retained funds 35 days after filing of the Notice.

Attachments: Resolution
 Notice of Completion
 Final Project Report

**A RESOLUTION ACCEPTING THE CONSTRUCTION OF THE
CARDINET TRAIL LOCAL EMERGENCY REPAIR PROJECT (CIP #10421) AS
COMPLETE AND ORDERING THE FILING OF A NOTICE OF COMPLETION**

**THE CITY COUNCIL
City of Clayton, California**

WHEREAS, on April 5, 2016 under local emergency conditions the City Council of Clayton, California did award a contract to G. N. Henley, Inc. for the construction of the Cardinet Trail Repair Project (CIP #10421); and

WHEREAS, G. N. Henley, Inc. has now represented its emergency repair work is complete and it requests acceptance by the City; and

WHEREAS, the City Engineer has inspected the work, declares the contract and related project specifications have been fulfilled, and the City Engineer now requests the City Council to accept the work and authorize the filing of a Notice of Completion; and

WHEREAS, the City Council must accept the work as complete and order the filing of a Notice of Completion prior to release of the retained funds;

NOW, THEREFORE, BE IT RESOLVED that the City Council of Clayton, California does hereby accept as completed as of the date of adoption of this Resolution the local emergency construction of the Cardinet Trail Repair Project (CIP #10421) and hereby authorizes the City Engineer to file a Notice of Completion with the County Recorder, and further authorizes the release of the contract retention after the required 35 day waiting period.

PASSED, APPROVED AND ADOPTED by the City Council of Clayton, California at a regular public meeting thereof held on the 21st day of June, 2016 by the following vote:

AYES:

NOES:

ABSTAIN:

ABSENT:

THE CITY COUNCIL OF CLAYTON, CA

HOWARD GELLER, Mayor

ATTEST:

Janet Brown, City Clerk

#

I hereby certify that the foregoing Resolution was duly and regularly passed by the City Council of the City of Clayton at its regular public meeting held on June 21, 2016.

Janet Brown, City Clerk

Recorded at the request of:

City of Clayton
6000 Heritage Trail
Clayton, CA 94517

**NOTICE OF ACCEPTANCE
AND COMPLETION OF PUBLIC WORKS**

NOTICE IS HEREBY GIVEN that the City of Clayton did, on or about April 15, 2016, contract with G. N. Henley, Inc., 3107 Morgan Territory Road, Clayton, California, 94517, for the local emergency construction of the Cardinet Trail Repair Project (CIP #10421) in accordance with the plans and specifications prepared by the City of Clayton and said contractor's surety was and is Indemnity Company of California, P.O. Box 19725, Irvine, California, 92623.

NOTICE IS FURTHER GIVEN that the Clayton City Engineer has inspected said work of the Contractor and reported that the work complies with the approved plans and specifications and recommended its acceptance as complete. Further, the City Council of the City of Clayton, California, by its adoption of Resolution No. XX-2016 on June 21, 2016, accepted said public work as complete.

I hereby certify that the foregoing is true and correct and that the aforesaid action of the City Council of the City of Clayton, in accepting said public work as completed, was duly entered on the minutes of said Council's meeting of June 21, 2016. I declare under penalty of perjury that the foregoing is true and correct.

Dated: June 22, 2016, at Clayton, California.

Janet Brown, City Clerk

**CITY OF CLAYTON
ENGINEERING DEPARTMENT
925/363-7433
FINAL PROJECT REPORT**

CARDINET TRAIL LOCAL EMERGENCY RESTORATION – CIP 10421

Project Description

Under a time and materials construction contract with G. N. Henley, the Cardinet Trail Local Emergency Restoration Project was performed. The project consisted of installing rock cages (gabions) to reestablish the creek bank alignment where stream flows had eroded the bank and washed away a portion of the public trail. The work included the reconstruction of the washed away trail section.

Scope Changes During Construction

The original project design plan called for the installation of 20 lineal feet of gabions. When construction started, we determined that it would be necessary to increase the length of the gabions (and trail reconstruction) to approximately 36 feet.

We attempted to find some means of access to the site (other than the weight-limited pedestrian bridge), but were unsuccessful. All materials had to be carried over the pedestrian bridge which extended the time required to complete the work.

Overruns

Based upon the plans we prepared (showing 20 feet of gabions), Henley estimated a maximum construction cost of \$43,000. The expansion of the repair area increased the final construction cost to about \$67,000.

CIP Budget and Funding Sources

Total Budget:	Original Amount (5/5/15)	\$75,000
Sources:		
	Landscape Maintenance District	75,000

Final Costs

Permco (design, admin & inspect. – est. to compl.)	\$9,900.00
G. N. Henley, Inc. (paid to date)	63,723.56
G. N. Henley, Inc. (retention)	3,353.87
Legal	<u>462.10</u>
Total Project Costs	\$77,439.53
Budget Variance: over (under)	\$2,439.53 3.3%

Funding Recommendations

Staff recommends that the shortfall (\$2,439.53) be taken from the Landscape Maintenance Fund Reserves (estimated balance of \$961,970).



Agenda Date: 6-21-2016

Agenda Item: 5i

Approved:

Gary A. Napper
City Manager

AGENDA REPORT

TO: HONORABLE MAYOR AND COUNCILMEMBERS

FROM: CITY MANAGER

DATE: 21 JUNE 2016

SUBJECT: RESOLUTION APPROVING AN ADJUSTMENT IN BASE RETAINER AND SPECIAL LEGAL SERVICE RATES, CITY ATTORNEY SERVICES

RECOMMENDATION

It is recommended the City Council adopt the attached Resolution approving the First Amendment to the General Counsel Legal Services Agreement for contract general and special legal services with the law firm of Best Best & Krieger, LLP, for city attorney legal services.

BACKGROUND

For almost five (5) years, the law firm of Best Best & Krieger, LLP ("BB&K") has served the City and its Successor Agency as its city attorney. Malathy "Mala" Subramanian has been the City Attorney for that entire time period and has admirably represented the City with legal counsel and legal advice. On 14 June 2016, BB&K formally notified the City Manager that it seeks an increase in its monthly base retainer fee and an upward adjustment to its partner special legal services billing rates along with a rise in paralegal/law clerks' hourly rates. The proposed and recommended increases would be effective with the commencement of the new fiscal year beginning 01 July 2016.

DISCUSSION

BB&K's request is its first submittal of a rate increase since the City retained BB&K as its law firm in August 2011. During that time period to present, the Consumer Price Index (CPI) for the San Francisco – Oakland – San Jose, CA statistical area has risen by 12.77% (Aug. 2011 through April 2016). The requested \$500.00 per month adjustment to its base retainer fee currently at \$8,000 constitutes a 6% increase with an annual monetary value of \$6,000. The requested increase was anticipated and has been folded into the General Fund Budget proposed for Fiscal Year 2016-17.

In addition, BB&K seeks an adjustment in its billing rates for Special Legal Services which are additional types of legal advice and representations not included within its base retainer

fee. Pursuant to the underlying Agreement, Special Legal Services include the following (ref. page 2):

- Litigation and formal administrative hearing matters;
- Labor relations and employment matters;
- Complex real estate or land acquisitions;
- Redevelopment;
- Natural resources (including CEQA, NEPA, and endangered species);
- Tax and ERISA related matters;
- Toxic substances matters (e.g., CERCLA, RCRA);
- Complex Code Enforcement; and
- Other matters mutually agreed upon.

As presented, the hourly billing rates for Partners/Of Counsel/Associate Attorneys would increase from \$275.00 per hour to \$295.00 per hour (7.3%), and the hourly rates for Paralegals/Law Clerks would rise from \$150.00 per hour to \$160.00 per hour (6.67%). Examining the current and past years of the City's experiences needing BB&K's special legal services, the proposed adjustment could add a \$1,880 per year increase to the City's overall budget.

FISCAL IMPACT

As noted, the reasonable request adds a \$6,000 per year increase in the base retainer fee for legal services to the City, and presents an additional \$1,880 per year exposure for use of specialized legal advice. In the past two (2) years, the primary needs of the organization for specialized legal services have been in the fields of redevelopment, labor/employment law, and police services (i.e., Pitchess' motions).

The proposed base retainer fee adjustment has already been incorporated into the City's General Fund Budget for FY 2016-17, and any additional special legal services required during the following year can likely be absorbed within the operating budgets of the organization.

Attachments: City Resolution [2 pp.]
First Amendment to base Agreement [2 pp.]
BB&K letter dated 14 June 2016 [1 pg.]

RESOLUTION NO. – 2016

A RESOLUTION APPROVING A FIRST AMENDMENT TO THE GENERAL COUNSEL LEGAL SERVICES AGREEMENT FOR CONTRACT GENERAL AND SPECIAL LEGAL SERVICES BETWEEN THE CITY OF CLAYTON/CLAYTON SUCCESSOR AGENCY AND THE LAW FIRM OF BEST BEST & KRIEGER, LLP, AUTHORIZING ADJUSTMENTS IN LEGAL COUNSEL RATES AND SERVICES

**THE CITY COUNCIL
City of Clayton, California**

WHEREAS, Section 36505 of the California Government Code provides authority that a city council may hire and appoint a city attorney; and

WHEREAS, on 22 August 2011 by adoption of City Resolution No. 36-2011, the Clayton City Council unanimously retained the law firm of Best Best & Krieger (BB&K) to be its city attorney for the provision of general and special legal services for and to the City, and did further appoint Malathy "Mala" Subramanian of BB&K to be its City Attorney; and

WHEREAS, by way of letter to the City Manager dated 14 June 2016, BB&K formally notified the City of its first request in almost five (5) years to seek an increase in its base retainer fee and an increase in the hourly billing rates for Special Legal Services, each to effective on 01 July 2016; and

WHEREAS, the law firm's request for increase in base retainer fees represents a 6% adjustment with the hourly rates for Special Legal Services constitute a 7.3% increase in partner billing rates and a 6.67% increase in paralegal/law clerks billing rates; and

WHEREAS, during the ensuing time period between BB&K's legal counsel retention date in August 2011 to the present, the Consumer Price Index (CPI) for the Metropolitan Statistical Area (MSA) of San Francisco – Oakland – San Jose, CA [All Urban Consumers] rose by 12.77%; and

WHEREAS, on reflection as to the quality of legal services and representation provided to the City and its Successor Agency by BB&K during the approximate five (5) year relationship, it is the recommendation of the City Manager that said request is a reasonable and recommended budgetary accommodation for the continued retention of BB&K as the City's Attorney; and

WHEREAS, in anticipation of this request the proposed Fiscal Year 2016-17 City Budget incorporates the annual \$6,000 adjustment in legal services base retainer;

NOW, THEREFORE, BE IT RESOLVED that the City Council of Clayton, California does hereby find, determine and approve as follows:

Section 1. That the above Recitals are true and correct facts pertaining to a matter of important public policy to the City.

Section 2. That the First Amendment to the General Counsel Legal Services Agreement for Contract General and Special Legal Services Agreement ("First Amendment") with the law firm of Best Best & Krieger LLP ("BB&K"), attached hereto as Attachment 1 and incorporated herein as if fully set forth in this Resolution, does hereby set forth the modified terms and conditions for the retention of BB&K to provide city attorney general and special legal counsel services for and to the City, and therefore said Agreement is hereby approved and adopted.

Section 3. The Mayor is hereby authorized and directed to execute the Agreement for and on behalf of the City of Clayton and the Clayton Successor Agency, a true and correct copy of the First Amendment attached hereto as Attachment 1.

Section 4. This Resolution shall and does take immediate effect from and after its passage and adoption.

PASSED, APPROVED AND ADOPTED by the City Council of the City of Clayton, California at a regular public meeting thereof held on the 21st day of June 2016 by the following recorded vote:

AYES:

NOES:

ABSTAIN:

ABSENT:

THE CITY COUNCIL OF CLAYTON, CA

Howard Geller, Mayor

ATTEST:

Janet Brown, City Clerk

**FIRST AMENDMENT TO GENERAL COUNSEL LEGAL SERVICES AGREEMENT BETWEEN
CITY OF CLAYTON/CLAYTON SUCCESSOR AGENCY/OAKHURST GEOLOGICAL HAZARD
ABATEMENT DISTRICT AND
BEST BEST & KRIEGER LLP**

This First Amendment to the General Counsel Legal Services Agreement ("First Amendment") is entered into on July 1, 2016 by and amongst the City of Clayton ("City"), the Clayton Successor Agency ("Agency"), the Oakhurst Geological Hazard Abatement District ("GHAD") (collectively, the "Client") and Best Best & Krieger LLP, a limited liability partnership, engaged in the practice of law ("BB&K").

RECITALS

A. WHEREAS, in 2011, Client and BB&K entered into that certain General Counsel Legal Services Agreement to perform all necessary legal services for the Client ("Agreement").

B. WHEREAS, Client and BB&K now desire to amend the Agreement to amend the compensation and update the type of services provided.

NOW, THEREFORE, Client and BB&K for good and valuable consideration, the sufficiency and receipt of which the parties hereby acknowledge agree as follows:

1. Section 3.7.2 of the Agreement is hereby amended in its entirety to read as follows:

"3.7.2 Basic Legal Services - Retainer. The Client shall pay for Basic Legal Services at the fixed monthly retainer amount of Eight Thousand Five Hundred Dollars (\$8,500) per month (estimated at an average of 40 to 45 hours per month) for basic legal services, which shall include 3 hours per month of Code Enforcement special legal services."

2. Section 3.7.3(d) is hereby amended in its entirety to read as follows:

"(d) Redevelopment, Successor Agency, and Housing Issues;"

3. Section 3.7.4 of the Agreement is hereby amended in its entirety to read as follows:

"3.7.4 Special Legal Services – Rates. The Client shall pay for Special Legal Services at the following rates:

Partners/Of Counsel/Associate Attorneys	\$295
Paralegal/Law Clerks	\$160."

4. Except as otherwise specifically set forth in this First Amendment, the remaining provisions of the Agreement shall remain in full force and effect.

IN WITNESS WHEREOF, the parties have executed this First Amendment to the General Counsel Legal Service Agreement on the date above written.

CITY OF CLAYTON, CA

BEST BEST & KRIEGER LLP

By: _____
Howard Geller, Mayor

By: _____
Malathy Subramanian, Partner

CLAYTON SUCCESSOR AGENCY

By: _____
Howard Geller, Chair

OAKHURST GEOLOGICAL HAZARD ABATEMENT DISTRICT

By: _____
Keith Haydon, Chair



BEST BEST & KRIEGER
ATTORNEYS AT LAW

Indian Wells
(760) 568-2611
Irvine
(949) 263-2800
Los Angeles
(213) 617-8100
Ontario
(909) 989-8584

2001 N. Main Street, Suite 390, Walnut Creek, CA 94596
Phone: (925) 977-3300 | Fax: (925) 977-1870 | www.bbklaw.com

Riverside
(951) 886-1450
Sacramento
(916) 325-4000
San Diego
(619) 525-1300
Washington, DC
(202) 785-0600

Malathy Subramanian
(925) 977-3303
malathy.subramanian@bbklaw.com

June 14, 2016

Received

JUN 14 2016

City of Clayton

VIA EMAIL

Gary Napper
City Manager
City of Clayton
6000 Heritage Trail
Clayton, CA 94517

Re: Amendment to Legal Services Contract

Dear Gary:

As we discussed, our rates for legal services for the City have not been increased since we first executed our legal services agreement in 2011. Beginning with the next fiscal year (July 1, 2016), I would like to request a contract amendment to increase the rates by approximately 6% for the retainer services and approximately 7% for special legal services, which equates to half of the CPI for the last 5 years. In addition, I also modified the description of services to expand redevelopment services to include, successor agency and housing issues in light of the changes in law.

An amendment to our agreement reflecting the proposed rates is attached. Please let me know if you have any questions. It has truly been a pleasure working with you, City Staff, and the City Council.

Very truly yours,

Mala Subramanian
of Best Best & Krieger LLP



Agenda Date: 6-21-2016

Agenda Item: 9a

STAFF REPORT

Approved: 

Gary A. Napper
City Manager

TO: HONORABLE MAYOR AND COUNCILMEMBERS

FROM: KEVIN MIZUNO, FINANCE MANAGER, CPA

DATE: JUNE 21, 2016

SUBJECT: PUBLIC HEARING AND ADOPTION OF CITY GENERAL FUND, SPECIAL FUNDS AND CIP BUDGETS AND ADOPTION OF THE ANNUAL APPROPRIATIONS LIMIT AND EMPLOYEE COMPENSATION SCHEDULE FOR FISCAL YEAR 2016-2017

RECOMMENDATION

Following staff presentation and conduct of a Public Hearing to allow public comment, it is recommended the City Council adopt the attached Resolution approving the City Budget, the annual Appropriations Limit and the Employee Compensation Schedule for FY 2016-17 as well as the Five Year Capital Improvement Program (CIP) Budget for FY's 2016-17 through 2020-21.

BACKGROUND

On an annual basis, the City Council is required by State law and its Municipal Code to adopt a budget with the goal of matching the various needs of the community with the limited financial resources required to provide those services. This City Council also adopts a multi-year Capital Improvement Program (CIP) budget that appropriates funds for various capital projects based on priority. City staff has prepared the City of Clayton FY 2016-17 Proposed Budget, which includes the operational budgets for the City's General Fund, Special Funds, and Fiduciary Funds as well as the five year rolling CIP budget.

The Council-appointed budget sub-committee of Vice Mayor Geller and Council Member Haydon met with the City Manager and the Finance Manager on May 9, 2016 to review and critique the assembled budget information and available materials. The budget figures discussed have the approval of the sub-committee for submittal to the City Council, which have been incorporated into the attached Proposed Budget. At a regularly scheduled meeting of the Clayton City Council on June 7, 2016, introduction and review of the

proposed operational and capital improvement budgets of the City were provided by the Finance Manager.

During the compilation of budget information for the adoption process, it was identified that an analytical table on the first page of the Budget Message made available Friday June 3, 2016 did not consolidate the fund schedules correctly and erroneously understated total proposed appropriations in the "Other Funds" category. Specifically, the five year summary table on the first page of the Budget Message excluded proposed appropriations of the City's Fiduciary Funds, which were correctly presented in the remainder of the Budget Message narrative and budget schedule section. Consequently, the Other Funds category in the five year trend table was understated by total Fiduciary Fund proposed expenditures of \$954,319. As such, the overall City Budget for FY 2016-17 presented in the analytical table has been adjusted from \$13,042,886 to the corrected amount \$13,997,205 as shown below:

CITY OF CLAYTON BUDGETS

BUDGET AREA	FY 2016-17	FY 2015-16	FY 2014-15	FY 2013-14	FY 2012-13
GENERAL FUND	\$ 4,261,720	\$ 4,095,928	\$ 3,852,275	\$ 3,649,122	\$ 3,670,702
OTHER FUNDS*	5,689,924	4,377,355	4,077,244	3,444,246	4,881,991
CIP	2,919,565	1,696,863	772,525	427,822	2,237,307
SUCCESSOR AGENCIES	1,125,996	676,521	725,805	991,506	1,083,794
TOTAL	\$ 13,997,205	\$ 10,846,667	\$ 9,427,849	\$ 8,512,696	\$ 11,873,794

*Includes the City's special revenue (9), internal service (2), enterprise (1), and fiduciary funds (7 excluding the RDA Successor and Successor Housing Agencies shown separately).

The combined financial program proposed for the General Fund, the City's Other Funds, the Capital Improvement Program (CIP), and the Successor Agency is \$13,997,205, an overall increase of approximately \$3,150,538 (29.05%) over last year's adopted total budget. This movement results from an increase to non-recurring appropriations in the Measure J, CIP, and Successor Agency budgets. The increase in proposed expenditures in the Measure J and CIP budgets pertains to one-time capital project expenditures in the CIP fund and corresponding reimbursing inter-fund transfers from the Measure J fund for the 2016 Arterial Street Rehabilitation Project. The Successor Agency's increase in expenditures is attributable to the California Department of Finance finally authorizing repayment of the 1999 Fire Station Note (\$475,000) to the City General Fund in FY 2016-17.

DISCUSSION

An in-depth substantive discussion and analysis of the contents of the proposed budget is provided in the original Budget Message section of the Proposed Budget (Attachment #3). The following is a summary of some of the highlights.

General Fund Budget

The Proposed Budget highlights that FY 2015-16 is projected to close with a positive unassigned General Fund reserve balance of **\$5,217,969**. This beginning FY 2016-17 reserve balance equals approximately **122.4%** of our proposed General Fund expenditures for FY 2016-17. When subtracting \$250,000 of never to be touched "catastrophic reserves" from this reserve balance, net General Fund estimated reserves at June 30, 2016 total approximately 116.7% of the proposed FY 2016-17 General Fund expenditure budget. This is substantially greater than the standing Policy Goal of the City Council to establish and retain an undesignated reserve of 50% relative to the annual General Fund Budget .

The proposed General Fund budget for FY 2016-17 projects a cautionary surplus of **\$38,900** without carrying any operational contingencies and excludes results of pending labor negotiations currently in progress with undesignated miscellaneous employees.

Proposition 4 Appropriations Limit

Relative to its audit of the financial statements for FY 2014-15, the City's independent auditors, Cropper Accountancy Corporation (Cropper), performed agreed-upon-procedures over the City Council adopted Appropriations Limit for FY 2015-16. The procedures were based on guidelines issued by the League of California Cities and were performed to assist the City in meeting the requirements of Section 1.5 of Article XIII-B of the California Constitution. Based on the procedures performed by Cropper and as solidified in their November 30, 2015 report, no exceptions were noted. Staff has contracted with Cropper to perform the same required agreed-upon-procedures over the City's FY 2016-17 Appropriations Limit concurrently with its audit of the City's FY 2015-16 financial statements. The independently reviewed FY 2015-16 Appropriations Limit figure is used as a starting point figure for the calculation of the FY 2016-17 Appropriations Limit.

In 1978, the California electorate voted to end the perceived runaway "tax and spend" practices of local governments by restricting the amount of annual growth in tax money expenditures allowed for each public entity. This tax limit, known as the "Gann Appropriations Limitation" (Proposition No. 4), remains in law today. As part of the annual budget cycle, it is incumbent upon each public entity to calculate and declare its associated compliance with this tax limitation.

After applying the specified adjustments, the new statutory tax limitation would allow the City to spend \$9,999,169 in tax revenues over the next twelve months ending June 30, 2017. The City-wide Proposed Budget submitted for adoption this year contains only \$4,411,650 in tax revenues subject to the limit, which is still a wide gap from the City's voter-imposed Appropriations Limit.

The reality of the above mathematical exercise is that the City of Clayton receives less than one-half (44.1%) of its containment-cap taxes permissible under this former proposition imposed on local governments by tax-weary voters in California. In other words (in tax

limitation theory), the City of Clayton could levy and appropriate an additional \$5,587,519 of annual tax revenues in our local services, *if such taxes were approved and available from within our community.*

In Summary


Despite limited local resources and the seemingly continuous threat of new unfunded State-mandates and creative ways to create new State revenues by re-engineering and consequently complicating City revenue sources (i.e. RDA dissolution in 2012, sales tax "triple flip" in 2004, VLF-property tax "swap" in 2004, etc.), the City of Clayton continues to rebound and manage all necessary adjustments to propose responsible balanced budgets. Once again, the City's FY 2016-17 operating and capital budgets are no exception to this, proposing a General Fund operational surplus without reductions to public services, as well as planning for capital investment in public landscaping, street repairs and essential replacements to the ever-maturing police and City-wide maintenance fleet.

The City of Clayton has a legacy of being a quality community supported by quality public services and civic volunteerism. On behalf of the City organization, we look forward to working with the City Council in the coming fiscal year to maintain our pursuit of excellence in local government.

FISCAL IMPACT

If adopted as proposed, the City's General Fund operational budget for FY 2016-17 would be \$4,261,720. The total City-wide operating and capital budget for all City funds would be \$13,997,205. A detailed fiscal analysis narrative of the Proposed Budget is included in the Budget Message of the attached budget document.

Respectfully submitted,



Kevin Mizuno, CPA
Finance Manager

Attachment 1 – Draft Resolution adopting City Budget [4 pages]

- o Exhibit A: Appropriations Limit Calculation [1 page]
- o Exhibit B: Employee Compensation Schedule FY 2016-17 [1 page]

Attachment 2 – May 2016 California Department of Finance Price Factor and Population Information Letter [3 pages]

Attachment 3 – Proposed FY 2016-2017 City Budget and 5-Year CIP Budget [145 pages]

RESOLUTION NO. ___ - 2016

A RESOLUTION ADOPTING THE ANNUAL BUDGET FOR THE CITY OF CLAYTON FOR THE 2016-2017 FISCAL YEAR COMMENCING JULY 1, 2016 AND ENDING JUNE 30, 2017, AND ADOPTING THE 2016-2017 APPROPRIATIONS LIMIT AND EMPLOYEE COMPENSATION SCHEDULE

THE CITY COUNCIL
City of Clayton, California

WHEREAS, on June 7, 2016 the City Manager and the Finance Manager did prepare, submit and present to the Clayton City Council the proposed budgets for operation of the City of Clayton in Fiscal Year 2016-17 commencing July 1, 2016; and

WHEREAS, on June 21, 2016, a Public Hearing was set and duly held on the proposed budgets whereat opportunities were provided accordingly for members of the public to offer comments and provide input on the fiscal plans presented; and

WHEREAS, after due consideration and review, the Clayton City Council finds it is in the best interest of the general health, welfare and safety of this City, its citizens and businesspersons, to formally adopt a financial plan governing the receipt and expenditure of public monies in Fiscal Year 2016-2017; and

WHEREAS, Section 7910 of the California Government Code and Article XIIIB of the California Constitution, established by Proposition 4, requires the adoption of an annual Appropriations Limit for each fiscal year; and

WHEREAS, this Appropriations Limit fixes the amount of general tax revenue that can be appropriated in a given fiscal year; and

WHEREAS, the Fiscal Year 2016-2017 Appropriations Limit is based upon the prior year's City Council adopted Appropriation Limit adjusted for the change in County population and the change in State per capita income; and

WHEREAS, City staff has calculated the fiscal year 2016-2017 Appropriations Limit to be \$9,999,169 while the City's annual tax proceeds total \$4,411,650, an amount less than one-half (44.1%) of the City's allowable tax expenditure cap.

NOW, THEREFORE, BE IT RESOLVED the City Council of Clayton, California does hereby adopt the budget revenue by fund for the City of Clayton for the Fiscal Year commencing July 1, 2016 and ending June 30, 2017 as follows:

FUND	2016-17 REVENUES
General Fund – Fund No. 101	\$ 4,300,620
Gas Taxes – Fund No. 201	271,639
Landscape Maintenance District – Fund No. 210	1,063,550
The Grove Park Maintenance District – Fund 211	140,550
Geological Hazard Abatement District – Fund No. 212	38,674
Presley GHAD Settlement – Fund 213	1,500
Street Light Assessment District – Fund No. 214	127,791
Storm Water Assessment – Fund No. 216	125,041
High Street Bridge Assessment District – Fund No. 217	1,824
Oak Street Bridge Assessment District – Fund No. 218	6,450
Measure “J” Fund – Fund No. 220	1,509,072
Lydia Lane Sewer Assessment District – Fund No. 222	18,600
Oak Street Sewer Assessment District – Fund No. 223	11,588
Restricted Grants – Fund No. 230	125,940
Diablo Estates at Clayton BAD – Fund No. 231	80,692
Development Impact Fees – Fund No. 304	8,000
Clayton Financing Authority – Fund 405	8,000
Middle School CFD – Fund No. 420	403,802
Middle School Refunding – Fund 422	399,401
Self Insurance Fund – Fund No. 501	600
Capital Equipment Replacement Fund – Fund No. 502	49,400
Endeavor Hall – Fund No. 702	24,250
Successor Agency (Former RDA) – Fund No. 615	128,396
Successor Housing Agency – Fund No. 616	94,400
TOTAL REVENUE:	<u>\$ 8,939,780</u> ; and

BE IT FURTHER RESOLVED the budget appropriations by fund for the City of Clayton for the Fiscal Year beginning July 1, 2016 and ending June 30, 2017 are adopted as follows:

FUND	2016-17 APPROPRIATIONS
General Fund – Fund No. 101	\$ 4,261,720
Gas Taxes – Fund No. 201	406,299
Landscape Maintenance District – Fund No. 210	1,232,252
The Grove Park Maintenance District – Fund 211	110,497
Geological Hazard Abatement District – Fund No. 212	39,360
Street Light Assessment District – Fund No. 214	143,230

Storm Water Assessment – Fund No. 216	216,780
High Street Bridge Assessment District – Fund No. 217	1,454
Oak Street Bridge Assessment District – Fund No. 218	4,550
Measure “J” Fund – Fund No. 220	2,021,066
Lydia Lane Sewer Assessment District – Fund No. 222	18,564
Oak Street Sewer Assessment District – Fund No. 223	11,787
Restricted Grants – Fund No. 230	248,211
Diablo Estates at Clayton BAD – Fund No. 231	58,627
Development Impact Fees – Fund No. 304	75,180
Middle School CFD – Fund No. 420	433,864
Middle School Refunding – Fund 422	425,473
Self Insurance Fund – Fund No. 501	12,250
Capital Equipment Replacement Fund – Fund No. 502	157,000
Endeavor Hall – Fund No. 702	73,480
Successor Agency (Former RDA) – Fund No. 615	1,115,996
Successor Housing Agency – Fund No. 616	10,000

TOTAL APPROPRIATIONS: \$ 11,077,640 ; and

BE IT FURTHER RESOLVED the 5-Year Capital Improvement Program (CIP) Budget of the City of Clayton for the fiscal years commencing July 1, 2016 and ending June 30, 2021 is hereby adopted with the following CIP Projects scheduled for undertaking in FY 2016-17:

<u>PROJECT</u>	<u>AMOUNT</u>
El Molino Drive Sanitary Sewer Improvements (CIP10422)	\$ 315,300
Collector Street Rehabilitation (CIP 10425)	420,000
2016 Neighborhood Street Rehabilitation (CIP 10432)	1,024,265
2016 Arterial Street Rehabilitation (CIP 10437)	1,160,000

TOTAL CIP EXPENDITURES: \$ 2,919,565 ; and

BE IT FURTHER RESOLVED the appropriations listed above constitute the budget for the Fiscal Year 2016-2017 and the City Manager is herein authorized to transfer appropriations within the control accounts as deemed necessary, provided no change is made in the total amount designated for any one fund; and

BE IT FURTHER RESOLVED the City Council of Clayton does hereby find and determine it has complied with all of the provisions of Article XIII B of the California Constitution in determining the annual Appropriations Limit for Fiscal Year 2016-2017; and

BE IT FURTHER RESOLVED pursuant to Government Code Section 7910 and Article XIII B of the California Constitution the approved Appropriations Limit for fiscal year 2016-2017 is hereby established at \$9,999,169 as shown in “Exhibit A”; and

BE IT FURTHER RESOLVED the City Council hereby adopts the current employee salary schedule, labeled as "Exhibit B", and incorporated herein as if fully set forth in said Resolution.

PASSED, APPROVED AND ADOPTED by the City Council of Clayton, California during a public hearing at a regular public meeting thereof held on the 21st day of June 2016 by the following vote:

AYES:

NOES:

ABSTAIN:

ABSENT:

THE CITY COUNCIL OF CLAYTON, CA

Howard Geller, Mayor

ATTEST:

Janet Brown, City Clerk

City of Clayton Appropriations Limit FY 2016-17

FY 2015-16 Appropriations Limit:	\$ 9,384,473
A. Change in California Per Capita Cost of Living (Converted to a Ratio)	1.05370
B. Greater of the Change in Population (Converted to a Ratio) (Converted to a Ratio)	
City of Clayton (0.45%)	1.00450
County of Contra Costa (1.12%)	1.01120
	1.01120
Compound Adjustment Factor (A multiplied by B)	1.065501
FY 2016-17 Appropriations Limit:	9,999,169
Estimated Appropriations Subject to Limit:	4,411,650
	44.1%
Available Annual Tax Gap:	<u>\$ 5,587,519</u>

City of Clayton - Employee Compensation Schedule 2016-2017					
Monthly Salary Rate					
Elected / Appointed Officials	All				
Council Member	390				
Planning Commissioner	120				
Step Level					
Administration	A	B	C	D	E
City Manager	13,713	14,398	15,118	15,874	16,668
Assistant to the City Manager	5,659	5,941	6,238	6,550	6,878
City Clerk / HR Manager	5,262	5,525	5,802	6,092	6,397
Finance	A	B	C	D	E
Finance Manager	6,713	7,049	7,401	7,771	8,159
Accounting Technician	4,124	4,330	4,546	4,774	5,012
Administrative Assistant / Code Officer	3,434	3,606	3,786	3,976	4,173
Maintenance	A	B	C	D	E
Maintenance Supervisor	5,016	5,267	5,530	5,806	6,097
Maintenance Leader	4,137	4,344	4,562	4,790	5,030
Maintenance Worker I	3,427	3,598	3,777	3,966	4,164
Planning	A	B	C	D	E
Community Development Director	7,607	7,987	8,387	8,806	9,246
Assistant Planner	5,262	5,525	5,802	6,092	6,397
Police	A	B	C	D	E
Chief of Police	8,182	8,591	9,021	9,472	9,945
Police Sergeant	5,921	6,217	6,528	6,854	7,197
Police Officer	5,039	5,291	5,556	5,833	6,125
Police Office Coordinator	3,879	4,074	4,276	4,491	4,715
Police Admin Clerk	3,434	3,605	3,786	3,976	4,173

1. Schedule incorporates terms of the two year Miscellaneous Group labor negotiation agreement adopted by the City Council on October 7, 2014 and effective through June 2016. At time of FY 2016-17 budget preparation new contract had not been finalized.
2. Schedule incorporates terms of the three year Police Officers Association (POA) labor negotiation agreement adopted by the City Council on July 7, 2015 and effective through June 2018.
3. Schedule incorporates terms of the City Manager base contract effective October 29, 2001 last amended by the City Council on December 1, 2015.
4. POA uniform allowance: \$450 bi-annually.
5. Bi-lingual pay based on eligibility: \$75/month.
6. Car Allowance: Chief of Police \$370/month; Community Development Director: \$345/month;



**DEPARTMENT OF
FINANCE**
OFFICE OF THE DIRECTOR

EDMUND G. BROWN JR. • GOVERNOR
STATE CAPITOL ■ ROOM 1145 ■ SACRAMENTO CA ■ 95814-4998 ■ WWW.DOF.CA.GOV

May 2016

Dear Fiscal Officer:

Subject: Price Factor and Population Information

Appropriations Limit

The California Revenue and Taxation Code, section 2227, requires the Department of Finance (Finance) to transmit an estimate of the percentage change in population to local governments. Each local jurisdiction must use their percentage change in population factor for January 1, 2016, in conjunction with a change in the cost of living, or price factor, to calculate their appropriations limit for fiscal year 2016-17. Attachment A provides the change in California's per capita personal income and an example for utilizing the price factor and population percentage change factor to calculate the 2016-17 appropriations limit. Attachment B provides the city and unincorporated county population percentage change. Attachment C provides the population percentage change for counties and their summed incorporated areas. The population percentage change data excludes federal and state institutionalized populations and military populations.

Population Percent Change for Special Districts

Some special districts must establish an annual appropriations limit. The Revenue and Taxation Code, section 2228 provides additional information regarding the appropriations limit. Article XIII B, section 9(C) of the California Constitution exempts certain special districts from the appropriations limit calculation mandate. The Code and the California Constitution can be accessed at the following website: <http://leginfo.legislature.ca.gov/faces/codes.xhtml>.

Special districts required by law to calculate their appropriations limit must present the calculation as part of their annual audit. Any questions special districts have on this requirement should be directed to their county, district legal counsel, or the law itself. No state agency reviews the local appropriations limits.

Population Certification

The population certification program applies only to cities and counties. Revenue and Taxation Code section 11005.6 mandates Finance to automatically certify any population estimate that exceeds the current certified population with the State Controller's Office. **Finance will certify the higher estimate to the State Controller by June 1, 2016.**

Please Note: Prior year's city population estimates may be revised.

If you have any questions regarding this data, please contact the Demographic Research Unit at (916) 323-4086.

MICHAEL COHEN
Director
By:

AMY COSTA
Chief Deputy Director

Attachment

- A. **Price Factor:** Article XIII B specifies that local jurisdictions select their cost of living factor to compute their appropriation limit by a vote of their governing body. The cost of living factor provided here is per capita personal income. If the percentage change in per capita personal income is selected, the percentage change to be used in setting the fiscal year 2016-17 appropriation limit is:

Per Capita Personal Income	
Fiscal Year (FY)	Percentage change over prior year
2016-17	5.37

- B. Following is an example using sample population change and the change in California per capita personal income as growth factors in computing a 2016-17 appropriation limit.

2016-17:

Per Capita Cost of Living Change = 5.37 percent
Population Change = 0.90 percent

Per Capita Cost of Living converted to a ratio: $\frac{5.37 + 100}{100} = 1.0537$

Population converted to a ratio: $\frac{0.90 + 100}{100} = 1.0090$

Calculation of factor for FY 2016-17: $1.0537 \times 1.0090 = 1.0632$

Fiscal Year 2016-17

Annual Percent Change in Population Minus Exclusions*
January 1, 2015 to January 1, 2016 and Total Population, January 1, 2016

County City	Percent Change 2015-2016	-- Population Minus Exclusions --		Total Population
		1-1-15	1-1-16	1-1-2016
Contra Costa				
Antioch	0.89	111,973	112,968	112,968
Brentwood	3.00	57,072	58,784	58,784
Clayton	0.45	11,159	11,209	11,209
Concord	1.28	128,063	129,707	129,707
Danville	0.88	42,491	42,865	42,865
El Cerrito	1.02	24,132	24,378	24,378
Hercules	0.87	24,578	24,791	24,791
Lafayette	0.78	24,732	24,924	24,924
Martinez	0.62	36,828	37,057	37,057
Moraga	0.48	16,434	16,513	16,513
Oakley	1.34	39,609	40,141	40,141
Orinda	0.92	18,578	18,749	18,749
Pinole	0.42	18,660	18,739	18,739
Pittsburg	1.04	67,119	67,817	67,817
Pleasant Hill	0.47	33,918	34,077	34,077
Richmond	0.74	109,568	110,378	110,378
San Pablo	1.09	30,498	30,829	30,829
San Ramon	1.15	77,470	78,363	78,363
Walnut Creek	1.99	68,652	70,018	70,018
Unincorporated	0.95	169,422	171,038	171,122
County Total	1.12	1,110,956	1,123,345	1,123,429

*Exclusions include residents on federal military installations and group quarters residents in state mental institutions, state and federal correctional institutions and veteran homes.

PROPOSED BUDGET

2016 - 2017

THE CITY COUNCIL

HOWARD GELLER, MAYOR
JIM DIAZ, VICE MAYOR
JULIE K. PIERCE, COUNCILMEMBER
DAVID T. SHUEY, COUNCILMEMBER
KEITH HAYDON, COUNCILMEMBER

* * *

PROPOSED BY:

GARY A. NAPPER, CITY MANAGER

PREPARED AND PRESENTED BY:

KEVIN MIZUNO, FINANCE MANAGER, CPA

CITY OF CLAYTON, CALIFORNIA

94517

www.ci.clayton.ca.us



TABLE OF CONTENTS

SECTION 1: BACKGROUND INFORMATION

City Organizational Chart	1
Directory of Officials and Advisory Bodies.....	2
Demographics & Economic Characteristics	3

SECTION 2: BUDGET MESSAGE

Budget Summary	4
General Fund	
Revenues	5
Expenditures	12
Reserves	17
Special Revenue Funds	18
Proprietary Funds	34
Fiduciary Funds	37
Capital Improvement Program Fund.....	43
Public Employees Retirement Pension System.....	49

SECTION 3: BUDGET SCHEDULES

General Fund Revenues	55
General Fund Expenditures	57
General Fund Departmental Expenditures	
Legislative (01)	60
Admin/Finance/Legal (02).....	62
Public Works - Buildings & Other Parks (03).....	65

Community Development (04).....	67
General Services (05).....	70
Police (06).....	72
Library (07).....	74
Engineering (08).....	76
Community Park (09).....	78
Special Revenue Funds	
Gas Tax (201).....	81
Landscape Maintenance District (210).....	82
The Grove Park (211).....	83
Geological Hazard & Abatement District (212).....	84
Presley GHAD Settlement Fund (213).....	85
Neighborhood Street Lights (214).....	86
Storm Water (216).....	87
Measure J (220).....	88
Grants (230).....	89
Development Impact Fees (304).....	90
Proprietary Funds	
Self-Insurance (501).....	92
Capital Equipment Replacement (502).....	93
Endeavor Hall (702).....	94
Fiduciary Funds	
High Street Bridge Benefit Assessment District (217).....	96
Oak Street Bridge Benefit Assessment District (218).....	97
Lydia Lane Sewer Benefit Assessment District (222).....	98
Oak Street Sewer Benefit Assessment District (223).....	99
Diablo Estates Benefit Assessment District (231).....	100
Clayton Financing Authority (405).....	101
Middle School Community Facilities District No. 1990-1 (420).....	102

Clayton Financing Authority 2007 Refunding (422)	103
Successor Agency (615).....	104
Successor Housing Agency (616)	105

SECTION 4: CAPITAL IMPROVEMENT PROGRAM BUDGET

Summaries

Completed and Active Projects FY 98/99 – FY 15/16.....	108
Summary of Project Costs by Fiscal Year.....	110

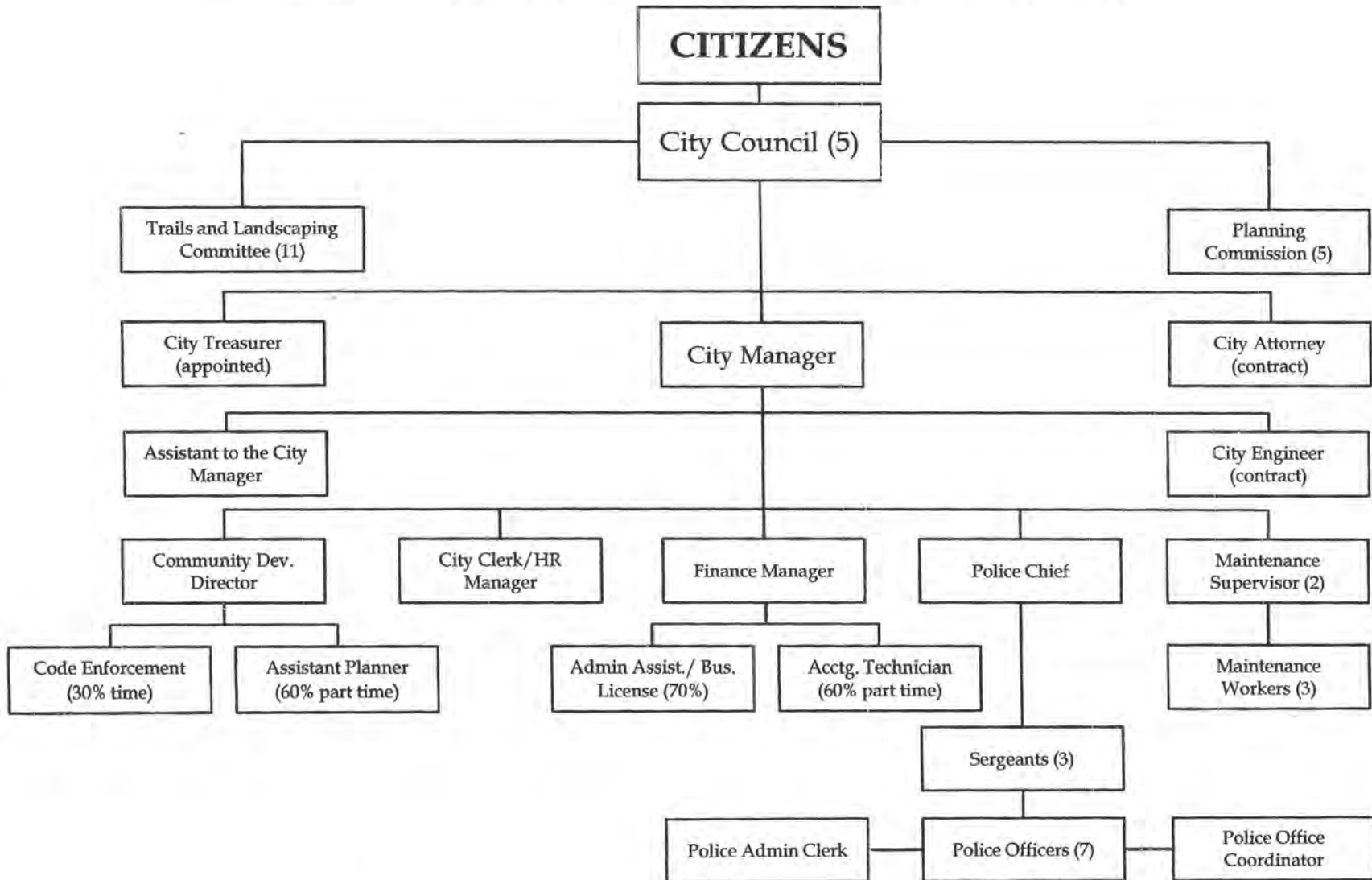
Proposed Funding Sources & Expenditures by Year

FY 2016-17.....	112
FY 2017-18.....	113
FY 2018-19.....	114
FY 2019-20.....	115
FY 2020-21.....	116

Scheduled Projects

Master Project Index - Numerical	117
Master Project Index - by Type	118
Individual Project Sheets.....	119

CITY OF CLAYTON ORGANIZATIONAL CHART



DIRECTORY OF OFFICIALS AND ADVISORY BODIES

CITY COUNCIL

Howard Geller, Mayor
Jim Diaz, Vice Mayor
Julie Pierce, Councilmember
David T. Shuey, Councilmember
Keith Haydon, Councilmember

COMMISSIONS

Planning Commission

COMMITTEES

Trails and Landscaping Committee

APPOINTED OFFICIALS AND DEPARTMENT HEADS

Gary A. Napper	City Manager
Malathy Subramanian	City Attorney (contract)
Laura Hoffmeister	Assistant to the City Manager
Chris Wenzel	Chief of Police
Janet Brown	City Clerk / HR Manager
Kevin Mizuno	Finance Manager
Mindy Gentry	Community Development Director
Rick Angrisani	City Engineer (contract)
Merle Hufford	City Treasurer
Mark Janney	Maintenance Supervisor
John Johnston	Maintenance Supervisor



Demographics and Economic Characteristics

Date of Incorporation	March 18, 1964
Form of Government	Council-Manager
Number of authorized City employees	25
 Population:	
Population	11,288
Median age	42.6
Median household income	\$131,136
Registered voters	7,252
Area in square miles	4.3
 Miles of Streets:	
Lane miles	44.9
Street condition score	79
 Fire Protection: (Contra Costa County Fire Protection District)	
Number of stations (Station No. 11)	1
 Police Protection:	
Number of stations	1
Number of vehicles	12
Number of sworn personnel	11
 Public Education:	
Elementary School	1
Mt Diablo Elementary	
Middle School	1
Diablo View Middle School	
 Library: (Contra Costa County Library System)	
Number of branch libraries	1
Number of materials	63,369
 Parks & Community Facilities:	
Park sites	7
Park acreage	19.07
Open space acreage	515.51
Open space trail miles	20
Creekside trail miles	7
Endeavor Hall	1
Hoyer Hall (in the library)	1
City Hall Conference Room	1

BUDGET MESSAGE

BUDGET SUMMARY

Presented herein for public review and consideration is the City's proposed budgets for FY 2016-17. It is an annually balanced budget as required by law, and the General Fund displays a balanced budget of projected revenues exceeding expenditures resulting in a planned operating surplus of \$38,900, predicated on status quo labor concessions for undesignated miscellaneous employees.

The chart below captures a five (5) year history of our City's overall expenditure budgets:

CITY OF CLAYTON BUDGETS					
BUDGET AREA	FY 2016-17	FY 2015-16	FY 2014-15	FY 2013-14	FY 2012-13
GENERAL FUND	\$ 4,261,720	\$ 4,095,928	\$ 3,852,275	\$ 3,649,122	\$ 3,670,702
OTHER FUNDS*	5,689,924	4,377,355	4,077,244	3,444,246	4,881,991
CIP	2,919,565	1,696,863	772,525	427,822	2,237,307
SUCCESSOR AGENCIES	1,125,996	676,521	725,805	991,506	1,083,794
TOTAL	\$ 13,997,205	\$ 10,846,667	\$ 9,427,849	\$ 8,512,696	\$ 11,873,794

*Includes the City's special revenue (9), internal service (2), enterprise (1), and fiduciary funds (7 excluding the RDA Successor and Successor Housing Agencies shown separately).

The combined financial program proposed for the General Fund, the City's Other Funds, the Capital Improvement Program (CIP), and the Successor Agency is \$13,997,205, an overall increase of approximately \$3,150,538 (29.05%) over last year's adopted total budget. This increase results from an increase to non-recurring appropriations in the Measure J, CIP, and Successor Agency budgets. The increase in proposed expenditures in the Measure J and CIP budgets pertains to capital project expenditures in the CIP fund and corresponding reimbursing inter-fund transfers from the Measure J fund for the 2016 Arterial Street Rehabilitation Project. The Successor Agency's increase in expenditures is attributable to the California Department of Finance finally authorizing repayment of the 1999 Fire Station Note (\$475,000) to the City General Fund in FY 2016-17.

Consistent with the FY 2015-16 adopted General Fund budget, the proposed fiscal plan for the upcoming FY 2016-17 suggests steady restoration and growth in real property tax revenues arising from a steadily strengthening economy. Clayton's base economy of desirable real estate gained substantial ground in FY 2015-16 which was

demonstrated by the overall increase of 6.63% last fiscal year in assessed valuations by the County Assessor's office.

Pursuant to Assembly Bill 1 26x, with the Clayton Redevelopment Agency (RDA) dissolution as of February 2012 (FY 2011-12), the "Successor Agency" became the heir to the RDA. It now receives real property tax revenues sufficient to pay/retire the debt service and enforceable obligations of the former RDA as requested through the semi-annual "Recognized Obligation Payment Schedule" (ROPS) process, which is subject to the approval of the State Department of Finance (DOF). The former tax increment revenue "wrap around" restored portions of this real property tax revenue back to the original underlying public taxing entities, and has pushed the City's slice of base the assessed valuation tax roll from its former 4.3% to an approximate 6.9% allocation. Comparatively, the City remains a low property tax city stemming from Prop 13 (1978). In practical terms, the effect is illustrated by the following example:

Residential homeowner pays an AV Tax Bill of \$7,000 per year

Pre-dissolution General Fund share:	\$ 301.00	4.3% Share
Post-dissolution Clayton General Fund share:	483.00	6.9% Share
Difference	\$ 182.00	60% Increase

GENERAL FUND REVENUES

FY 2015-16 Revenue Projections

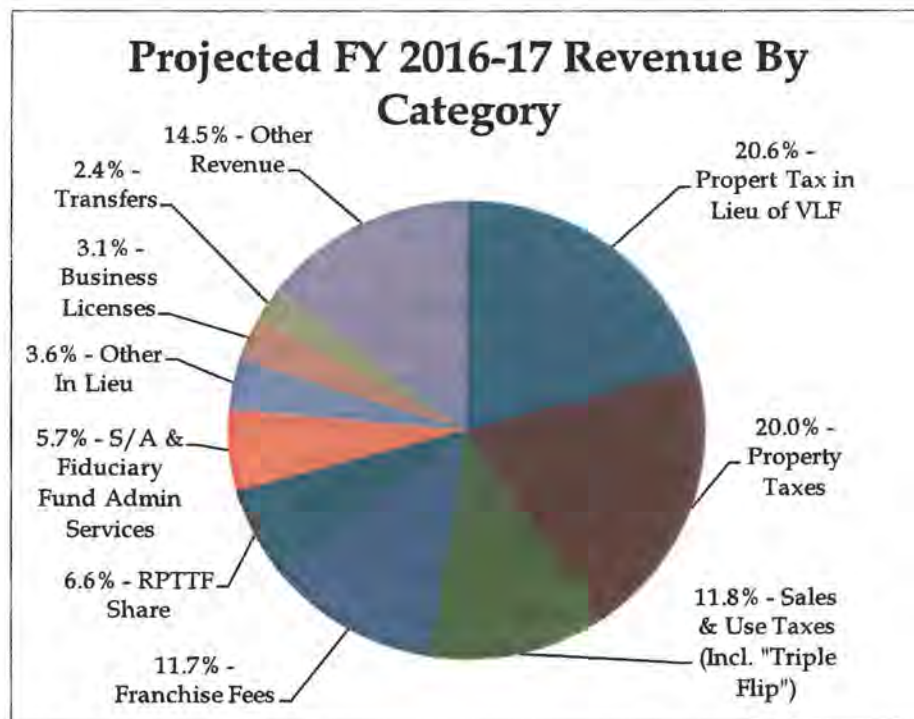
Although the current fiscal year has not yet closed at the time of the budget preparation for the upcoming year, sufficient information is available to project what year-end FY 2015-16 revenues will look like. At this time, General Fund revenues are expected to total approximately **\$4,445,274** by the close of FY 2015-16. This projection reflects a noteworthy favorable variance of **\$320,830** greater than projected revenues adopted in the General Fund budget for FY 2015-16.

Approximately 79%, or \$252,066, of this favorable variance is the result of non-recurring events for which the timing, dollar amount, and probability of a favorable result were so unpredictable that inclusion of these items in the adopted FY 2015-16 was impossible. Two events that make up this "non-recurring" portion of the favorable variance include: (1) Payments from the State for old claims (*dating back to 1999!*) on reimbursable state-mandated activities under Senate Bill 90 (\$164,673) and (2) Payment from the County of the City's 6.9% share of the All Other Funds Due Diligence Review residual balance (\$87,393). The remaining 21% (\$68,764) of the favorable variance, was a result of secured property taxes, sales taxes and other "ordinary" operational revenue sources coming in higher than projected as a result of the strengthening local and regional economy.

For the current fiscal year ending June 30, 2016, property taxes (including the property taxes "in-lieu" of vehicle license fees from the State) are projected to come in approximately \$44,168, or 2.7% higher than budgeted. This increase is because the FY 2015-16 adopted budget forecasted secured property tax revenue growth of approximately 4.0% when in reality the assessed valuations from the Contra Costa County Assessor's Office published after budget adoption supported growth closer to 7.0%. This analysis of secured property tax revenues excludes the triple flip sales tax in-lieu payments from the State as well as Redevelopment Property Tax Trust Fund (RPTTF) revenues as those are subject to unusual and difficult to predict spikes in FY 2015-16. With the statutory dissolution of the "triple flip" in FY 2015-16, the City received only approximately ¼ of the normal triple flip payment from the State in FY 2015-16. The decrease in sales tax triple flip payments was offset by an increase in sales tax revenue with the City's local allocation from the State Board of Equalization reverting back to the "pre-triple flip era" full 1.0%.

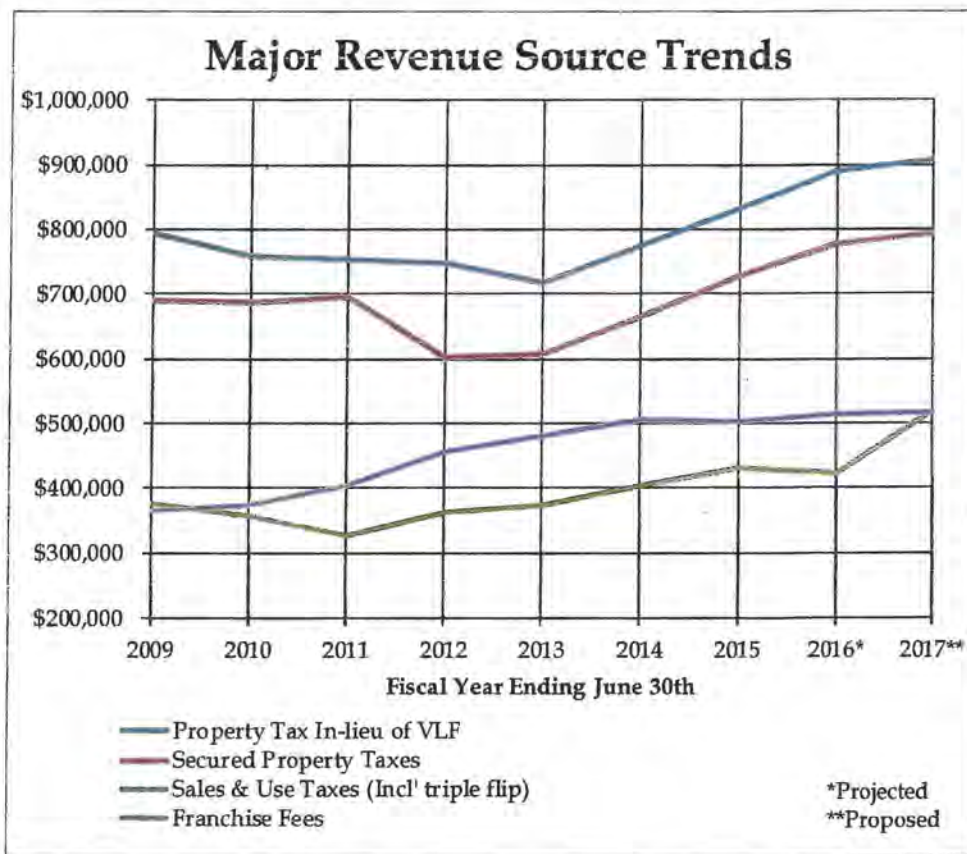
FY 2016-17 Revenue Projections

The FY 2016-17 proposed budgeted projects total General Fund revenues of **\$4,300,620**. This is an increase of **4.3%** over the prior year adopted budget, reflecting an overall positive outlook for the local and regional economy. This growth projection is supported by actual operational revenue results to-date and continues to be encouraging news for the City coming off years of declining real property taxes, dismal sales tax generation, and plummeting interest earnings. The chart below depicts the proportional share of each major revenue category of the General Fund for FY 2016-17:



As illustrated in the pie chart, a noteworthy portion, or approximately 64%, of General Fund revenues is concentrated in four different sources. In order of significance these sources include: property tax in-lieu of vehicle license fees (VLF), property taxes, sales and use taxes, and franchise fees.

The following chart illustrates the nine year trend of these four major revenue sources for the City:



The trend analysis chart illustrates the improvement of the local economy since the “Great Recession” in 2008. Revenue sources with delayed downturns arising from the recession (i.e. property tax in-lieu of VLF and general property taxes) have made a comeback and exceeded the pre-recession levels. The following section provides background and analysis of the City’s major revenue sources.

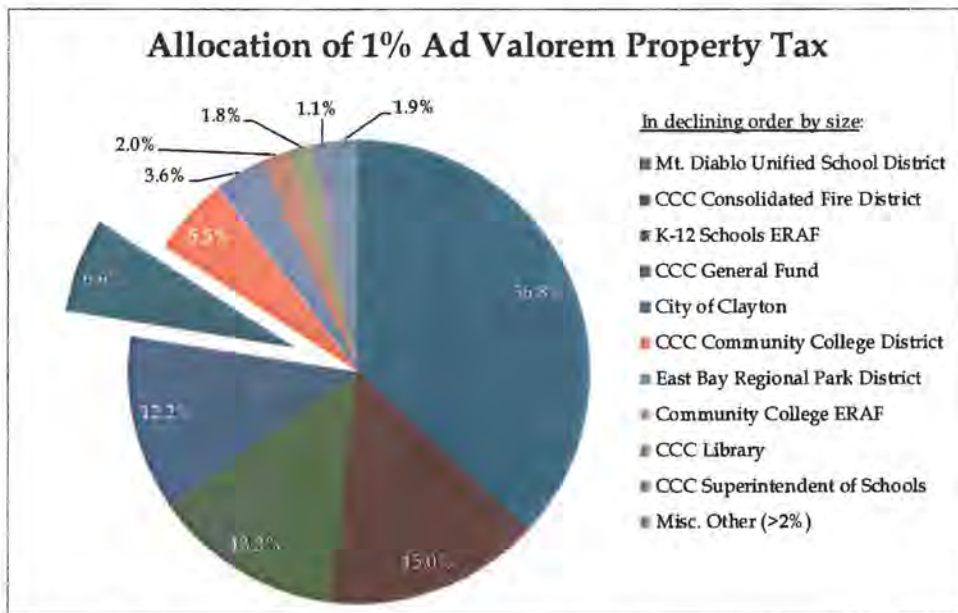
Property Tax in Lieu of Vehicle License Fees

The largest revenue source making up 20.6% of General Fund budgeted revenues for FY 2016-17 is property tax in lieu of vehicle license fees (VLF). The VLF is an annual value tax on the ownership of registered vehicles collected by the California Department of Motor Vehicles and then distributed to cities and counties. In 2004, the California State Legislature permanently reduced the tax

rate from 2.0% to 0.65% of a vehicle's current market value. The reduction in VLF revenue to cities and counties was offset by an increased transfer of property tax from the State to cities and counties. This transfer is called the "Property tax in lieu of VLF." The City is projecting revenue of \$907,000 in FY 2016-17, which is an increase of 2.0% above projected actuals for FY 2015-16, and is a reflection of the stirring economy following the Great Recession.

Property Taxes

The second largest revenue source making up 20.0% of General Fund budgeted revenues for FY 2016-17 is the City's share of the local property taxes. Property taxes are an ad valorem tax imposed on real property (land and permanently attached improvements) and tangible personal property (movable property). Proposition 13 (1978) limits the real property tax rate to 1% of a property's assessed value for ad valorem tax purposes. The amount of the tax is based on an annually determined assessed valuation calculated by the county assessor's office and is paid to the county tax collector. The county tax collector then allocates this to local taxing agencies pursuant to a statutory allocation formula applicable to the tax rate area (TRA) the underlying parcel is located within. The City of Clayton has ten (10) TRAs, with the largest TRA by current assessed value returning only 6.63% of the full one percent tax back to the General Fund. The following illustration summarizes the statutory allocation of the 1% general ad valorem property tax to each taxing entity:



For FY 2016-17, the City's portion of secured and unsecured property tax revenues are projected at \$882,340, which is an increase of 2.0% over projected actuals for FY 2015-16.

Sales & Use Taxes (Including "Triple Flip")

The third largest revenue source making up 11.8% of General Fund budgeted revenues for FY 2016-17 is sales & use taxes. This is a tax imposed on the total retail price of any tangible personal property (unless specifically exempt by the Board of Equalization) and the use or storage of such property when sales tax is not paid. Although the unadjusted general state-wide sales tax rate applied to transactions is 7.5%, the basic local Bradley-Burns rate returned to local agencies (i.e. City of Clayton) is 1%. This local portion is unrestricted and must be received into the General Fund. In the City of Clayton, the applicable sales tax rate is 8.50% resulting from additional local and regional voter approved measures. Below is a chart depicting the current allocation of the 8.50% sales tax rate applied to all taxable transactions in the City of Clayton:



Following the approval of Proposition 57 in 2004, one quarter of the 1% Bradley-Burns local rate was temporarily shifted to the State General Fund to create "new" revenues to secure the repayment of Economic Recovery Bonds necessary to close the state's operating budget deficit. Cities and counties were reimbursed for the reduction to sales and use tax revenue with transfers of local property tax revenues that would have otherwise went to schools. This state-imposed financing mechanism was known as the "triple flip." On January 1, 2016, the State's triple flip effectively came to a close with the local rate reverting back to the full 1.0%. As such, during FY 2015-16 the City experienced a substantial decrease in triple flip payments which were offset by an equivalent increase in sales and use tax revenues.

For FY 2016-17, sales & use tax revenues are projected to be \$464,400, which is an increase of approximately 18.5% over projected actuals for FY 2015-16. This substantial increase is a direct result of the elimination of the triple flip (in effect for ½ of FY 2015-16) as well as a projected increase in sales tax revenues of 4.0% using historical actuals and growth rates published by the Board of Equalization. In addition to ordinary sales & use tax revenues, in August 2016 the County will distribute the final triple flip allocations covering the six month period ending December 31, 2016. For the City of Clayton, this allocation is projected to be \$56,000 which will be the final triple flip payment. The sum of sales & use taxes allocated from the Board of Equalization and the final triple flip payment from the County is projected to be \$520,400 in FY 2016-17.

Franchise Fees

The fourth largest revenue source making up 11.7% of General Fund budgeted revenues for FY 2016-17 is franchise fees. Franchise fees are rent paid by utilities or other businesses for the privilege of using the City's right of way (i.e. streets, sidewalks, etc.) to locate utility lines, operate vehicles, and/or conduct business for profit. The City collects a 1% franchise fee from Pacific Gas & Electric and a 5% franchise fee from cable operators (i.e. Comcast and AT&T/Pacific Bell). In addition, the City collects a 10% franchise fee from Republic Services for its collection, transportation, disposal and diversion of solid waste and recyclable materials. It is expected that franchise fee revenues will remain relatively consistent growing by approximately 1.0% in FY 2016-17 to a total of \$517,010.

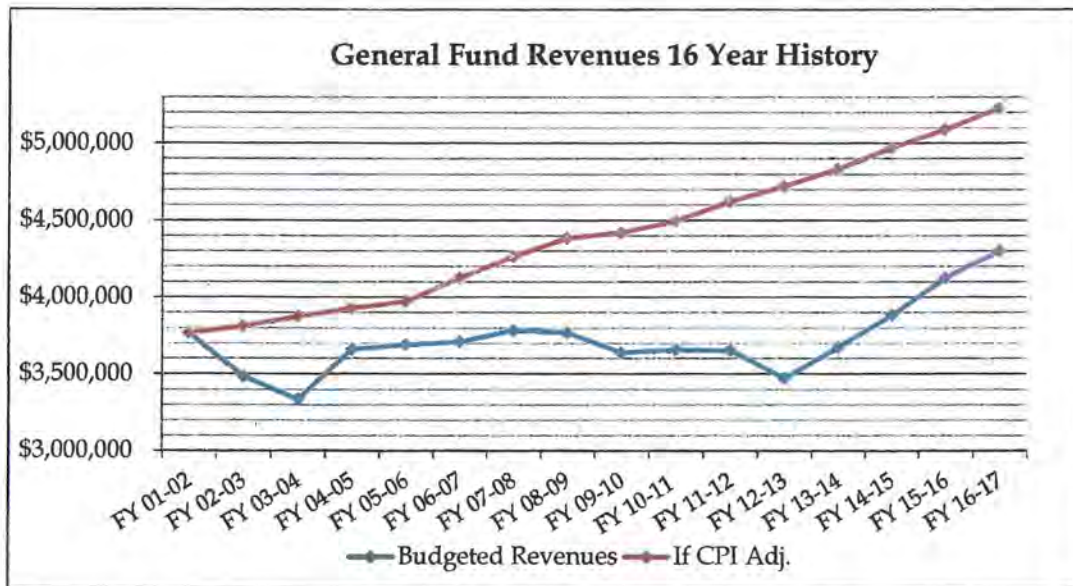
Redevelopment Property Tax Trust Fund Revenue

The fifth largest revenue source making up 6.6% of General Fund budgeted revenues for FY 2016-17 is the City's share of the Redevelopment Property Tax Trust Fund (RPTTF) residual balance. RPTTF monies levied by the County are first used to pay County administrative fees, required tax sharing payments (i.e. pass through payments), and approved enforceable obligations on the Successor Agency's Recognized Obligation Payment Schedule (ROPS). Any residual revenues in the County RPTTF are then distributed by the County to the school entities, city, county, and special districts based on their share of property tax revenues. The City of Clayton's share of this residual balance is approximately 6.9%. The RPTTF residual balance is dependent on the amount of state-approved obligations included in each ROPS. For FY 2016-17, after incorporating the state-approved ROPS and pass-through payments, it is expected the City will receive approximately \$290,000 in RPTTF revenues in FY 2016-17. This revenue stream ceases at such time the debt obligations of the Successor Agency are fully retired, at which time the revenue reverts to the 1.0% local property tax source.

Successor Agency & Fiduciary Fund Administrative Service Charges

The sixth largest revenue source making up 5.7% of General Fund budgeted revenues for FY 2016-17 is derived from administrative support charges from the Successor Agency and other fiduciary funds of the City. Since the creation of the Successor Agency in 2012, the City has received \$250,000 on an annual basis for administrative support services under *California Health & Safety Code* Section 34171(b). As a direct result of the Governor's May 2015 trailer bill (AB 113), new restrictions on the administrative allowance calculation will result in the City receiving only \$231,915 in FY 2016-17. The most detrimental impact this trailer bill was to apply the 50% administrative allowance cap to redevelopment property tax trust fund (RPTTF) monies "received" rather than to the total of approved enforceable obligations. With the California Department of Finance now ordering the Clayton Successor Agency to pay enforceable obligation with bond proceeds in lieu of receiving RPTTF monies, the City will experience a substantial decline in the administrative allowance in FY 2017-18. Following the new State restrictions, it is projected the administrative allowance for FY 2017-18 will be as low as \$105,000. Thereafter, the administrative allowance received would fluctuate annually from \$162,000 to \$204,000 until the dissolution of the Successor Agency with the maturity of the bonds in FY 2025-26. For next year, however, Successor Agency & fiduciary fund administrative services are expected to remain relatively steady at \$252,560. This is an 8.0% decrease from projected actuals for FY 2015-16, reflecting the state-imposed Successor Agency administrative allowance reduction effective in FY 2016-17.

Overall, the principal sources of General Fund operating revenue are growing, suggesting the local economy is healthy. However, when looking at a 16 year history of General Fund budgeted revenues, actual revenue growth has clearly not kept pace with inflation. The line chart on the following page illustrates the growing difference between actual General Fund budgeted revenues versus FY 2001-02 base year revenues adjusted for annual changes in the Consumer Price Index (CPI; San Francisco - Bay Area), with the difference in FY 2016-17 being \$925,629:



GENERAL FUND EXPENDITURES

The proposed FY 2016-17 budget incorporates total appropriations of **\$4,261,720**, which reflects an overall increase of 4.05% in General Fund operations compared to the prior year adopted budget. Since the two-year miscellaneous employee labor agreement is set to expire on July 1, 2016 and a new agreement has not yet been executed, it is emphasized this budget assumes retaining the status quo on miscellaneous employee salaries and benefits. Should that outcome be different, modification of the budget may be necessary as the City budget contains no contingency appropriations to address unexpected claims on the fiscal plan. At the next Mid-Year Budget review, any unforeseen need for appropriation increases and hopefully accompanying projected revenue increases can be incorporated into the FY 2016-17 budget via action by the City Council.

FY 2015-16 Expenditure Projections

General Fund operational expenditures are expected to total approximately **\$4,019,781** by the close of FY 2015-16. This projection results in a favorable budgetary variance where actual expenditures are **\$76,147** below City Council authorized appropriations in the adopted FY 2015-16 General Fund budget totaling \$4,095,928.

During FY 2015-16 the Successor Agency Due Diligence Review (DDR) reporting process was finally concluded in accordance with Assembly Bill 1484 (AB 1484), which outlined local requirements for the redevelopment agency dissolution process. On March 19, 2015 the City submitted the Successor Agency Oversight Board-authorized DDR reports for the former RDA’s Low-Moderate Income (LMI) housing fund and All Other Assets funds to the California Department of Finance (DOF) for their review and approval. On April 24, 2015, the City received the Final Determination Letter from the

DOF, which approved LMI housing funds DDR report "as is" and ordered the release of the "unencumbered" balance of the LMI fund (No. 616) to the County totaling **\$3,679,225** within 5 business days. Of this balance, \$62,500 was owed from the General Fund to the Successor Agency in accordance with AB 1484. In accordance with the demand letter and as no modifications were noted, the City remitted this payment to the County Auditor-Controller (CAC) on May 1, 2015. As the DOF had not yet concluded their review of the All Other Funds DDR, staff used the General Fund obligation outlined in the DDR report approved by the Oversight Board (\$137,500). This resulted in an "extraordinary loss" of \$200,000 being reported in the FY 2014-15 audited financial statements in accordance with generally accepted accounting principles.

On October 28, 2015, the Successor Agency received a Determination Letter on the All Other Assets DDR from the DOF demanding an increase to the balance owed from the General Fund to the Successor Agency. The demanded increase totaled \$230,983 for inter-agency transfers and payments during the 13 month "claw-back" period from January 1, 2011 through January 31, 2012. In a Meet and Confer held with the DOF on November 9, 2015, City management contested certain findings in the DOF's Determination Letter and provided supporting documentation.

On November 30, 2015, the Successor Agency received a Final Determination Letter on the All Other Assets DDR after the completion of the Meet and Confer. In the letter, the DOF disagreed with the City's protests making no modifications to the findings in the original Determination Letter. As the City had now fully exhausted any means of contesting the DOF under their post-dissolution administrative procedures, the final pathway to seek restitution was to file a lawsuit with the DOF. However, weighing the risks associated with litigation against the benefits of a favorable ruling, management elected to concede to the November 30, 2015 DOF letter. The final revised All Other Assets DDR obligation totaling **\$1,256,182** was remitted to the CAC on December 16, 2015.

The revisions made by the DOF to the All Other Funds DDR will result in an extraordinary loss of **\$230,786** being reported by the General Fund in FY 2015-16. This will be reported as a non-operational extraordinary loss as it is both unusual in nature and non-recurring. The impact of this loss to General Fund reserves is addressed in the General Fund Reserves section.

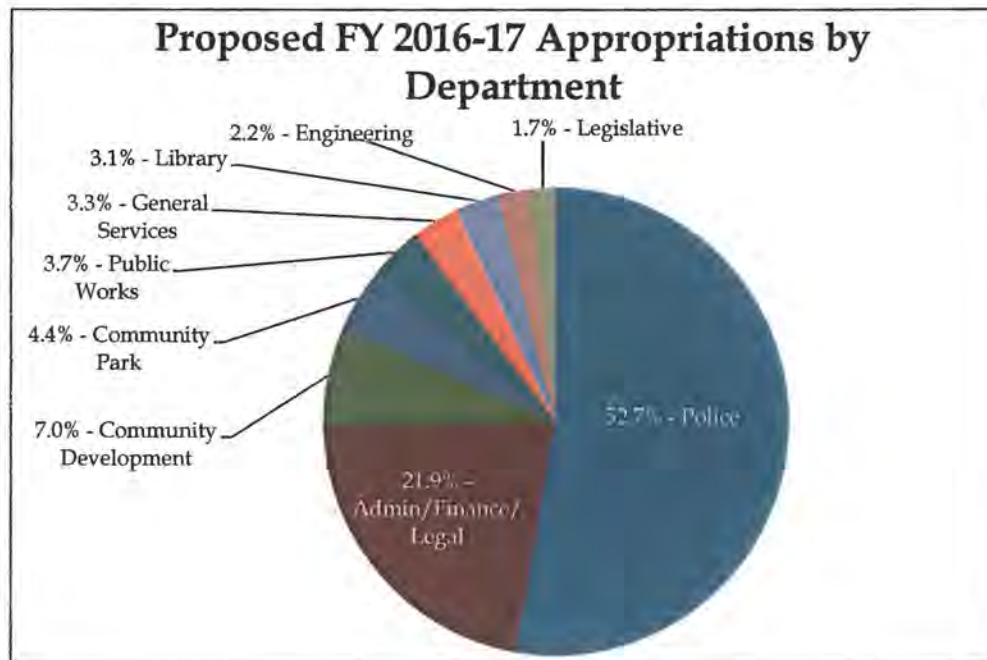
FY 2016-17 Proposed Appropriations

Total proposed FY 2016-17 General Fund operational appropriations are **\$4,261,720**. The following table provides a year-to-year comparison of proposed General Fund appropriations at the department level:

GENERAL FUND DEPARTMENTS

DEPARTMENT	FY 2016-17	FY 2015-16	% CHANGE
LEGISLATIVE	\$ 74,540	\$ 56,250	32.52%
ADMIN / FINANCE / LEGAL	932,750	886,548	5.21%
PUBLIC WORKS	159,080	142,945	11.29%
COMMUNITY DEVELOPMENT	296,420	272,793	8.66%
GENERAL SERVICES	140,060	136,576	2.55%
POLICE	2,247,670	2,119,290	6.06%
LIBRARY	132,200	137,416	-3.80%
ENGINEERING	92,200	80,630	14.35%
COMMUNITY PARK	186,800	263,480	-29.10%
TOTAL	\$ 4,261,720	\$ 4,095,928	4.05%

In the aggregate, total proposed appropriations for FY 2016-17 are 4.05% higher than those of the prior year adopted budget. This increase is nearly entirely attributable to unavoidable fixed cost increases and continuing to provide the same level of services to the community. The following pie chart illustrates each department's proportionate share of total proposed General Fund appropriations for FY 2016-17:



The order of departmental appropriations in size is consistent with the prior year adopted budget with the exception of the General Services Department exceeding the Library Department in FY 2016-17. The Police Department's slice of the General Fund operational budget pie increased by 1.1% to a total share of 52.7% in FY 2016-17. This statistic means that of every \$1.00 paid by taxpayers as general tax revenue to the City, slightly over one-half of the tax monies (or nearly 53¢ of every \$1) is used to provide local law enforcement services to the community.

As a service-provider organization it is predictable the expense for personnel services comprises the bulk of General Fund appropriations. The proportion of expenditures related to personnel services decreased slightly to a total of approximately 69.1% of the overall proposed General Fund budget (69.8% in FY 2015-16, 67.3% in FY 2014-15, 70.0% in FY 2013-14). This decrease is explainable by the proposed budget incorporating status quo on miscellaneous employee labor terms as the current contract expires on July 1, 2016. The following section provides background and analysis of the City's nine General Fund departments.

Legislative (Department 01)

This is the smallest General Fund department making up 1.7% of proposed budgeted expenditures. Services funded by this department include but are not limited to: City Council members to set policy goals and objectives for the community, regular and special meetings of the City Council and recording thereof, administering elections, and steering City promotional activities. Proposed appropriations reflect an increase of 32.5% primarily as a result of the general municipal election in November 2016.

Admin / Finance / Legal (Department 02)

This department makes up 21.9% of proposed budgeted expenditures. By its nature, the Admin/Finance/Legal Department provides essential administrative support for all of the City's direct-cost programs including: police, community development, parks and landscape maintenance services, capital improvements, etc. Several specific functions funded by this department include but are not limited to: executive management and policy execution, legal counsel, human resources, financial reporting and budget, treasury/investment, payroll/benefits administration, disbursements, revenue collection, records retention management, and facility rentals. Proposed appropriations reflect an increase of 5.2% arising from an unavoidable surcharge to CalPERS billings for the unfunded actuarial liability (UAL) as a fixed dollar amount rather than as a percentage of payroll as well as merit step increases for eligible employees of this department.

Public Works (Department 03)

This department makes up 3.7% of proposed budgeted expenditures. Services funded by the Public Works Department include but are not limited to the maintenance of city hall and other facilities, grounds, and buildings as well as maintenance of neighborhood parks. Proposed appropriations reflect an increase of 11.3% attributable to an increase in projected time spent by Maintenance personnel on city facility and neighborhood park maintenance based on prior year actual results.

Community Development (Department 04)

This department makes up 7.0% of proposed budgeted expenditures. Services funded by the Community Development Department include but are not limited to: long-range planning and special studies (i.e. transportation, housing, zoning, etc.), ensure compliance of land development and private party design proposals with local, state and federal regulations, municipal code enforcement, and administration of the city's low-moderate income housing program. Proposed appropriations reflect an increase of 8.7% arising from an unavoidable surcharge to CalPERS billings for the unfunded actuarial liability (UAL) as a fixed dollar amount rather than as a percentage of payroll as well as step increases for eligible employees of this department.

General Services (Department 05)

This department makes up 3.3% of proposed budgeted expenditures. By its nature, the General Services Department tracks essential support costs shared amongst all City's departments and funds. Several specific functions funded by this department include but are not limited to: City-wide risk management/insurance premiums, computer, software, and network technology supporting all functions, and shared printer/copy/scanning costs. Proposed appropriations for this department are expected to remain steady with a modest increase of only 2.6%.

Police (Department 06)

This is the largest General Fund department making up 52.7% of proposed budgeted expenditures. Services funded by the Police Department include but are not limited to: traffic enforcement, vehicle collision and crime investigation, contract animal control and dispatch services, and police records management. Proposed appropriations reflect an increase of 6.0% arising from the following: unavoidable surcharge to CalPERS billings for the unfunded actuarial liability (UAL) as a fixed dollar amount rather than as a percentage of payroll; merit step increases for eligible employees of this department; partial restoration of previously unbudgeted but crucial capital equipment replacement fund (CERF) charges.

Library (Department 07)

This department makes up 3.1% of proposed budgeted expenditures. Services funded by the Library Department include but are not limited to maintenance of the City-owned Clayton Community Library building, grounds and equipment and funding Sunday and weekday staffing hours beyond the County's base of 35 hours a week. Proposed appropriations reflect a modest decrease of 3.8% attributable to a reduction in the County's cost estimate for extra staffing hours for FY 2016-17, despite there being no planned change to existing operating hours of the library.

Engineering (Department 08)

This department makes up 2.2% of proposed budgeted expenditures. The City contracts with PERMCO Engineering to serve as its City Engineer. Services funded by the Engineering Department include but are not limited to: administration of the City's capital improvement program, plan check and review of construction/development plans, administration of the City's encroachment permit program and various benefit assessment districts. Proposed appropriations reflect an increase of 14.4% to more accurately capture actual historical costs for PERMCO retainer services.

Clayton Community Park (Department 09)

This department makes up 4.4% of proposed budgeted expenditures. Services funded by the Clayton Community Park Department include but are not limited to landscaping of Clayton Community Park grounds, maintenance of recreational sporting fields and related equipment/facilities, repairs and maintenance of water irrigation network, and trash removal. Proposed appropriations reflect a reduction of 29.1% to incorporate updated cost estimates from mandatory drought measures as well as a projected decrease in maintenance personnel time spent on abnormal irrigation line break repairs incurred in the prior year.

GENERAL FUND RESERVES

FY 2015-16 Projected Surplus

The prior year adopted City Budget forecast a surplus resulting from operations of \$28,516. Due to certain non-recurring revenue spikes described previously it is projected that FY 2015-16 will close with a noteworthy operational surplus of \$425,493. However, the conclusion of the statutorily imposed post-redevelopment agency dissolution DDR process during FY 2015-16 resulted in a non-operational extraordinary loss of \$230,786. However, the incorporation of this non-recurring and unusual loss still resulted in a projected FY 2015-16 surplus of **\$194,707**. Considering all of the challenges

and uncertainties faced during the state-imposed DDR process, this positive result is both unanticipated and miraculous news.

FY 2016-17 General Fund Reserves Status

As presented in the City's most recent audited financial statements the fund balance of the General Fund was \$5,538,632 on June 30, 2015. This reserve incorporated the full balance of the 2% Election Agreement (\$501,899) being owed from the former redevelopment agency (now Successor Agency) to the General Fund since FY 2010-11. As a result of the DOF's DDR review process in 2015, it was discovered that a \$125,475 repayment had previously been made from the former redevelopment agency (RDA) to the General Fund during FY 2010-11. This resulted in an update to beginning General Fund reserves as of June 30, 2015 to **\$5,413,157**. This was an accounting adjustment only and did not result in any additional repayments to the State.

The City Council has directed an absolute minimum reserve of \$250,000 as its never-to-be-expended "catastrophic reserve", which practice is implemented (but which level should be elevated). However, the standing Policy Goal of the City Council is to establish and retain an undesignated reserve of 50% relative to the annual General Fund Budget. When incorporating our projections on how FY 2015-16 will close out, the opening General Fund reserve balance will have increased to \$5,607,864 to start FY 2016-17. During FY 2015-16 the City Council took action to utilize the General Fund surplus (\$389,895) reported in the FY 2014-15 audited financial statements to address urgent one-time needs of the City's. When backing out this assigned portion of fund balance, the unrestricted General Fund reserve is **\$5,217,969** to start FY 2016-17, or 122.4% of our proposed General Fund appropriations for FY 2016-17. Subtracting the "untouchable" \$250,000 reserve lowers our true reserve equity to a position of **116.7%** (\$4,967,969). This is a remarkable feat, demonstrating the effectiveness of the City's fiscal policies.

SPECIAL REVENUE FUNDS

An appendage to the General Fund operations of the City, the City Council and staff are charged with stewardship over the provision of public services employing restricted-use monies accounted for in *special revenue funds*. In accordance with the Government Accounting Standards Board (GASB), special revenue funds are governmental funds used to account for the proceeds of specific revenue sources that are restricted or committed to expenditure for specified purposes. In total, the City currently has nine (9) such special revenue funds that account for such restricted use monies. Strict controls and regulations are placed on the City's special revenue funds' express purpose and expenditure. These funds are in essence self-contained operations yet form a critical portion of the overall City Budget as these funds underwrite much of the public service and improvement mission of the City. The following section provides a discussion of the fiscal status of each of these special revenue funds.

A. Gas Tax Fund - No. 201

Derived from layers of state transportation taxes on the sale of gasoline [Street and Highway Code, Sections 2105, 2106, 2107 and 2107.5; voter-approved Proposition 42 "Traffic Congestion Relief Act" monies], this group of revenues is collectively referred to as our "Gas Tax Fund". Local gas tax funds in the past have been a reliable source of funding for cities since the 1970s and are universally used to fund local road maintenance and repairs. Our City uses these monies to perform annual street re-striping and safety re-markings, traffic regulation and warning signs and replacements, resealing of street cracks, sidewalk and gutter repairs, replacement of street name signs, operation and repair of arterial street lights, and traffic signal maintenance.

Due to the City's pattern of heavy reinvestment of Gas Tax funds into maintenance and repair of local streets and roads, our City has been successful in its upkeep of this infrastructure, investing approximately **\$5.9 million** over the last 10 years (since FY 2006-07) into street repaving and improvements. This accomplishment has enabled Clayton to consistently place in the Top 5 best overall street conditions within Contra Costa County, at No. 3 within Contra Costa County (the Bay Area average Pavement Condition Index is 66 PCI). Our City's last-rated PCI is 80 (year 2014), which positioned our aggregate street conditions in the industry standard category of "Very Good", the 2nd highest category to "Excellent" (PCI of 90-100).

At this time total Gas Tax fund revenues are estimated to be \$271,639 for FY 2016-17. The decrease from FY 2015-16 gas tax revenues is primarily attributable to Proposition 42 (Section 2103) allocation reductions. The significant downturn in revenue is largely due to falling gasoline prices and consumption as well as "true ups" under the fuel tax swap system. Under the swap, the State Board of Equalization annually adjusts the Section 2103 rate to try to match what fuel tax revenues in the forecast year would have been under Proposition 2, the sales tax on gasoline, had the swap not occurred. The result State-wide was a dramatic downturn of about 49.5% in the estimated Section 2103 allocations from the prior year. Should additional gas tax revenues materialize during the fiscal year, it will augment the amount of monies transferred to the City's Capital Improvement Project Budget for the next Neighborhood Street Repaving Project.

The City's Gas Tax Fund opens FY 2016-17 with projected positive fund equity of \$134,660. This balance had been earmarked for the 2016 Neighborhood Street Project in the FY 2015-16 adopted budget. However, as the 2016 Neighborhood Street Project did not yet commence during FY 2015-16, the bulk of unspent reserves rolled into FY 2016-17 for re-appropriation. A portion (\$30,000) of FY 2015-16 unspent reserves will be necessary to address additional costs associated with the planning the Collector Street Rehabilitation Project due to the rigorous requirements for completing federal grant application, which are typically designed for multi-million dollar projects for larger agencies.

After allocation of monies for basic transportation maintenance and operation expenses (e.g. electricity for arterial street lights at \$47,500; traffic signal maintenance performed by the County at \$15,000; City Maintenance personnel compensation of \$45,400 for street maintenance tasks and traffic sign replacements; general street maintenance supplies at \$12,000), it is proposed to appropriate gas tax transfers of \$269,029 (66.21% of total appropriations) to the City's Capital Improvement Project Budget for the following street improvements and repairs:

ADA Sidewalk/Parking Improvements	\$	6,000	CIP 10394A
Collector Street Rehabilitation Project		30,000	CIP 10425
2016 Neighborhood Street Project		233,029	CIP 10432
Total	\$	269,029	

During FY 2015-16, the 2015 Neighborhood Street Program (CIP 10424) was completed. In total this project invested approximately \$825,532 (51.8% gas tax funding) into repavement improvements on sixteen local streets. The planning and design phase of the Collector Street Rehabilitation Project (CIP 10425) was underway during FY 2015-16 however this project is expected to continue into FY 2016-17. This project received \$45,000 in gas tax as a "local match" during FY 2015-16 to supplement the federal grant financing most of the project costs. Consistent with the prior year plan in order to use existing Gas Tax fund reserves for eligible City streets projects, the proposed budget plans to draw down all available reserves and end FY 2016-17 with a zero fund balance.

B. Citywide Landscape Maintenance District - Fund No. 210

In June 2007, Clayton voters approved a replacement real property special tax to continue funding the operation and maintenance of their citywide public landscaped areas. This voter action created the City of Clayton Landscape Maintenance Community Facility District 2007-1 (LMD). This annual tax is restricted to costs associated with: arterial and specified roadway medians and parkways, the trails system, the annual open space non-native invasive weed abatement in city-owned open space of the area hills, the annual open space and trails weed abatement for fire and public safety, landscape and turf irrigation and the monthly maintenance and special occasion/holiday operation of the "Clayton Fountain".

Maintenance of City Parks is not included as an authorized expense under the LMD Act; park maintenance obligations fall to the City's General Fund. *Citywide public landscaping services have always been funded by a special revenue tax levied on private properties throughout the City.* The LMD completed its 9th year of a 10 year approved operation (Measure B), and its trails and landscaping citizens' oversight committee (TLC) meets periodically to ensure the promised maintenance standards and efficiencies are achieved and reviews the budget ensuring these special-purpose tax revenues are used for their intended purpose.

Pursuant to the terms of voter-approved Measure B, the special tax rate may be modified annually by the change in the CPI from April to April. In no event shall the tax rate be increased by more than 3% each year. The CPI change (from April 2015 to April 2016) posted at 2.70%.

Since 2008, the LMD has used \$878,711 of these special tax funds for public landscape and irrigation and trail system capital improvements. When including an additional \$407,000 of prior-approved projects rolled forward into FY 2016-17, the LMD will have invested over \$1.2 million into landscape related capital improvements in addition to maintaining current landscaping.

For FY 2016-17, the LMD has budgeted to fund the following prior approved landscape improvement projects (*Note the prior approved Cardinet Trail repair will was completed in FY 2015-16*):

Entry-Ways Re-landscaping Project	\$ 300,000
Keller Ridge Tree Replacement Project	46,000
Downtown Planters Replacement Project	35,000
Replace Irrigation System Centra Control Field Panel	20,000
Jeffrey Ranch Median Island Re-landscaping Project	6,000
Subtotal	<u>407,000</u>
Subdivision/City Entry Sign Replacement Contingency	<u>2,000</u>
Grand Total	<u><u>\$ 409,000</u></u>

The proposed LMD budget is a balanced operational budget, utilizing fund balance to undertake non-annual capital improvement projects. This practice is consistent with prior year budgets as the LMD is pay-as-you-go for such improvements, responsibly drawing on fund balance as needed. The budget expenses are primarily adjusted for increased costs from outside agencies as well as for fuel, fertilizer, etc.

The LMD'S projected revenues have been increased by the 2.70% CPI to a total of \$1,057,550 for FY 2016-17. Measure B, approved by the voters, authorized an annual increase to the levy by the CPI, with not to exceed ceiling rate of 3.0%. This results in a modest increase to LMD revenues of \$27,799 over the prior year adopted budget. The CPI adjustment will result in an increase of \$6.34 per residential parcel over the prior year rate (last year's single family rate was \$234.84; including the CPI the new rate will be \$241.18).

Over the past year the LMD has generated a sufficient reserve balance to allow the consideration of new landscaping projects to be undertaken. Although ending fund

balance of \$961,970 is projected, staff is not proposing additional capital projects in FY 2016-17 in order to allow sufficient time to complete prior approved projects.

The planned installation and commencement of these significant landscape restoration and improvement projects demonstrates the LMD's success in managing the voter's preference for a "pay-as-you-go" ballot tax measure of capital improvements. The defeated Measure "O" (2005) would have issued a revenue bond in its initial year to address the public improvements sooner but conservative Clayton voters frowned on the higher annual assessment and bonded indebtedness to be shouldered by the LMD. Entering the District's 10th year of operation still allows the accumulation of modest reserves to accomplish many of the planned objectives.

Measure B is set to expire in June 2017. This is the only source of funds for the maintenance and operation of the LMD. To continue this sole funding a special parcel tax (Measure H) has been placed before the voters on June 7, 2016 ballot and needs to receive two-thirds (66.67%) voter approval. At this time funds are not budgeted for a November election, should the upcoming June 2016 ballot measure not pass. Should this occur staff will undertake a new measure process and recommend budget changes at that time to cover election costs (approx. \$10,000).

As new landscaping improvements are installed, each is accompanied by irrigation system upgrades with greater efficiencies in water application, which temper this expense allocation and cause operational savings. An enormous impact on LMD operations over the past five fiscal years has been the declared drought conditions and the severe water conservation reductions imposed by Contra Costa Water District (CCWD) as directed by the Governor's Executive Order Emergency declaration. While homeowners were placed under a 25% reduction plan, city and commercial irrigation water consumers were set at a massive 45% mandatory water reduction order. With irrigation cutbacks of that magnitude the LMD suspended the operation of the Clayton Fountain (even though it is a recirculating fountain) and reduced outside watering to two days per week. This has impacted some of the water intensive landscape in order to sustain the more valuable plants and mature signature trees in the LMD. Capital improvement projects engaged during the drought have been hardscape-only oriented.

Although CCWD announced a relaxation of the water restrictions, allowing more additional outdoor water irrigation uses than in the prior year, there are still reductions that will occur to balance against water cost increases. The proposed budget for LMD water irrigation supply service incorporates a slight projected water cost increase, or about \$2,000 over last year's, bringing the total budgeted water supply expenditure to \$105,100. As this is below pre-drought historical costs, it is possible that CCWD's recent modification to water-use restrictions will result in actual water irrigation costs being higher than projected.

Personnel services for this labor-intensive work effort account for 28.65% of the LMD budget in FY 2016-17 (\$353,100). This is higher than the prior year's labor requirements ratio of 23.72% arising from increased labor demands connected with the installation of new landscaping and irrigation systems. Whenever possible, tasks within the LMD are assigned to temporary seasonal personnel that are less expensive labor (e.g. trimming), allowing full-time permanent City maintenance personnel (typically four) to focus on tasks requiring journeyman-level experience (e.g. irrigation line and system repairs).

As approved by Measure B voters, the LMD'S budget includes an annual expense of \$20,000 (Account 7316) for the purchase of replacement plants. The LMD further contributes an annual allocation to the City's Capital Equipment Replacement Fund (CERF) of \$14,500, from which maintenance vehicles and equipment are purchased for use in LMD operations. An expense of \$34,780 (3.27% of annual LMD revenue) is transferred to the City's General Fund to pay for administrative and overhead activities of the City (e.g. telephones; payroll processing; accounts payable; management) attributable to administering the LMD's annual operations.

With all of these actions, the LMD's ending fund balance on June 30, 2017 is projected to be **\$793,268**. The LMD's healthy reserve status is evidence the City does not siphon "surplus" monies into its General Fund but uses the special tax revenues for its intended voter purposes. Its monetary existence will be crucial once the drought is over and the LMD examines priorities to replace landscape lost (including adding in more hardscape treatments) from the extreme water conservation measures. The TLC held a meeting on May 23, 2016 to review the proposed LMD budget for FY 2016-17. After discussion and analysis with City staff, the TLC approved both the proposed CPI adjustment (2.70%) and the budget by a vote of 8-0.

C. The Grove Park Fund - No. 211

The Grove Park officially opened to the community on January 12, 2008 and on May 29, 2008, City Maintenance assumed full responsibility for the care and maintenance of The Grove Park. On Opening Day, the public park immediately became the signature statement of our community, and ever since it has been the popular gathering place for residents and visitors to the Clayton Town Center. Voters originally approved the special parcel tax in November 2006 to maintain the park for 10 years (levy first collected in FY 07-08) so FY 2016-17 constitutes the 10th year of its special assessment revenue existence. In November 2014, the voters overwhelmingly elected (81% positive vote) to extend The Grove Park special property tax for an additional 20 years. Operations for The Grove Park are separately accounted for by the City in a restricted special revenue fund.

The Downtown Park real property assessment will yield approximately \$126,350 in the coming year (with the recommended allowable CPI (April-April) tax rate adjustment of 2.70%. This Restricted-Use Fund will receive its tenth and final installment of the very

generous \$10,000 annual "donation" (for ten years) from the land owners (Endashian, Inc.), developers of the CVS/Pharmacy store site (formerly Longs Drugs Store). That annual donation is deposited and remains in The Grove Park Fund.

Bolstered by these revenues and interest earnings, the Downtown Grove Park Fund maintains a positive fund balance expected to be approximately \$284,305 by the end of FY 2015-16 with equity slightly increasing to \$314,358 at the close of FY 2016-17. Of this projected FY 2016-17 ending fund balance amount, \$117,483 sits in the Asset Replacement Reserve approved in the adoption of Measure O, \$50,000 in the unallocated stabilization reserve (increasing by \$5,000 annually), and \$146,875 in unassigned fund balance.

For FY 2015-16, it is projected total expenditures of The Grove Park will be approximately \$88,653 offset by revenues totaling \$138,925, resulting in a restricted fund operating surplus of \$50,272. This surplus primarily arose from actual maintenance labor requirements for FY 2016-17 being less than originally planned for in the adopted FY 2016-17 budget. However, as The Grove Park continues to mature and its public attraction increases, more City Maintenance personnel time is deliberately budgeted to keep it in a condition worthy of the City's signature piece. During the summer and on Concert Series weekends, a part-time Maintenance Worker is assigned to perform routine maintenance and oversight tasks at the Park to ensure this highly-visible asset shines for our community. The nearby municipal well provides the irrigation and non-potable water needs of The Grove Park, which saves considerable taxpayers' monies compared to the metered water prices of Contra Costa Water District.

To continue to meet the operational objectives of The Grove Park, appropriations of \$110,497 are being proposed for FY 2016-17. This results in a planned surplus of \$30,053, primarily a result of the annual allocation of \$5,000 into the restricted stabilization reserve and an additional \$18,000 into the asset replacement reserve. The District's total reserves remain sufficient beyond its normal yearly operations. The City Council may take action after the adoption of the budget to utilize these reserves for additional capital improvements at The Grove Park.

D. Oakhurst Geological Hazard Abatement District [GHAD] - Fund No. 212

Formed by the City Council during the construction of the Oakhurst Development Project, this benefit assessment district encompasses all of the lots and open spaces within the Oakhurst Development. The GHAD has the authority but not the obligation to perform repairs to public, or authorized private, properties caused by certain geologic hazards such as landslides within this area. In order to fund any such operations, the GHAD Board of Directors (City Council) is required by state law to receive affirmative vote by real property owners within the district for any increase in the assessment rate. Insufficient assessment revenues have always existed to perform much of the identified or speculated hillside repairs; property owners within this

district have rejected any assessment increase three (3) times in the past. The GHAD Manager (the contract City Engineer) manages the district and provides a separate budget and annual report to the Board of Directors in June of each year.

Due to the restricted amount of voter-approved assessments, the GHAD levies an annual assessment that generally produces the same amount of revenue each year for general geologic hazard abatement purposes within the Oakhurst Development. For FY 2016-17, assessment revenue is projected to be approximately \$38,424, which incorporates a CPI increase of 2.70%; it is unlikely property owners within the district would approve a significant rate increase sufficient to arrest or mitigate hillside movements. Interest earnings are essentially non-existent for this Fund (\$250), which operates for most of the 12 months in a cash-flow deficit. The assessment revenues are not received by the GHAD [City as its fiduciary agent] until property owners pay their property tax bills in December and again in April each year.

Nominal management expenses proposed for the GHAD this year include \$3,000 for City Engineering services (District Manager) and \$1,000 allocated for specialized legal services. Although litigation has been settled, the GHAD is still internally assessed a share of the City's General Liability Insurance premium increases propelled by the Oakhurst hillside movement litigation, which served lawsuits against the GHAD as well as the City. This annual expenditure (\$16,110 in FY 2016-17) must remain for several years following settlement of the litigation as those defenses pertaining to the GHAD's share of General Fund liability insurance premium expenses still impact the annual calculation of the City's General Liability Insurance premium for that prospective time period.

A base transfer of \$6,980 to the City's General Fund for general administrative and clerical support services is standard procedure necessary to sustain the bare existence of the District (17.73% overhead). County administration fees to levy, collect and disburse the District's property tax bill assessment are estimated at \$1,200.

As proposed, annual GHAD revenues are marginally insufficient to cover the annual planned expenditures. The annual projected shortfall of **\$686** allows little room for unanticipated expenses within FY 2016-17 and necessitates yet another annual, yet minor, draw upon district reserves to fund limited operations. However, the GHAD is projected to end FY 2016-17 with a positive fund balance of **\$30,410**.

No capital projects are proposed for the coming fiscal year due to lack of further fiscal resources authorized by vote of the district's real property owners'. Clearly, no geologic hazards can be abated in exchange for \$38,424 per year. The GHAD maintains its legal life with the foresight and wisdom that affected property owners might someday wish, or need, to proactively utilize this legal instrument to address hillside movement remediation.

E. Presley GHAD Settlement Fund - No. 213

In 2003 the City and GHAD settled its lawsuit against Presley regarding damages to City infrastructures in the Kelok Way area of the Oakhurst Development. After reimbursement to the City of advanced legal expenses, proceeds from the settlement were retained in a separate fund for use to clean V-ditches in the area, monitor hillside movement and explore mitigation options to protect public infrastructures in the Development. During FY 2010-11, funds were appropriated from this reserve (\$110,000) to perform road resurfacings in the Development in conjunction with an annual Neighborhood Street Project (CIP No. 10409).

No monies from this restricted use fund were expended in FY 2015-16 and none are expected in the upcoming FY 2016-17. After the inclusion of projected interest earnings to this fund of approximately \$1,500 it is projected this fund will end FY 2016-17 with a positive fund balance of **\$123,783**. These monies may yet be tapped for further area repairs to damaged public infrastructure and/or arrest hillside movement in the future, as well as deficit operations.

F. Street Light Fund - No. 214

This fund accounts for the operations of the Clayton streetlight benefit assessment district. This restricted-use street light assessment is collected through the real property tax bill on Clayton residential properties [current assessment ranges from \$8.34 - \$43.54 per residential unit per year]. Since 1996-97 (for 20 consecutive years), the City **has not requested or increased the rate charged to real property owners** for the public street lights in their neighborhoods. These assessments are restricted for public street light operations and maintenance *within residential neighborhoods*. We expect to realize approximately the same amount in revenues as last year (\$125,991) since this assessment can only be increased by affirmative vote of the assessed property owners (Proposition 218 voter requirements). A 10-year trend analysis of our operational experience with these residential street lights reveals the actual cost of electricity and maintenance expenses fluctuates slightly with a nominal excess or shortfall in revenue, which the Fund's reserve adequately covers in the latter event.

In order to continue providing current services within the existing assessment rate, we expect to slightly draw on existing reserves in FY 2016-17 by approximately **\$15,439**. Recurring causes for this functioning deficit are electrical rate increases prompted by PG&E's field audit 8 years ago as to correct tariff categories, in-house labor, electrical parts and supplies, and direct charges for preparation of the Engineer's Report (Engineering).

With a projected opening reserve balance of \$122,539 to start FY 2016-17, there is no justification to approach voters to increase this tax assessment. With the projected utilization of fund balance reserves in FY 2016-17, the fund is projected to close FY 2016-17 with a reserve balance of **\$107,100**.

It has been 20 years since neighborhood street light benefit assessment rates were raised, and the law is clear voter approval is mandatory to do so. Conversely, should the annual assessment be lowered by City Council action (under a public policy theory that plentiful reserves should become a pseudo rebate to taxpayers), the lowered street light rate is then locked in and cannot return to its higher rate in the next or subsequent years without an affirmative two-thirds vote of the property owners (per Prop 218). It is further noted the reserve position of this fund does not incorporate an amortization program for replacement of aging or deteriorated street light poles, an issue that has been identified by staff requiring replacement of many of the wooden street light poles in FY 2016-17.

G. Stormwater Fund – No. 216

This account manages the special parcel tax (labeled “ERUs” for Equivalent Runoff Units) levied locally to assist the City in compliance with unfunded State-mandated regulations through our National Pollution Discharge Elimination System (NPDES) Permit. It has been confirmed by case law (previously challenged and lost by southern California cities) that Regional Water Quality Control Boards do indeed have authority to levy unfunded mandates against pollution discharges (cities and counties) by virtue of the federal Clean Water Act and the California Porter-Cologne Water Quality Control Act.

By previous Council action long ago, this real property tax levy was maximized at its allowable cap in year 2000 currently netting the City \$81,943 for local use in FY 2016-17 (plus projected interest earnings of \$1,500). In reality, the parcel tax generates higher gross revenues (\$126,615). However, the following purposes snag portions of the City’s local levy before ever touching our local coffers:

Contra Costa [Cities] Clean Water Program	\$	26,872	
Commercial Building Inspections by Sanitary District		8,000	
County Auditor-Controller Administrative Fee		3,800	
Reserve Fund for the Clean Water Program		3,000	
Flood Control District Management Expense		3,000	
Total Revenue Offsets:	\$	44,672	35.28%

In addition the City must pay an annual NPDES Regional Discharger Fee to the State projected to be approximately \$10,000, further dipping into the local assessment levied for the City.

The City’s 5-year Stormwater Permit (MRP) is issued by the San Francisco Regional Water Quality Control Board. Public agencies, including Clayton, are now under requirements to elevate enforcement, monitoring measures, and treatment projects each year to ensure cleaner stormwaters. This permit, called MRP 2.0, was reissued last November. The permit contains additional and enhanced requirements for cities such

as: managing litter that can get into its drainage and creeks from private commercial properties; PCB and Mercury pollutant testing/monitoring; maintenance and enforcement activities; "green infrastructure" which would set forth standards for cities to redirect existing storm drainage water from streets, sidewalks and parking lots and buildings into landscape areas; and enhanced IPM policies, practices and mandatory training and certifications. These additional permit terms will continue to impact the fund's equity. As other cities in the state are experiencing similar funding constraints, discussions are being held state wide to support legislation that would allow for consideration by the voters of a constitutional amendment to Prop 218. If approved by the voters this amendment would allow for fees or assessments for Stormwater to be voted on locally or regionally by majority protest consistent with the method currently allowed for sewer and water rates.

MRP 2.0 requires information to be disclosed by June 30, 2016 to elected officials of the Green Infrastructure (GI) requirements. MRP 2.0 defines Green Infrastructure: Infrastructure that uses vegetation, soils, and natural processes to manage water and create healthier urban environments..., green infrastructure refers to stormwater management systems that mimic nature by soaking up and storing water. GI is designed to capture and reduce existing PCB including background levels, and Mercury. The second objective of GI is to recharge runoff into the ground creating more filtering and more natural infiltration into creeks and waterways. The permit mandates that retrofitting existing impervious surfaces with Green Infrastructure be evaluated, analyzed, planned for costed and reported upon.

The GI has two main elements to be implemented:

- Preparation of a Green Infrastructure Plan for the inclusion of bioswale/landscape planter (LID) drainage design into existing storm drain infrastructure, including streets, roads, storm drains, etc.
- Early implementation of Green Infrastructure Projects Green Infrastructure Plan

The Green Infrastructure Plan requirements and deadlines are:

- Prepare a framework or workplan to be approved by the Permittee's governing body by June 30, 2017, and submit it to the SF Regional Water Board.
- Prepare and show estimated costs/budget for a Green Infrastructure Plan and submit it to the SF Regional Water Board with the 2019 Annual Report.

The permit requires that in the 2016 Annual Report each Permittee review current infrastructure (capital improvement) projects, prepare a list of infrastructure projects planned for implementation that have potential for green infrastructure measures, and submit the list with each Annual Report, including:

... a summary of how each public infrastructure project with green infrastructure potential will include green infrastructure measures to the maximum extent practical

during the permit term. For any public infrastructure project where implementation of green infrastructure measures is not practicable, submit a brief description for the project and the reasons green infrastructure measures were impracticable to implement.

The Green Infrastructure Plans are intended to describe how each jurisdiction will, in the coming decades, shift their impervious surfaces and storm drain infrastructure from gray, or conventional, storm drain infrastructure where runoff flows directly in to the storm drain and then to creeks and the Bay, to a more resilient, sustainable system that slows runoff by dispersing it to vegetated areas, harvests and uses runoff, promotes infiltration and evapotranspiration, and uses bioretention to detain, retain, and treat stormwater.

Cities will also be tasked to review and update as necessary their standard engineering designs and planning policies/ordinances to incorporate Green Infrastructure. The Contra Costa Clean Water Program (CCCWP), will provide guidance to the cities for reviewing capital improvement programs and projects, identifying green infrastructure potential, advancing planning and design of potential green infrastructure features, and documenting decisions regarding implementation of green infrastructure.

As noted the current permit contains mandated trash reduction requirements which are met through the implementation of the full trash capture devices. The City has installed and maintains 25 devices in its four Trash Management Areas. Through this effort we have been able to achieve 100% reduction in trash load baseline, and permit compliance. The City of Clayton is one of only a few cities to have already achieved this goal. However, recent refinements by the SF Regional Water Board to this requirement may require installation and maintenance of additional full trash capture devices to remain in compliance.

The new permit also requires the use of GIS for data base mapping and available to the public for viewing. The Clean Water Program has begun the establishment of a cloud based GIS mapping program as a group funded effort for all cities. Each city will have its own section for storm water mapping with the ability to have additional data layers as it desires. Therefore no additional city funds are needed at this time for GIS program.

Such Permit conditions necessitate ever-increasing expenditures which will eventually consume current levy revenues. Initial staff analyses reveal an additional \$225,000 to \$515,000 in annual costs could someday impact the City's fiscal operations for this state-mandated purpose alone. Only a Proposition 218 voter approval process can increase the levied rates. The failure of the Clean Water Coalition's Proposition 218 ballot in FY 2012-13 to raise levy revenues turned aside a potential \$93,700 for use in meeting state unfunded mandates for cleaner storm waters. Since the City reached its parcel levy cap 16 years ago there have been approximately 512 additional permit requirements

mandated by the SF Regional Water Board with no increase in revenue to offset the associated costs, thus resulting in the reduction of this Fund's equity reserve.

In the FY 2016-17 budget, the City's stormwater costs under the permit regulations exceed available revenues by approximately \$91,739, although the close of FY 2015-16 is expected to incur a lesser annual deficit of **\$54,232**. Fortunately for the moment there is projected to be reserve balance of approximately **\$99,608** at the start of FY 2016-17 in this restricted-use special revenue, sufficient to cover the projected annual shortfall. The erosion of the Fund's reserve balance over past years is directly a result of added Permit requirements imposed by the Regional Board in 1996 (referred to as "C-3 amendments") MRP (1.0), issued in 2010, and the current MRP 2.0 issued in November 2015, all as "unfunded mandates."

Labor-related expenditures from this Fund in FY 2016-17 (\$68,280) cover public works' labor for the City's municipal storm drain system, annual debris clearance of creeks and V-ditches, and proactive measures for the prevention of pollutants into these waters, which ultimately emerge into the San Francisco - Oakland Bay. Educational materials and supplies are also part of this Fund's budget, along with our membership in the Contra Costa County Clean Water Program. Recoverable expenses include that portion of staff time when working on clean water issues, programs, while Regional Water Quality Control Board directives target specific programs (e.g. "diaper" inserts in storm drain inlets) and local enforcement (e.g. fines). City Hall staff (Assistant to the City Manager) expends an inordinate portion of time (approximately one third or more) engaged in the management, administration and implementation of this federal and state mandated program for cleaner runoff waters. As such, the proposed budgeted transfer of \$35,890 to the City's General Fund to partially offset this incurred staff time is reasonable and essential.

As noted previously, the fund is projected to open the fiscal year with approximately \$99,608 in reserves, and projects a year-end fund balance on June 30, 2017 of \$7,869, a 92% loss in reserves. At this rate, the Stormwater fund will become depleted during or immediately following FY 2017-18 as feared, with the only sources of discretionary funds to patch the mandated gap are General Fund operational monies or use of General Fund reserves.

The monthly street sweeping contract totaling approximately \$44,100 in FY 2016-17 is paid through this fund as a program component of cleaner storm waters from street gutters. Partially offsetting revenue is tendered by real property owners through their trash bills projecting to be approximately \$38,310. The revenue estimate is slightly lower (13%) than the annual contract fee due to the revolving number of vacant homes in Clayton (closed accounts) and various delinquent and non-paying accounts slicing away at the revenue stream.

Required annual expenditures are absorbed into this fund for engineering services (\$5,000) and Other Professional Services (\$36,510). Necessary Engineering Services will assist in providing the City's response to the state mandate to perform additional drainage/green infrastructure analysis, evaluation and annual reporting of our mapped "trash management areas", and PCB analysis. The Other Professional Services line item reflect costs associated with state mandated programs involving drainage inlet insert cleanings (\$10,000), drainage inlet confined space cleaning (\$10,000), creek-side tree trimming (\$5,000), drainage inlet inspections and reports (\$3,000) and bio-swale inspections and reports for City properties (\$2,000). New private construction activities and newer private developments with storm water treatment have been addressed by the City Council to provide methods that are self-supported or cost recovery through the City charges for fees and services, Homeowners Association and/or Benefit Assessment Districts, and therefore do not impact the Storm Water Fund or the City's General Fund.

As a friendly public reminder: public streets and gutters are swept monthly to mitigate roadway pollutants from entering the storm drain system, not for street aesthetics or as the substitute broom for an abutting property owner's sweeping/clearance of leaves and debris from the front and/or side yard curbs of one's property.

H. Measure "J" Fund - No. 220

This special revenue fund originated by revenues from the ½ cent sales tax levy approved by County voters in 1988 (Measure C) to provide regional and local transportation and street improvements, a growth management process, and a regional planning process to address quality of life issues. One of the program components of the Measure is its "Return to Local Source" monies wherein cities fully complying with the Measure's Growth Management Program (GMP) Checklist are eligible to receive an annual allocation of monies for local streets and roads maintenance. Disbursement of these monies hinges on a city earning and maintaining a certified Housing Element (either by the California Department of Housing and Community Development [HCD] or via self-certification), and filing a biennial Compliance Checklist. The Contra Costa Transportation Authority (CCTA), cities, and the Contra Costa County were successful in 2004 in obtaining voter approval of Measure J, which extended the authorization of the current sales tax in the County for an additional 25 years beyond Measure C's expiration on March 31, 2009. Measure J is now in effect.

A letter from HCD dated December 11, 2014 stated "*The Department is pleased to find the adopted housing element in full compliance with State housing element law*". With acceptance of our 2014 Compliance Checklist to CCTA for approval, the City is eligible to receive its full Measure J "Return to Local Source" funds for FY 2016-17. This fiscal year the City was informed by CCTA we can expect to receive our pre-committed Measure J "Return to Local Source" FY 2016-17 funds in an amount totaling \$277,995. This revenue, which is typically disbursed after the close of the earned fiscal year in the fall,

has been earmarked in the FY 2016-17 to fund the 2016 Neighborhood Streets Project in the City's Capital Improvement Program (CIP) Budget.

In addition to this funding, on October 7, 2014 the City signed a cooperative agreement with CCTA and its member cities to receive Program 28a grant funding for Sub-regional Transportation Needs. The grant agreement stipulated that funds will be allocated starting in January 2015, and then each November until 2034 using a 50/50 population and road miles split formula. In FY 20-16-17 the City is set to receive an additional \$30,327 per the co-operative agreement.

During FY 2015-16, \$131,487 in local source funds were returned to the Measure J fund from the Capital Improvement Program (CIP) fund. These funds were being held in the East Marsh Creek Road Upgrade (CIP 10414) capital project account to address initial design costs pursuant to the adopted FY 2011-12 CIP Budget and City Council action approving the completion of the Old Marsh Creek Road Overlay Project (CIP 10416). Initial planning and design costs associated with CIP 10414 totaling approximately \$27,403 to-date were reimbursed by CCTA during FY 2015-16. Pursuant to recommendation by the City Engineer to the City Council on December 1, 2015, CIP 10414 was deemed infeasible and deleted from the CIP budget and the \$1.2 million in associated CCTA grant funding was re-directed to the 2016 Arterial Rehabilitation Project (CIP 10437). This project is expected to be completed during FY 2016-17 and the \$1.2 million in projects costs and CCTA grant funding has been incorporated into next year's budget.

It is projected that the Measure J fund will open FY 2016-17 with a positive reserve balance of \$511,994, composed of both "Local Source" and "Co-operative agreement" funds. This reserve, in addition to FY 2016-17 Local Source and Co-operative projected revenues totaling \$308,322 is being recommended for appropriation for the 2016 Neighborhood Streets Project (CIP 10432). Consistent with the prior year plan in order to use existing Measure J fund reserves for eligible City streets projects, the proposed budget plans to draw down all available reserves and end FY 2016-17 with a zero fund balance.

I. Restricted Grants Fund - No. 230

This account is the repository for State and other subvention grants restricted for the authorized purpose. Given today's nature of state and federal government fiscal health, limited activities and grant monies wind their way to our City.

1. SLESF / COPS Grant Program

The "Supplemental Law Enforcement Services Funds" (SLESF) or "Citizen's Option for Public Safety" (COPS) grant is funded by a portion of the formerly-local Vehicle License Fees (VLF) and is passed through from the State to Contra Costa County, and then to the City of Clayton. This revenue is passed through

from the County to the City on a monthly basis in varying increments that reflect sales tax allocation fluctuations from the state. SLESF/COPS funds are allocated among cities and counties and special districts that provide law enforcement services in proportion to population, except that a) county populations are the populations in unincorporated areas, and b) each agency is to be allocated a minimum of \$100,000. The City of Clayton receives the minimum funding annually. Pursuant to state legislation the use of these funds is restricted to "front-line law enforcement purposes." Although previously required, following a letter from the State Controller's Office dated August 17, 2012, annual reporting on the use of these funds is no longer necessary.

The FY 2016-17 budget projects the City will receive the minimum \$100,000 in funding to continue underwriting costs associated with the City's 11th sworn police officer working patrol in the community as well as to cover costs associated with maintaining the state-mandated secure line for the Police Department.

2. Other Grant Funds

Augmenting the COPS grant monies, this Fund expects receipt of \$15,100 in annual revenue from our cable communications franchise company (Comcast) for restricted use in Public, Education & Government (PEG) broadcast services and equipment. The City also anticipates being eligible for and receiving \$5,000 in FY 2015-16 CalRecycle grant monies (always received in arrears), \$1,000 in Safety and Loss Control MPA funds, and \$2,000 in Avoid the 25 grant funds from the County to reimburse police labor costs associated with that program. On the expense side of the ledger, \$15,000 is needed for the City's portion of the jointly-shared PEG broadcast channel on which our City broadcasts taped meetings of the Clayton City Council and displays other public/community information (Comcast Channel 26). The FY 2016-17 proposed budget also incorporates the full utilization of the Comcast Technology grant balance for much needed technology improvements including the boost of internet speed and implementation of a cloud-based business license renewal and payment solution.

The Restricted Grants Fund is projected to close FY 2015-16 with a fund balance of **\$179,714**. This projected fund balance is primarily composed of the following grants: (1) Comcast PEG grant (\$151,490), (2) SLESF/COPS grant (\$17,690), and (3) California Department of Beverage Control (DBC) FY 2015-16 Recycling grant (\$5,000).

J. Development Impact Fees Fund - No. 304

This restricted-use special revenue fund holds the impact fees the City has collected from new developments within the community. Revenues are private development driven and restricted for use on the purpose of the impact fee. Although it is unknown

exactly when any proposed development comes "on-line" thereby triggering the payment of these impact fees, staff does not wish to budget for new development to occur and not be realized.

No additional development impact fees are projected to be received by the close of FY 2015-16, as the majority of City development subject to such fees occurred prior to the fiscal year or is planned (if coming to fruition) in future years. The sole revenue source in FY 2015-16 is from interest earnings projected to total \$8,000, which is distributed based on the proportional quarterly fund balance of each impact fee account.

During FY 2015-16, it is estimated police impact fees totaling \$30,000 will be utilized by the Police Department leaving a balance of approximately \$30,000. In the FY 2016-17 the remaining balance of Police Impact Fees is budgeted to address police department operational staffing needs. An additional \$45,000 in proposed appropriations are planned to fully utilize the balance of Childcare Impact Fees for eligible local childcare grants overseen by the Community Development Department.

New community development may result in the collection of additional fees, and trigger the necessity to plan new projects to mitigate the increased City costs associated with development expansion. That being said, it is reasonably possible that amendments may be required during FY 2016-17 to appropriately reflect new projects to address the demands of more development. The FY 2016-17 projects a decrease in fund balance of **\$67,180** reflecting the utilization of developer fee reserves for eligible purposes yet still results in an ending projected fund balance of **\$507,854**.

PROPRIETARY FUNDS

A further expansion to the General Fund operations of the City, the City Council has created certain funds that meet the requirements of "proprietary funds." There are two types of proprietary funds: internal service and enterprise funds. Internal service funds are used to report activities providing goods or services to other funds or departments on a cost-reimbursement basis. The City maintains two (2) internal service funds to account for the City-wide shared costs associated with self-insurance and capital equipment replacement activities. Enterprise funds are used to report any activity for which a fee is charged to external users for goods or services. The City maintains one (1) enterprise fund to account for the Endeavor Hall facility rental activities. The following section provides a discussion of the fiscal status of each of these proprietary funds.

A. Self-Insurance Internal Service Fund - No. 501

This internal-service fund manages the fiscal obligations of the City's self-insured program for our retention deductible (\$5,000 per claim) on initial claims filed against the City for general liability and workers' compensation as well as deductibles for

property, auto, and other insured losses incurred by the City. Pursuant to our membership in the Municipal Pooling Authority of northern California ("MPA"; a municipal self-insured/pooled risk excess coverage joint powers authority [JPA]), our City is responsible for payment of the first \$5,000 in expense and/or damage on each filed claim. This Fund also handles other periodic legal expenses to defend the City's interest in related cases. A traditional expense incurred by this fund is the annual premium (approximately \$1,250) to cover an Employee Assistance Program (EAP), a shared public entity consortium for employee good-health counseling and wellness services benefiting our permanent organization.

Since there is no recurring or systematic replenishing source of revenue, the City Council will periodically authorize one-time transfers of General Fund surplus funds to replenish the internal service fund's reserve balance. The most recent source of such funding was made in FY 2013-14, where the City Council authorized a transfer of \$54,154 from General Fund surplus supported by the audited FY 2011-12 financial statements (published during FY 2013-14). This transfer assisted in replenishing losses arising from legal expenses on the Oakhurst Hillside litigation cases beginning in FY 2008-09. With total proposed FY 2016-17 expenditures of \$12,250, this fund is projected to utilize **\$11,650** in reserves and end with positive net position of **\$38,058**. The option to make "replenishment" transfers the Self-Insurance fund can be re-considered annually once General Fund operational results become available after the close of the fiscal year.

B. Capital Equipment Replacement Internal Service Fund (CERF) – No. 502

This fund serves to track depreciation and finance the replacement of City vehicles, computers and other capital equipment. The CERF is projected to open FY 2016-17 with a positive reserve balance of \$508,091. Of this projected opening balance, only \$129,881 pertains to available cash reserves, with the remainder pertaining to equity resulting from the fund's non-liquid net investment in capital assets. In robust fiscal years, a General Fund annual expense (posted revenue) to CERF of approximately \$95,000 was levied internally to this sinking fund in the form of "CERF Charges" to various General Fund departments (e.g. Police; Public Works, Admin/Finance/Legal, etc.). Based on the current annual depreciation expense presented in the FY 2014-15 audited City financial statements the annual depreciation expense of capital equipment was \$112,061.

Despite the CERF's funding needs, over the last several budgets (including this one) the General Fund largely suspended its replenishment of this sinking fund contribution due to declining revenues (the economy) and rising uncontrolled fixed costs. In FY 2014-15, based on favorable projected General Fund operating results, additional CERF charges of \$40,000 were charged to the General Fund pursuant to the adopted budget. Although this was substantially higher than the average contribution of the General fund over the past 8 years, it still fell far short of the annual depreciation match

requirement of nearly \$120,000. During FY 2015-16, due to budgetary constraints, no CERF Charges were recovered from the General Fund, with the entire \$26,100 balance of CERF Charges coming from other special revenue funds that utilize City-owned vehicles for operations. As the FY 2015-16 General Fund budget did not have the flexibility for CERF funding, a non-recurring transfer (\$105,000) from the CIP Fund in accumulated undesignated interest earnings was incorporated into the adopted budget.

Prior to the enactment of Measure B (LMD) by the voters in June 2007, the General Fund of the City was the sole contributor to this vehicle and equipment depreciation schedule. Since the Landscape Maintenance District (LMD) now consumes approximately 52% of Public Works' personnel time, voter-approved Measure B included a CERF expense in the public ballot measure to proportionately assist in the replacement of capital equipment and trucks used in the LMD. The FY 2016-17 CERF budget incorporates CERF charges of \$14,500 from the LMD, \$2,100 from The Grove Park fund, \$1,900 from the Gas Tax fund, and \$2,900 from the Stormwater fund. In addition, the FY 2016-17 proposed CERF budget incorporates a \$25,000 CERF Charge to the Police Department (General Fund), although this is only a fraction (34%) of the depreciation on police vehicles/equipment incurred in FY 2014-15 alone.

On an annual basis the police and maintenance departments communicate their capital equipment replacement needs to the City Manager. Based on an analysis of funds available as well as the most up-to-date CERF depreciation schedule the feasibility of asset replacement is addressed. The proposed FY 2016-17 CERF budget includes plans to purchase a new SUV patrol vehicle at an estimated cost of \$45,000 to replace the fully depreciated vehicle currently in use.

At the conclusion of FY 2016-17, after the purchase of asset replacements and CERF charges to the various funds and departments, it is projected the CERF will have a positive fund balance of \$445,491, of which \$132,281 pertains to cash reserves.

C. Endeavor Hall Enterprise Fund - No. 702

This separate fund was established in the FY 2002-03 adopted budget to track specific revenues and expenses of the million dollar historic Endeavor Hall renovation project. More residents and local organizations continue to discover the advantages of Endeavor Hall for events, meetings, and special occasions, and the budding Clayton Theatre Company recently used the Hall for its fourth year of several fundraising theatrical productions. Facility-use rental fees for FY 2015-16 are projected to land at approximately \$22,300, exceeding the adopted budget by nearly \$2,000.

Unfortunately, this positive news is offset by the fact that operational expenditures (excluding depreciation of the facility and improvements) are projected to exceed operational revenues by approximately \$10,532 by the close of FY 2015-16. Based upon the Endeavor Hall's historical rental performance, we expect the operational shortfall

(excluding depreciation expense) to be approximately **\$12,230** in FY 2016-17. As the average renter of Endeavor Hall generated approximately \$850 in rental income in FY 2015-16, all that is necessary for this Fund to break even in operation (excluding the impacts of depreciation expense) next year is an average of 1.20 more rentals per month.

For FY 2016-17, minimal City maintenance labor (\$20,000) is projected for upkeep of the facility, and planted with annual color plants sufficient to keep it desirable for the rental community. Naturally, when vandalism occurs to the Hall extra expenses are incurred to make the necessary repairs. Total proposed (non-labor) operational and maintenance expenses in FY 2016-17 are budgeted at \$16,480. Depreciation expense in this fund is projected to remain consistent at \$37,000 in FY 2016-17.

During FY 2015-16 action was taken by the City Council to assign \$25,863 in General Fund FY 2014-15 surplus reserves for much needed facility repairs and replacements at Endeavor Hall. Specific activities funded by this action included: repainting of the exterior and interior walls, refinishing the oak wood flooring, and resealing the concrete walkway. These urgent improvements to the facility are a prime example of the periodic financial support needed from the General Fund for capital improvements/replacements as Endeavor Hall operations are not yet self-sustaining. As past rental experiences generate positive word of mouth promotion and expand the customer base, staff is hopeful Endeavor Hall operations will eventually become self-sustaining.

FIDUCIARY FUNDS

Tracked by the City and included herein for reference, Fiduciary Funds of the City are not typically considered part of one's "budget" since the City essentially serves as the fiscal conduit (fiscal agent) to collect the previously-approved assessments and then pay the incurred obligations. No underlying debt obligation of the City is assumed in administering the fiscal transactions of these funds. With secured sources of income, these Funds are not held hostage to the volatility of general governmental purpose revenues or state government shenanigans. Fiduciary Funds often operate with negative cash flow balances and therefore can have interest charges applied for temporary reliance on the use of pooled reserves to underwrite their annual operations.

A. High Street Bridge Benefit Assessment District- Fund No. 217

This assessment is levied against specified private property parcel owners in the High Street area to maintain the bridge constructed on behalf of the owners to serve their private real properties. The High Street Bridge project is repaid over thirty (30) years, with debt finally being retired in 2029. This fund incurs minimal annual expenses for its share of the county's property tax administration fees and includes property tax revenues levied on public property contained within that special assessment district. The fund will continue to assess annual levies against covered parcels within the district

until the underlying long-term obligation is fulfilled. After incorporating any pre-payments by district members, the outstanding liability (principal and interest) of the district will be approximately \$18,821 as of June 30, 2016. In FY 2016-17 the assessed levy is projected to be \$1,754 to cover debt service and contribute to the annual bridge maintenance reserve. This fund is projected to close FY 2016-17 with a positive reserve balance of \$5,624 for future bridge maintenance of the district.

B. Oak Street Bridge Benefit Assessment District - Fund No. 218

This benefit assessment district is levied against specified private property parcel owners in the Oak Street area to maintain the bridge constructed on behalf of the owners to serve their private real properties. The Oak Street Bridge project is repaid over twenty (20) years with its debt ultimately retired in 2019. This fund incurs minimal annual expenses for its share of the County's property tax administration fees and includes property tax revenues levied on public property contained within that special assessment district. The fund will continue to assess annual levies against covered parcels within the district until the underlying long-term obligation is fulfilled. After incorporating any pre-payments by district members, the outstanding liability (principal and interest) of the district will be approximately \$11,940 as of June 30, 2016. In FY 2016-17 the assessed levy is projected to be \$6,150 to cover debt service, county property tax administrative costs, City administrative costs and to contribute to the annual bridge maintenance reserve. This fund is projected to close FY 2016-17 with a positive reserve balance of \$26,700 for future bridge maintenance of the district.

C. Lydia Lane Sewer Benefit Assessment District - Fund No. 222

Established and funded solely by private property parcel owners along south Lydia Lane, this infrastructure improvement project included a municipal sewer main line, lateral connections to the homes plus an associated street overlay. The project was funded by the private property parcel owners since they "opted out" of inclusion in the original Project Area since dissolved Redevelopment Agency (RDA). As a result of opting out of inclusion, they were ineligible to receive RDA funds to address public health and safety blight through the installation of a municipal sewer line to eliminate their private septic tank systems. The project was completed in 2003 with bonds issued by the City for repayment by the district over a thirty (30) year life maturing in 2032. Parcel assessments are projected to produce \$17,800 in FY 2016-17. Debt service payments for FY 2016-17 total \$15,400 or 83% of the district's annual expenses. The principal balance of the bonds will be \$168,325 as of June 30, 2016. This fund is projected to close FY 2016-17 with a positive reserve balance of \$78,900 for future sewer maintenance of the district.

D. Oak Street Sewer Benefit Assessment District - Fund No. 223

This neighborhood sewer project was completed in 2004. The former Clayton Redevelopment Agency paid for a portion of the project (50%) under its mission to

eliminate public health and safety concerns, and the adjacent real property owners agreed to annual parcel assessments for the balance of the capital expense. The principal balance of the district debt is will be \$101,000 as of June 30, 2016, which will be paid off in FY 2027-28. Annual parcel assessments are projected to produce \$11,528 in district revenue in FY 2016-17. Debt service payments for FY 2016-17 total \$10,028 or 85% of the district's budgeted expenses. The fund is projected close FY 2016-17 with a positive reserve balance of \$4,563 for future sewer maintenance of the district.

E. Diablo Estates Benefit Assessment District - Fund No. 231

This is the fourth fiscal year for the establishment and inclusion of a new fund to manage the assessment district for the relatively newly-inhabited Diablo Estates at Clayton subdivision on the former Seminary Hill off Regency Drive. This 25 lot residential subdivision levies itself through the City for monies to oversee the private infrastructures, landscape and open grassy areas in the subdivision. The fund functions essentially as a depository account from which the City contracts with and pays for a property management company to actually perform and execute the subdivision maintenance and infrastructure repairs.

In FY 2016-17 the assessment revenue is projected to be approximately \$79,892. The primary FY 2016-17 expense of the district pertains to costs associated with the property management firm contract (\$52,900). The fund is projected to close FY 2016-17 with a positive reserve balance of approximately **\$96,787** primarily retained for future infrastructure replacements of the district.

F. Clayton Financing Authority - Fund No. 405

On December 4, 1990, the City Council of Clayton, California adopted Resolution No. 120-90, which created the Clayton Financing Authority (CFA) through a joint exercise of powers agreement. Consistent with most local financing authorities, the joint powers agreement established the City Council as the Board of Directors of the CFA. The CFA was initially established to allow redevelopment tax allocation bonds to be sold at a more favorable negotiation basis versus a public basis. The CFA is registered with the State of California Controller's Office and is subject to the laws pertaining to special districts. As a legal, separate public entity, the Authority is required to file an Annual Report with the State of California [ref. Section 26909, *CA Government Code*].

Arising from matters associated with the Oakhurst Development Project, the CFA held title to a 1-acre parcel located at the southwest corner of the Clayton Road-Oakhurst Drive-Center Street intersection. In October 2006, the CFA sold the real property for \$800,815 to a commercial developer (Endashian, Inc.), which ultimately led to the construction and opening of the former Longs Drug Store at this location (now CVS/Pharmacy). A small portion of these monies was used in the 2008 park renovations at Clayton Community Park (tot lot and picnic facility improvements). In addition, during FY 2012-13, the CFA Board of Directors authorized the use of a portion

of these discretionary funds to help finance the City's 2013 Neighborhood Street Project (CIP 10417). No expenditures were appropriated in the FY 2015-16 budget nor have been planned in the proposed FY 2016-17 budget.

The projected opening fund balance of \$709,388 is expected to be increased during FY 2016-17 by approximately \$8,000 resulting in an ending fund balance of \$717,388 as of June 30 2017 (89.5% of original principal).

G. "Middle School" Community Facilities District No. 1990-1 - Fund No. 420

As its name implies, this fund manages the annual collection of the real property special parcel tax that helped finance the construction of the Diablo View Middle School, a 2007 and 2013 recognized CA Distinguished School. During FY 2007-08 the outstanding district debt was refunded to obtain a lower interest rate on the remaining principal (see Fund No. 422). This was a City-initiated transaction which resulted in lower annual payments for the assessed real property owners of this district (Oakhurst Development properties). The remainder of district budgeted expenses pays for required debt administration costs.

Professional bond trustee administration fees are incurred to manage the retirement of the district's debt. In FY 2016-17 debt service payments on the 1997 local obligations total approximately \$396,347 after the application of a debt service credit from the CFA estimated to be \$86,000 after applying savings arising from the bond refunding. Without the application of the debt service levy credit, total regular scheduled debt service on the 1997 local obligations would be \$482,347 in FY 2016-17.

Consistent with past years, in FY 2016-17 the projected special parcel tax revenue of approximately \$401,802 is less than expenditures as it incorporates a levy reduction credit of approximately \$116,000 (\$86,000 CFA debt service credit and \$30,000 district reserves use). This levy reduction has been implemented annually to gradually apply savings resulting from the bond refunding. When compared to the prior year district special tax levy, FY 2016-17 reflects a levy reduction of \$4,000 to be shared amongst the district tax payers. The district is projected to close FY 2016-17 with a positive reserve balance of **\$364,415**.

H. CFA 2007 Refunding Bonds Agency Fund - Fund No. 422

In 1997 the Clayton Financing Authority (CFA) issued \$7.16 million in Special Tax Bonds to finance in part the construction of the Diablo View Middle School (see Fund No. 420). Approximately \$5.285 million remained outstanding on the debt carrying a final maturity date of 2022. In May 2007 the CFA's Board of Directors (City Council) determined it was financially advantageous to the Oakhurst Development real property owners for the CFA to refinance the outstanding debt to achieve savings in annual debt payments. Upon its issuance the refunding action captured a savings of \$600,000 to the Middle School Community Facilities District 1990-1 (CFD 1990-1) saving individual property taxpayers approximately \$20 - \$51 per year. Bond interest rates fell from the

range of 5.25% - 5.90% down to 3.5% - 4.2%. As the CFA is the owner of the 1997 local obligations (debt of Fund No. 420), the 2007 Refunding Bonds are ultimately secured by the annual special parcel tax levy from CFD 1990-1 and the corresponding annual payment on the 1997 local obligations.

Debt service payments on the 2007 refunding bonds total \$417,119 in FY 2016-17. Payments received pertaining to the 1997 local obligations from CFD 1990-1 will be sufficient to meet the required 2007 refunding bonds debt service. Consistent with the prior year, the fund is projected to utilize reserves in order to apply a debt service credit to the FY 2016-17 CFD 1990-1 special parcel tax levy (See Fund No. 420). A systematic and gradual utilization of reserves (bond refunding savings) is planned through the maturity of the 2007 refunding bonds. The fund is projected to close FY 2016-17 with a positive reserve balance of \$599,535.

I. Successor Agency - Fund No. 615

On June 28, 2011 the California State Legislature adopted two pieces of legislation - AB 1X 26 and AB 1X 27 (the Bill) - which eliminated redevelopment agencies (RDAs) and provided cities with the opportunity to preserve their redevelopment agency if they agreed to make certain payments to the County Auditor-Controller. On behalf of cities and redevelopment agencies throughout the State, the League of California Cities and California Redevelopment Association requested a stay on the implementation of both pieces of legislation and filed a lawsuit with the California Supreme Court challenging both pieces of legislation. The stay was rejected and on December 29, 2011, the Supreme Court validated AB 1X 26 and overturned AB 1X 27. Further, the Supreme Court indicated that all RDAs in the State of California were to be dissolved and cease operations as a legal entity as of February 1, 2012.

On January 11, 2012, the City Council elected to become the Successor Agency to the former RDA in accordance with AB IX 26 as part of City Resolution 03-2012. As a result of the restrictions placed on the assets and liabilities of the former RDA, the balances were transferred to a private purpose trust fund (Fund No. 615) on February 1, 2012.

Under the new law, Successor Agencies in the State of California cannot enter into new projects, obligations, or commitments. Subject to the control of a newly established oversight board, remaining assets can only be used to pay enforceable obligations in existence at the date of dissolution. Since FY 2011-12, Successor Agencies are only allocated revenue in the amount that is necessary to pay the estimated annual installment payments on enforceable obligations of the former redevelopment agency until all enforceable obligations of the prior RDA have been paid in full and all assets have been liquidated.

On an annual basis, in accordance with dissolution law, the Successor Agency prepares a Recognized Obligation Payment Schedule (ROPS) outlining all of the funding

requirements for upcoming fiscal year. The ROPS must be approved by the Oversight Board to the Successor Agency via resolution and be submitted to the California Department of Finance (DOF) for approval. After a thorough review by the DOF and their subsequent approval, funding for the obligations on the ROPS is received from the County Auditor Controllers office each January and June.

For FY 2016-17, the Successor Agency anticipates total expenditures of \$1,115,996, of which 36% pertains to annual debt service on the 2014 Refunding Tax Allocation Bonds (TABs). In the DOF's determination letter approving the 2016-17 ROPS, the \$475,000 balance of the Clayton Fire Station Note was finally approved for repayment to the City of Clayton (General Fund). It is expected this repayment will occur sometime in July 2016, after the first ROPS payment is received in June 2016. Through the ROPS process described above, it is projected that the Successor Agency will receive revenues totaling \$106,915 in FY 2016-17. This is insufficient to cover operational expenditures of the Successor Agency because the DOF has directed that all interest and fiscal agent fees pertaining to the 2014 Refunding TABs be paid for using existing bond reserves, until such reserves are extinguished. Furthermore, subsequent to the approval of the All Other Funds Due Diligence Review (AB 1484) during FY 2015-16, the DOF has ordered the Successor Agency to first use any existing cash reserves before receiving additional ROPS funding for enforceable obligations. At the close of FY 2016-17, it is expected the Successor Agency will close with a positive reserve balance of approximately \$225,455. It is expected the DOF's mandated use of these Successor Agency cash reserves will result in the balance being nearly entirely diminished by the close of FY 2018-19.

J. Successor Housing Agency - Fund No. 616

Similar to the Successor Agency as described previously, this fund was created as a result of the dissolution of the City's former redevelopment agency (former RDA) pursuant to AB 1X 26. Through the adoption of Resolution 03-2012 the City Council elected to retain the affordable housing assets of the former RDA in accordance with Section 34176 of the California Health and Safety Code.

All monies in the former RDA's Low and Moderate Income (LMI) Housing Fund were transferred on the dissolution date (February 1, 2012) to the City's Successor Housing Agency Fund (No. 616). In accordance with the law, the Successor Housing Agency is separate and distinct from all other funds and accounts of the City, to hold, administer and spend the monies in the transferred Housing Fund to perform Housing Functions consistent with the Dissolution Act.

On April 24, 2015, the DOF issued their Final Determination Letter approving the Low-Moderate Fund Due Diligence Review Report. This report, performed by an independent accountant in accordance with the law (AB 1484), was also approved via Resolution by the Oversight Board to the Successor Agency and authorized payment to be remitted to the County Auditor-Controller's Office totaling \$3,679,225, representing

the “unencumbered balance” of Low-Moderate RDA funds. In accordance with the order letter from the DOF, this payment was remitted shortly thereafter on May 1, 2015.

Due to the uncertainty involved in the dissolution process in the past several years, housing functions of the Agency have been largely suspended, with the exception of loan transactions initiated by residents of Low-Moderate income housing units within the Successor Housing Agency’s current inventory. As such, for FY 2016-17, this fund is projected to incur expenditures totaling only \$10,000 in relation to special legal services involved in the Stranahan subdivision affordable housing loan administration program. Total revenues for FY 2016-17 are projected to come in at \$94,400, which pertains primarily to the \$86,400 loan repayments from Diamond Terrace, which matures in FY 2030-31. At the close of FY 2016-17, it is projected the Successor Housing Agency will report a positive reserve balance of \$741,878 restricted for future program activities of the City’s low-moderate housing program.

CAPITAL IMPROVEMENT PROGRAM (CIP) BUDGET

With the demise of former RDA monies for capital improvement projects, the City now has limited financial capacity to complete key capital improvement projects. In more recent years, CIP projects have been primarily funded by gas tax, Measure J, as well as local, state and federal grant programs.

FY 2015-16 Capital Improvement Program Projections

The adopted FY 2015-16 CIP budget incorporated appropriations of \$1,696,863 split between four different funded CIP projects. Subsequent to the adoption of the budget, however, new projects can be incorporated into the CIP budget and circumstances can arise requiring the deferral of planned projects into the following fiscal year. The following projects were underway or completed during FY 2015-16 which are projected to have invested **\$977,981** in capital improvements (including design costs) by the close of the fiscal year.

1. **ADA Compliance Program** (CIP No. 10394A)

Each fiscal year the City sets aside \$6,000 of its annual Gas Tax revenues to build up sufficient revenues to perform handicap ramp corner curb cuts on public sidewalks. In addition to installing these ADA ramps where none exist, federal standards over ramp specifications were modified in July 2008 requiring revamping of existing ramps when street or sidewalk projects are installed in the adjacent area. These monies may also be used to repaint and remark existing ADA public parking spaces to current standard. The City’s Gas Tax fund (201) transferred \$6,000 to this project account during FY 2015-16. The projected reserve balance of this project is **\$16,800** as of June 30, 2016.

Projected Capital Related Expenditures in FY 2015-16: **None**

2. Utility Undergrounding Project (CIP No. 10397)

Each year, PG&E is required by the Public Utilities Commission to set aside funds for the undergrounding of overhead utility lines. The money set aside is distributed by PG&E to local agencies on a proportional basis. Since the cost of undergrounding is so high (minimum of \$1,000,000 for 300 feet or so), this project was created to accept and accumulate these funds until enough is available to undertake a project. Typically, PG&E will allocate \$21,000 to the City's Rule 20A project account annually. In addition to the annual allocation, a letter received from PG&E dated May 31, 2015 specified a 5 year advance borrowing of \$104,960 is available. Including the FY 2015-16 annual allocation estimate total estimated reserves available for a utility undergrounding project will be approximately **\$404,640** as of June 30, 2016. No project expenditures were either planned or incurred during FY 2015-16.

Projected Capital Related Expenditures in FY 2015-16: **None**

3. Cardinet Trail Restoration Project (CIP No. 10421)

This project was originally established as part of the FY 2011-12 CIP budget for the construction of creek bank reinforcements and performance of trail restoration work along Cardinet Trail locations to repair damage caused by creek erosion. The CIP budget authorized \$75,000 in funding from the Landscape Maintenance District (210). During FY 2015-16, under recommendation of City Engineer, the City Council passed a resolution declaring a local emergency condition existed arising from the damaged Cardinet Trail authorizing a contract for emergency repair work. Due to the urgency of this project, it is expected this project will be complete by the close of FY 2015-16.

Projected Capital Related Expenditures in FY 2015-16: **\$75,000**

1. El Molino Drive Sanitary Sewer Improvements Project (CIP No. 10422)

This project was originally established as part of the FY 2011-12 CIP budget to construct modifications to existing sanitary sewer mains to prevent potential sewer overflows in areas adjacent to Mt. Diablo Creek. The project would entail pipe enlargement and construction of a bypass line in El Molino Drive. Total estimated project costs of \$317,800 were originally authorized to be funded from a transfer of excess reserves in the Downtown Economic Development project account. An agreement has been reached with the City of Concord for it to pay for this improvement project from its joint sewer enterprise fund wherein property owner parcel assessments in Clayton are deposited. To-date, this project has only entered the engineering planning and design phase, but it is expected construction will commence starting in FY 2016-17.

Projected Capital Related Expenditures in FY 2015-16: **\$2,500**

2. 2015 Neighborhood Street Project (CIP No. 10424)

The scope of this project involved pavement resurfacing and treatment on various streets throughout the City with sub-par pavement condition indexes as rated in the latest pavement survey overseen by the Metropolitan Transportation Commission (MTC). In total, seventeen (17) streets were incorporated into the scope of this project and received pavement rehabilitation. After initial design and planning costs being incurred during FY 2014-15, construction activity took place and was completed during FY 2015-16. Once complete, total project costs of \$825,532 were funded by the sources summarized on the following page:

Gas Tax	\$ 400,171
Gas Tax (ADA - CIP 10394A)	28,000
Measure J (Per capita)	15,094
Measure J (Co-op 28A)	362,058
CCWD	20,160
Interest Earnings	49
Total	<u>\$ 825,532</u>

Projected Capital Related Expenditures in FY 2015-16: \$793,749

3. Collector Street Rehab Project (CIP No. 10425)

The scope of this project includes pavement resurfacing and treatment on various collector streets throughout the City and entered the initial planning and design phase in FY 2014-15. This project is to be funded by federal Local Street and Road Shortfall Fund monies (STP monies) totaling \$385,000 expected to be received in FY 2016-17. This federal grant requires a local match of 11.5%, for which Gas Tax monies were appropriated totaling \$45,000. The STP federal grant monies can only be used on a collector or arterial street (rather than on a residential local street). Preliminary internal plans envision Keller Ridge Drive since work on the previously contemplated street, Regency Drive, was completed in FY 2012-13. By the close of FY 2015-16, it is estimated project costs to-date will be \$40,000. Construction is projected to be underway in FY 2016-17.

Projected Capital Related Expenditures in FY 2015-16: \$25,000

4. 2016 Arterial Street Rehab Project (CIP No. 10437)

This CIP project was established during FY 2015-16, subsequent to the adoption of the budget. The scope of this project is to take advantage of Measure J grant program that could provide up to \$1.2 million in transportation network improvements to the City. Given the continuously growing volume of commuter traffic the City has experienced on its arterial

streets, an investment in the community on street widening, bike lanes, shoulders and pedestrian paths could be immensely beneficial for the City. In addition, given the length of time it would take to accumulate \$1.2 million in reserves from other ordinary revenue sources (i.e. Gas Tax and per-capital Measure J), this grant funding would allow the City to commence work on needed transportation infrastructure improvements much sooner. To-date, this project has only entered the engineering planning and design phase, but it is expected construction will commence in FY 2016-17.

Projected Capital Related Expenditures in FY 2015-16: \$40,000

5. LED Retrofit Project (CIP No. 10438)

This CIP project was established during FY 2015-16, subsequent to the adoption of the budget. The scope of the project involved retrofitting of certain existing City-owned cobra head arterial streetlights to LED fixtures under PG&E's Turnkey Replacement Program. The City Council authorized a contract with PG&E for this project in July 2015, specifying the retrofitting of 95 remaining City cobra-head street lights. Benefits realized by the City from project include: reduced energy costs, lowered maintenance costs, improved lighting quality, reduced light trespass, enhanced controllability, and reduced emissions. Project costs were funded by unassigned CIP interest earnings in accordance with City Council direction. This project was both approved by the City Council and completed during FY 2015-16.

Projected Capital Related Expenditures in FY 2015-16: \$41,732

FY 2016-17 Capital Improvement Program Proposed Budget

Due to several projects summarized previously only entering the planning stages during FY 2015-16, any planned expenditures for these projects not incurred by year end are being rolled forward and re-appropriated into the FY 2016-17 CIP budget. Including these rolled-forward appropriations, the following projects are expected to be underway resulting in total projected expenditures of \$2,919,565 in FY 2016-17.

1. ADA Compliance Program (CIP No. 10394A)

As noted previously, each fiscal year the City sets aside \$6,000 of its annual gas tax revenues to build up sufficient revenues to perform handicap ramp corner curb cuts on public sidewalks. In addition to installing these ADA ramps where none exist, federal standards over ramp specifications were modified in July 2008 requiring revamping of existing ramps when street or sidewalk projects are installed in the adjacent area. These monies may also be used to repaint and remark existing ADA public parking spaces to current standard. No project expenditures are planned yet for FY 2016-17 as the City intends to build upon reserves in this project account for greater projected

future project costs. At the close of FY 2016-17, including the annual \$6,000 contribution from the Gas Tax fund, it is projected this project account will have a balance of approximately \$22,800 as of June 30, 2017.

Projected Capital Related Expenditures in FY 2016-17: **None**

2. Utility Undergrounding (CIP No. 10397)

Each year, PG&E is required by the Public Utilities Commission to set aside funds for the undergrounding of overhead utility lines. The money set aside is distributed by PG&E to local agencies on a proportional basis. Since the cost of undergrounding is so high (minimum of \$1,000,000 for 300 feet or so), this project was created to accept and accumulate these funds until enough is available to undertake a project. Typically, PG&E will allocate \$21,000 to the City's Rule 20A project account annually. In addition to the annual allocation, a letter received from PG&E dated May 31, 2015 specified a 5 year advance borrowing of \$104,960 is available. Including the FY 2015-16 annual allocation estimate total estimated reserves available for a utility undergrounding project will be approximately \$404,640 as of June 30, 2016. No project expenditures were neither planned nor incurred during FY 2015-16.

Projected Capital Related Expenditures in FY 2016-17: **None**

3. El Molino Drive Sanitary Sewer Improvements Project (CIP No. 10422)

This project was originally established as part of the FY 2011-12 CIP budget to construct modifications to existing sanitary sewer mains to prevent potential sewer overflows in areas adjacent to Mt. Diablo Creek. The project would entail pipe enlargement and construction of a bypass line in El Molino Drive. Total estimated project costs of \$317,800 were originally authorized to be funded from a transfer of excess reserves in the Downtown Economic Development project account. An agreement has been reached with the City of Concord for it to pay for this improvement project from its joint sewer enterprise fund wherein property owner parcel assessments in Clayton are deposited. Work on the bypass portion is expected to commence and be complete by the end of the fiscal year.

Projected Capital Related Expenditures in FY 2016-17: **\$315,300**

4. Collector Street Rehab Project (CIP No. 10425)

As noted previously, the scope of this project includes pavement resurfacing and treatment on various collector streets throughout the City and entered the initial planning and design phase in FY 2014-15. This project is to be funded by federal Local Street and Road Shortfall Fund monies (STP monies) totaling \$385,000 expected to be received in FY 2016-17. This federal grant requires a local match of 11.5%, for which Gas Tax monies totaling \$45,000 were previously appropriated. The STP federal grant monies can only be used on a collector or arterial street (rather than on a residential local street). Preliminary internal plans envision Keller Ridge Drive since work on the previously contemplated street, Regency Drive, was completed in FY 2012-13. It is projected an additional \$30,000 in gas tax funds will be necessary during FY 2016-17 to complete the rigorous design and bid requirements of the federal grant application process. This project is expected to be completed during FY 2016-17. As such the FY 2016-17 proposed budget includes **\$420,000** in appropriations for this project bringing total project costs to an estimated \$460,000.

Projected Capital Related Expenditures in FY 2016-17: **\$420,000**

5. 2016 Neighborhood Street Project (CIP No. 10432)

The FY 2016-17 Proposed Budget includes projections on ending fund balances for both the Gas Tax (201) and Measure J (220) funds as of June 30, 2016, as well as corresponding fund revenue projections for the upcoming fiscal year. Utilizing figures provided by the League of California Cities as well as Contra Costa Transportation Authority, it is projected there will be gas tax and Measure J funds of \$233,029 and \$791,236 respectively, to help finance the 2016 Neighborhood Streets Program. As such, as a placeholder project, the proposed budget includes in appropriations for this project and assumed the project will be completed by the end of the fiscal year.

Projected Capital Related Expenditures in FY 2016-17: **\$1,024,265**

6. 2016 Arterial Street Rehab Project (CIP No. 10437)

As noted previously, the scope of this project is to take advantage of Measure J grant program that could provide up to \$1.2 million in transportation network improvements to the City. Given the continuously growing volume of commuter traffic the City has experienced on its arterial streets, an investment in the community on street widening, bike lanes, shoulders and pedestrian paths could be immensely beneficial for the City. In addition, given the length of time it would take to accumulate \$1.2 million in reserves from other ordinary revenue sources (i.e. Gas Tax and per-capital Measure J), this grant funding would allow the City to commence work on needed

transportation infrastructure improvements much sooner. This project is expected to enter the construction phase and be completed by the end of the fiscal year.

Projected Capital Related Expenditures in FY 2016-17: \$1,160,000

PUBLIC EMPLOYEES RETIREMENT PENSION SYSTEM

A Brief History

Eleven years after its incorporation as a municipality in 1964, the City of Clayton joined the California Public Employees Retirement System (CalPERS) to establish a pension system for its public employees (June 1975). At that time it contracted for a retirement system plan of 2% at age 55 for its sworn law enforcement officers and 2% at age 60 for its general (miscellaneous) employees. Each enrolled plan was the least costly "defined benefit" plan offered by CalPERS. For the next 40 years and continuing today, permanent employees of the City are members of CalPERS for retirement pension purposes. The City organization does not belong to Social Security; therefore, its employees rely on this public pension system as the primary retirement program.

A plan change occurred in 1997 when the City moved its law enforcement employees from the CalPERS 2% at 55 Plan to a 2% at age 50 Plan; miscellaneous employees were kept on the 2% at age 60 Plan. Presumably at that time the City elevated the retirement benefits of its Police Department in order to attract and retain quality sworn personnel in the competitive public sector market. In early 2001 the retirement plans were again modified (through the collective bargaining process) to the existing "Classic" contracts of 3% at age 55 for Public Safety (sworn law enforcement) and 2% at age 55 for the Miscellaneous Unit (civilian). CalPERS also initiated unilateral action to eliminate small-employer public agency members from consideration as independent agencies and "pooled" them together to share some of the pension risk. These new pooled plans (in effect today) are referred to as *Multiple-Employer "Cost-Sharing" Defined Benefit Plans*. Although cost sharing plans are designed to bundle employer pension expenses of several employer plans that provide identical benefits, plans that had super- or under-funded statuses carried forward their positive or negative balances into the new plan in what is referred to as a "Side-Fund". Thus, this CalPERS action caused several of the small employers (including Clayton) to suddenly have a side-fund "unfunded liability" which Clayton has now been reducing overtime within its annual Employer contribution pension rates.

In recent years, coinciding with the abrupt downturn in the national and local economies and the wave of retiring Baby Boomers (born 1946 - 1964), the press and the public have waged a vigorous debate and exposé concerning the amount and scope of unfunded liabilities of governments [taxpayers] for the CalPERS defined benefit

retirement plan. Public policies have been attacked, modified, reformed and threatened over the course of this examination and it continues today in the form of state legislation reform bills, statewide initiatives and disparaging editorial opinions. The state of California enacted its own Public Employee Pension Reform Act (PEPRA) effective January 2013 that created a new defined benefit pension system for newly-enrolled CalPERS-covered employees.

Acting in advance of this Act and most public agencies, the City created a Tier 2 Plan for employees new to the City commencing January 2011 for all new hires of the City. To further mitigate its unfunded liability exposure, the Clayton City Council took action in March 2012 to prohibit all future local elected officials (e.g. city council members) from becoming members of the CalPERS pension plan. In FY 2016-17, two (2) of the five (5) Clayton City Council Members are not members of CalPERS and therefore pay into the Social Security federal program.

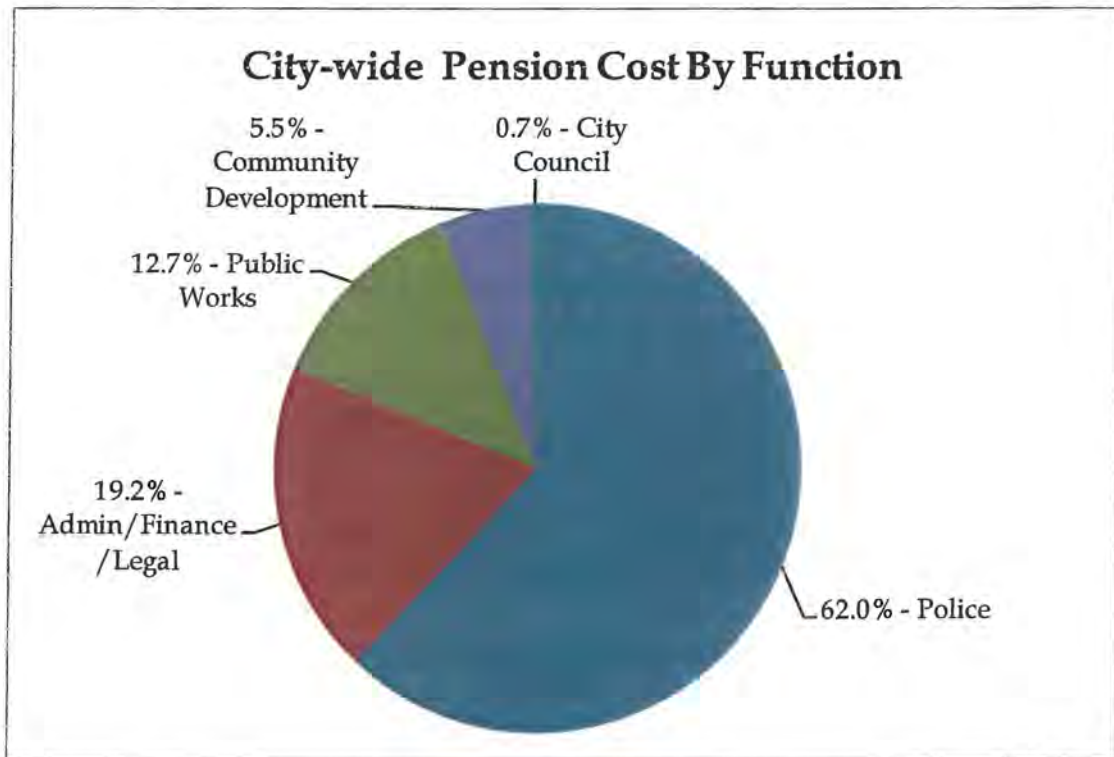
Categories of Pension Plans and Composition

As a consequence of the actions taken as described above, the City of Clayton now has three (3) separate CalPERS pension plans for its employees:

1. Tier 1 "Classic" - This plan covers existing City employees prior to January 2011. No future employee of the City can ever become a Tier 1 Plan enrollee; this pool of existing employees will shrink in number as these employees move to other employment or retire from the City. The benefit formula for Public Safety Tier 1 members is 3% @ 55 and the benefit formula for Miscellaneous Tier 1 members is 2% @ 55. The City makes employee contributions on behalf of Tier I employees, which are classified as *Employer Paid Member Contributions* or "EPMC" by CalPERS. In accordance with labor agreements currently in place, for FY 2016-17 the City-paid EPMC is 3% for Public Safety plan members and 7% for Miscellaneous Plan Members. In FY 2016-17 employer contribution rates (excluding EPMC) for Tier 1 employees will be 16.656% and 8.377% for Safety and Miscellaneous Plan Members, respectively.
2. Tier 2 "Classic" - This Plan covers City employees hired during January 2011 through December 2012, plus any new employee to our City that comes from an employer enrolled in a CalPERS pension system (without a break in service longer than 6 months). The benefit formula for Public Safety Tier 2 members is 2% @ 50 and the benefit formula for Miscellaneous Tier 2 members is 2% @ 60. Employees are responsible for paying 100% of their employee contribution, which is 9% for Public Safety plan members, and 7% for Miscellaneous Plan Members. In FY 2016-17 employer contribution rates for Tier 2 employees will be 14.785% and 7.159% for Safety and Miscellaneous Plan Members, respectively

3. Tier 3 "PEPRA" - This plan (aka the "Brown Plan" named after its originator, Governor Jerry Brown). This Plan automatically covers any new employee to our City not previously a member of CalPERS. The benefit formula for Public Safety Tier 3 members is 2.7% @ 57 and the benefit formula for Miscellaneous Tier 3 members is 2% @ 62. In FY 2015-16 employer contribution rates for Tier 3 employees will be 11.153% and 6.555% for Safety and Miscellaneous Plan Members, respectively

The following chart summarizes the city-wide spread of the City's pension cost projected for FY 2016-17:



The Side Fund

In the spirit of that discussion and to provide proper transparency of the City's fiscal position, the following chart is offered summarizing the historical trend of the City's unfunded side-fund liability. The following trend analysis was prepared using the most current actuarial data supplied to the City by CalPERS in the annual funding actuarial reports:



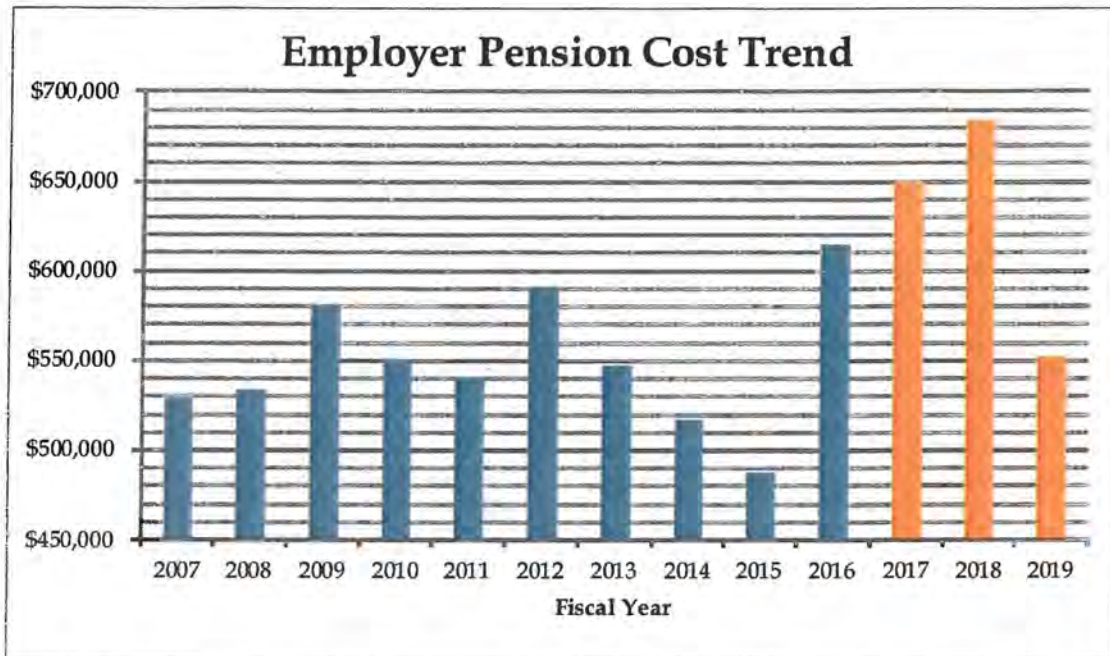
The Side-Fund unfunded liability is the amount the City’s CalPERS actuary annually determines is owed in addition to current payment. As illustrated in the chart, the side-fund has gradually reduced over the past several years. In the aggregate (Safety and Miscellaneous), the liability is being amortized (paid down at approximately \$185,000+ per year as of FY 2015-16) following the new fixed dollar billing policy CalPERS implemented in FY 2015-16 discussed in the following section.

Actuarial projections show that the Side Funds will be eliminated over the next few years. Specifically, per the latest CalPERS actuary report available (June 30, 2014 providing the FY 2016-17 required contributions), the Miscellaneous Side-Fund had a remaining amortization period of 4 years, and the Safety Side Fund had a remaining amortization period of 2 years. As a result of these remaining amortization periods, the actuarial reports project substantial drops in the Miscellaneous and Safety employer pension contributions starting in FY 2020-21 and FY 2018-19 respectively.

Impacts of Statutory Pension Reform - Short and Long-term

As described in the General Fund Expenditures Section previously, since the adoption of PEPRA and due to measures taken by the City in 2011 to create a Tier 2 employee group prior to PEPRA, savings were realized the City (and most similar CalPERS participating agencies) over the past several fiscal years. These savings were realized by the City of Clayton through the gradual attrition of several Tier 1 “Classic” employees with less expensive Tier 2 and Tier 3 (PEPRA) enrolled employees.

However, starting in FY 2015-16, in an attempt to “re-capture” these savings realized by the City and numerous other participating agencies, CalPERS began billing for the unfunded portion of the City’s Tier 1 pension liabilities as a fixed dollar amount as opposed to the “percentage of payroll” method applied in prior years up until FY 2014-15. The following chart summarizes the trends in employer pension cost for the past ten years and projections for the next three year:



Note: This chart incorporates the existing police officers employee agreement effective through FY 2017-18 but status quo on the miscellaneous employee agreement which expires on July 1, 2016.

As the chart demonstrates, arising from the implementation of PEPRA in 2013, substantial savings were realized by the City through FY 2014-15. In FY 2015-16, with CalPERS implementing fixed dollar billings for the unfunded liability, the City experienced a substantial increase in required pension contributions (which was successfully absorbed into a balanced budget). The significant drop in pension cost in FY 2018-19 is attributable to the full amortization of the Safety Tier 1 Side Fund. The total amount of monies in the proposed budget that is projected to be required to pay CalPERS retirement contributions in FY 2016-17 is \$649,836 across all City funds. Of this amount, over **57%** pertains to CalPERS fixed dollar billings for the unfunded liability.

On a positive note, as outlined in the Side-Fund section and as demonstrated by the Employer Pension Cost Trend chart, CalPERS projects the City will begin to realize substantial employer pension cost savings once the Side Fund obligations become fully amortized starting in FY 2018-19. In addition, the City’s implementation of the new

Tier 2 and Tier 3 plans have provided a permanent solution to the problem of continuously escalating employer pension costs faced in prior years.

Summary of Pension Analysis

The purpose of this information is not to diminish or dismiss the seriousness of the unfunded liability retirement debate, and certainly the City's current amount of side fund unfunded pension liability is not insignificant. Acknowledging the importance of curbing the growth of unfunded liabilities steps were taken by the City to mitigate the issue prospectively by reorganizing the retirement groups. As a result of this restructuring and annual payments made by the City towards the unfunded liability, the City's unfunded status has been trending downward, not upward. What is critical to incorporate into the discussion is the acknowledgement that not every city or local government is in the same precarious predicament, and not every city or local government has the "Cadillac" retirement plan that is offered through CalPERS. Caution is suggested so as not to cast all public pension plans, pensioners, cities and public employees into the same cauldron to burn while gnawing on the most egregious examples of compensation spiking and retirement pay.

**GENERAL FUND
REVENUES
2016-17**

CITY OF CLAYTON PROPOSED GENERAL FUND REVENUE BUDGET
PROJECTED REVENUE 2015-16 VS PROPOSED BUDGETED REVENUE 2016-17

Description	Account Number	Prior Year Actual Revenue 2014-15	Budgeted Revenue 2014-15	Projected Revenue 2015-16	Budgeted Revenue 2015-16	Proposed Revenue 2016-17	Change from 2015-16 Projections (%)
Secured Property Taxes:							
Property Taxes - Secured	4101	727,652	690,400	777,500	755,400	793,000	2.0%
VLF Backfill by State	4101	833,903	807,000	889,268	867,200	907,000	2.0%
Sales Tax In-Lieu (Triple Flip)	4101	103,606	99,000	28,238	107,700	56,000	98.3%
True Up VLF & Sales Tax	4101	6,612	-	2,101	6,810	-	-100.0%
RPTIF Distribution	4108	297,142	247,400	303,000	290,000	290,000	-4.3%
RPTIF One-Time DDR Distribution	4108	255,592	-	87,393	-	-	-100.0%
Total Secured Property Taxes		2,224,507	1,843,800	2,087,500	2,027,110	2,046,000	-2.0%
Property Taxes - Unsecured							
Property Taxes - Unsecured	4102	42,057	41,300	39,900	42,300	40,690	2.0%
Property Taxes - Unitary Tax	4103	12,329	12,780	13,650	12,570	13,920	2.0%
Property Taxes - Supplemental	4104	23,382	19,310	23,800	21,400	24,270	2.0%
Property Taxes - Other	4106	10,063	10,710	10,260	11,000	10,460	1.9%
Sales and Use Tax	4301	322,526	296,000	392,000	330,300	464,400	18.5%
Real Property Transfer Tax	4502	75,018	62,420	76,500	71,500	78,000	2.0%
Business Licenses	5101	135,756	116,500	135,200	135,200	136,000	0.6%
CCC Building Permit Remit Fees	5103	48,000	45,250	53,000	48,900	55,000	3.8%
Engineering Service Fees	5106	5,413	5,910	7,700	4,080	7,800	1.3%
Stormwater Permit Fees	5109	3,894	4,200	-	3,880	-	0.0%
Public Safety Allocation	5201	79,758	75,800	81,000	80,500	82,600	2.0%
Abandoned Veh Abate (AVA)	5202	4,738	4,630	4,800	4,590	4,800	0.0%
Motor Vehicle In Lieu	5203	4,590	4,700	4,554	4,680	4,600	1.0%
Other In Lieu	5205	151,816	151,816	154,852	154,852	157,950	2.0%
Post Reimbursements	5214	836	2,680	1,006	500	1,000	-0.6%
State Mandated Cost Reimbursement	5217	23,229	-	164,673	-	-	-100.0%
Planning Service Fees	5301	7,360	6,760	12,000	6,660	12,200	1.7%
Police Services	5302	13,026	11,430	15,000	13,260	15,300	2.0%
City Hall Rental Fees	5303	780	-	150	-	200	33.3%
Planning Service Charges	5304	9,323	25,000	20,000	20,000	20,000	0.0%
Well Water Usage Charge	5306	38,465	41,000	27,400	37,500	27,940	2.0%
Misc. City Services	5319	3,628	495	5,000	495	500	-90.0%
Fiduciary Fund Administration	5322	303,901	53,900	274,465	274,901	252,560	-8.0%
Franchises - Comcast Cable	5401	202,483	201,900	209,000	204,000	211,000	1.0%
Franchises - Garbage Fees	5402	178,459	192,000	177,200	190,900	178,900	1.0%
Franchises - PG&E	5403	108,355	116,200	112,602	108,400	113,000	0.4%
Franchises - Equilon Pipe	5404	12,290	12,300	13,648	13,350	14,010	2.7%
AT&T Mobility Franchise Fees	5405	10	100	100	50	100	0.0%
Fines and Forfeitures	5501	23,800	24,780	26,000	23,660	26,000	0.0%
Interest	5601	41,538	37,600	70,000	38,000	60,000	-14.3%
Park Use Fee	5602	49,224	42,730	43,130	49,900	43,900	1.8%
Meeting Room Fee	5603	4,074	1,830	4,600	3,000	4,300	-6.5%
Unrealized Inv. Gain/Loss	5606	(2,352)	-	(2,352)	-	-	-100.0%
Cattle Grazing Lease Rent	5608	9,418	9,417	9,602	9,602	9,780	1.9%
SBA Communications Lease Rent	5609	33,384	33,540	33,380	34,000	34,040	2.0%
Clayton Community Gymnasium Rent	5613	13,200	-	28,200	28,200	30,000	6.4%
Reimbursements/Refunds	5701	4,986	5,100	5,490	5,100	5,500	0.2%
Other Revenues	5790	11,550	3,600	4,100	4,040	4,900	19.5%
Overhead Cost Recovery	5791	6,038	10,000	1,600	1,500	1,600	0.0%
Transfer from Measure J Fund	6002	4,112	4,112	4,212	4,212	4,330	2.8%
Transfer from Gas Tax Fund	6004	6,874	6,874	7,042	7,042	7,230	2.7%
Transfer from Street Lights Fund	6005	10,568	10,568	10,826	10,826	11,120	2.7%
Transfer from GHAD Fund	6006	6,635	6,635	6,797	6,797	6,980	2.7%
Transfer from Landscape Mtnce. Fund	6007	33,056	33,056	33,863	33,863	34,780	2.7%
Transfer from The Grove Park Fund	6011	6,716	6,716	6,880	6,880	7,070	2.8%
Transfer from Stormwater Asses. Fund	6016	34,112	34,112	34,944	34,944	35,890	2.7%
Transfer from Successor Agency	6025	-	250,000	-	-	-	0.0%
Transfer from Community Gym Fund	6030	88,793	-	-	-	-	0.0%
Total Revenues		4,431,718	3,879,561	4,445,274	4,124,444	4,300,620	-3.3%

**GENERAL FUND
EXPENDITURES
2016-17**

CITY OF CLAYTON GENERAL FUND EXPENDITURE PROPOSED BUDGET
FISCAL YEAR 2016-17

Account Number	Account Name	2014-15 Actual	2015-16 Adopted Budget	2015-16 Projected	2016-17 Proposed Budget
7111	Salaries/Regular	1,640,940	1,680,790	1,666,930	1,740,700
7112	Temporary Help	18,162	24,940	10,310	18,610
7113	Overtime	75,291	77,000	94,300	82,000
7115	Council/Commission Comp	29,790	30,600	29,160	30,600
7116	Part-time Salaries	3,705	4,200	4,000	4,200
7218	LTD Insurance	12,421	15,490	13,550	17,240
7219	Deferred Compensation Retirement	-	-	1,800	2,730
7220	PERS Retirement	427,141	556,623	234,339	231,760
7221	PERS Retirement - Unfunded Liability	-	-	314,801	344,280
7231	Workers Comp Insurance	73,141	78,563	69,951	93,630
7232	Unemployment Insurance	13,162	11,913	11,913	11,760
7233	FICA Taxes	26,671	28,444	28,620	29,250
7241	Auto Allowance/Mileage	19,320	19,420	18,820	19,420
7242	Uniform Allowance	9,138	9,000	9,000	9,000
7246	Benefit Insurance	289,625	313,280	299,370	301,300
7247	OPEB Expense	7,160	10,460	7,680	8,500
7301	Recruitment/Pre-employment	-	-	12,300	6,500
7311	General Supplies	23,028	22,100	33,774	28,600
7312	Office supplies	5,356	8,650	9,950	9,500
7314	Postage	4,070	4,500	4,820	5,000
7321	Printing and Binding	-	-	-	1,000
7323	Books/Periodicals	-	100	100	500
7324	Dues and Subscriptions	18,913	23,085	20,353	23,680
7325	EBRCSA system user fee	8,900	9,000	8,900	9,000
7331	Rentals/Leases	11,399	13,360	11,270	11,500
7332	Telecommunications	21,020	22,620	20,969	27,600
7335	Gas & Electric Serv.	80,495	81,500	81,400	83,800
7338	Water Service	101,712	113,250	74,680	86,900
7341	Buildings & Grounds Mtn	29,328	26,540	36,060	28,100
7342	Machinery/ Equip Maint.	5,222	6,500	2,500	6,500
7343	Vehicle Maintenance	34,540	21,500	17,500	26,500
7344	Vehicle Gas, Oil, and Supplies	44,190	43,840	36,200	41,000
7345	Office Equip. Maint. & Repairs	1,288	1,800	2,200	2,200
7346	HVAC Mtn & Repairs	24,789	25,815	16,815	22,900
7347	Deferred Mtn Projects	989	-	-	-
7351	Insurance Premiums	57,833	74,609	68,892	78,500
7362	City Promotional Activity	4,303	5,000	5,000	5,000
7363	Business Expense	144	100	197	400
7364	Employee Recognition	1,406	2,000	3,181	3,000
7365	Volunteer Appreciation	-	300	-	500
7371	Travel	37	200	150	200
7372	Conference	-	500	500	2,400
7373	Education and Training	7,797	12,700	13,000	15,000
7381	Property Tax Admin Cost	7,774	8,000	8,000	8,000
7382	Election Services	8,016	-	-	15,000
7384	Legal Notices	1,388	2,500	1,000	2,500
7385	Transpac Fees	21,438	-	-	-
7408	Crossing Guard Services	9,215	10,000	9,700	10,000
7411	Prof. Services Retainer	165,840	176,000	178,900	192,000

CITY OF CLAYTON GENERAL FUND EXPENDITURE PROPOSED BUDGET
FISCAL YEAR 2016-17

Account Number	Account Name	2014-15 Actual	2015-16 Adopted Budget	2015-16 Projected	2016-17 Proposed Budget
7412	Engineering Inspection	-	-	700	800
7413	Special Legal Services	19,765	5,000	12,500	11,000
7414	Auditing Services	27,023	27,000	27,200	27,000
7415	Computer Services	8,812	15,260	13,716	17,200
7417	Janitorial Services	53,346	54,010	54,661	56,900
7419	Other Prof. Services	48,593	39,610	31,676	33,310
7420	Merchant Fees	2,159	2,000	2,550	2,600
7423	Extra & Sunday Operating Hours	15,630	20,811	16,600	11,600
7424	Dispatch Services	169,984	241,100	241,080	241,100
7425	Lab Fees	26,535	20,000	34,000	30,000
7426	Jail Booking Fee	-	-	2,256	2,300
7427	Cal ID Services	12,263	12,900	12,215	12,900
7429	Animal Control Services	61,284	67,305	66,772	73,150
7433	Integrated Justice System (ACCJIN-ARIES)	10,335	14,140	11,000	11,600
7440	Tree Trimming Services	-	-	-	7,000
7486	CERF Charges/Depreciation	40,000	-	-	25,000
Total Operational Expenditures		3,841,826	4,095,928	4,019,781	4,261,720
Total Revenues		4,431,718	4,124,444	4,445,274	4,300,620
Operational Surplus		589,892	28,516	425,493	38,900
Extraordinary Items:					
RDA Dissolution Loss (AB 1484)		(200,000)	-	(230,786)	-
Net Increase in Fund Balance after Extraordinary Items		389,892	28,516	194,707	38,900

City Council
Department 01

Department Description

The five member City Council is the elected policy-making body for the City of Clayton. Members of the City Council are elected to four year overlapping terms at General Municipal elections held in November of even numbered years. The City Council receives a monthly stipend of \$390 for their services. The Mayor and Vice Mayor are selected annually by the Council from amongst its membership in December each year.

Services funded:

- Hold regular, twice monthly City Council meetings on Tuesday evenings, and special meetings on an as-needed basis; includes closed sessions as permitted by law.
- Set policy goals and objectives for all City service functions.
- Members serve on various ad-hoc subcommittees and inter-governmental boards to represent the community on critical local and regional issues.
- Appoint citizens to City boards and commissions, and advisory committees.
- Coordinate, attend and participate in community events such as the 4th of July Parade and the Concerts in The Grove park.
- Video City Council meetings for playback on the City Cable Channel 24 for public viewing.
- General Municipal Election costs and expenses every even-numbered year through contract with the County Elections Office.
- Hires the City Manager and the City Attorney, and appoints the City Treasurer

City of Clayton
 Budget Legislative Dept 01
 Proposed Budget 2016-17

Account Number	Account Name	2014-15 Actual	2015-16 Adopted Budget	2015-16 Projected	2016-17 Proposed Budget
7115	Council/ Commission Comp	23,430	23,400	23,400	23,400
7220	PERS Retirement	3,449	1,483	1,780	1,830
7221	PERS Retirement - Unfunded Liability	-	2,480	2,480	2,610
7231	Workers Comp Insurance	1,021	1,056	929	1,220
7232	Unemployment Insurance	1,572	1,451	1,451	1,460
7233	FICA Taxes	761	920	860	920
7321	Printing and Binding	-	-	-	500
7324	Dues and Subscriptions	11,742	12,360	11,973	12,600
7362	City Promotional Activity	4,303	5,000	5,000	5,000
7363	Business Meeting Expense	144	100	97	200
7372	Conferences/Meetings	-	500	500	1,000
7382	Election Services	8,016	-	-	15,000
7419	Other Prof. Services	6,685	7,500	7,018	8,800
Total Expenditures		61,123	56,250	55,488	74,540

**Administration/ Finance/ Legal
Department 02**

Department Description

City Manager

The City Manager functions as the chief executive officer of the municipal organization responsible for managing all departments of the City and carrying out City Council adopted policy. The department is comprised of three (3) full-time professional staff members (City Manager; Assistant to the City Manager; HR Manager/City Clerk).

Services funded:

- Provide leadership to professional staff and municipal employees.
- Advise and recommend policies to the City Council; receive and implement policy directions from the City Council.
- Act as lead negotiator for real property transactions and labor negotiations.
- Oversee the day to day operations of the City.
- Respond to general public inquiries.
- Research and analysis of municipal issues and special projects as assigned.
- Oversee and negotiate various franchise agreements.
- Prepare and distribute agenda packets and minutes.
- Administer contracts, coordinate staffing, and prepare administrative forms and permits for the City's large community and special events.
- Manage consultant contracts and lease agreements.
- Maintain and update the City's website.
- Coordinate all human resource functions responsible for recruitment, employee benefits, risk management, OSHA compliance, and workers' compensation administration.
- Oversee a citywide training plan for OSHA compliance and safety program.
- Research and respond to inquiries by citizens and press in compliance with the Public Records Act.
- Contract with Contra Costa County for municipal elections.
- Process general liability and workers' compensation claims filed against the City.
- Provide notary services.
- Coordinate the self-insured risk management tasks of the organization.

Finance

The City's Finance Department has one full time professional and utilizes two permanent part-time employees. The department is responsible for the City's budgetary, financial/accounting, treasury/investment, business licenses, and facilities rentals functions. The Department also includes the appointed City Treasurer (citizen), who provides auditing and investment oversight.

Services funded:

- Preparation and monitoring of annual budget
- Preparation of annually audited financial statements
- Manage general ledger and budgetary financial records
- Manage investments in accordance with City investment policy and California Government Code.
- Maintaining compliance with State of California, Contra Costa County and other regulatory agency financial reporting requirements.
- Management and preparation of Successor Agency Recognized Obligation Payment Schedule (ROPS) process.
- Administer and maintain records for the following operational cycles: payroll, employee benefits, cash receipts and disbursements.
- Administer business licenses.
- Manage rental of City-owned facilities and parks (Endeavor Hall, Library Meeting Room, Clayton Community Park, The Grove Park).

City Attorney

The City Attorney is selected and appointed by the City Council. Although this is the primary department the contracted City Attorney conducts work in, retainer time is also charged to other City departments where time is spent.

Services funded:

- Attend City Council meetings as the City's legal counsel.
- Draft and Review ordinances, resolutions, contracts, and other legal documents.
- Provide legal opinions and advise on matters of interest or concern to the City Council and City Staff
- Advice regarding land use issues.
- Oversee litigation involving the City.
- Assist the Council and staff in limiting litigation exposure and containing liability costs.
- Advise the City on changes to and impacts of state and federal laws, and case laws.

City of Clayton
 Budget Admin / Finance / Legal Dept 02
 Proposed Budget 2016-17

Account Number	Account Name	2014-15 Actual	2015-16 Adopted Budget	2015-16 Projected	2016-17 Proposed Budget
7111	Salaries/Regular	509,826	526,060	534,400	546,000
7218	LTD Insurance	3,993	4,770	4,530	5,400
7220	PERS Retirement	82,736	54,911	55,351	63,800
7221	PERS Retirement - Unfunded Liability	-	54,489	54,489	61,200
7231	Workers Comp Insurance	20,807	23,190	20,403	28,300
7232	Unemployment Insurance	2,683	2,604	2,604	2,700
7233	FICA Taxes	7,413	7,454	7,930	8,000
7241	Auto Allowance/Mileage	10,740	10,740	10,740	10,740
7246	Benefit Insurance	79,819	88,270	84,300	90,000
7311	General Supplies	-	100	100	-
7324	Dues and Subscriptions	1,741	1,770	1,835	2,000
7332	Telecommunications	6,839	7,000	7,224	7,800
7364	Employee Recognition	1,406	1,500	1,681	-
7371	Travel	19	100	100	100
7372	Conferences/Meetings	-	-	-	900
7373	Education and Training	-	1,000	1,000	2,000
7411	Prof. Services Retainer (Legal)	63,110	48,000	62,900	51,000
7413	Special Legal Services	15,693	5,000	6,000	6,000
7414	Auditing and Financial Reporting Services	27,023	27,000	27,200	27,000
7415	Computer/IT Services	8,812	15,260	13,716	14,200
7419	Other Prof. Services	1,785	7,330	5,750	5,610
Total Expenditures		844,445	886,548	902,253	932,750

**Public Works
Department 03**

Department Description

This department maintains City owned buildings and grounds; and provides maintenance for all non-special district facilities and land. The core employee unit of 5 permanent employees consists of two Maintenance Supervisors and three Maintenance Workers. Labor is augmented by temporary seasonal workers. Although the Public Works department serves as the "base" department for these maintenance employees, their direct labor costs are shared with various other departments and funds based on actual hours worked.

Services funded:

- Provide routine maintenance for City building and grounds.
- Provide landscaping maintenance for all neighborhood parks in the City (Lydia Lane, North Valley Park, Westwood, Stranahan and El Molino).
- Contract janitorial services for City facilities and buildings.
- Tree trimming services contract supervision.
- Ensure fire inspection compliance of City owned buildings and facilities.
- HVAC system repairs contract supervision.
- Ensure compliance with elevator safety and inspection services.
- Pest extermination services contract supervision.
- Janitorial services contract supervision.

City of Clayton
 Budget Public Works Dept 03
 Proposed Budget 2016-17

Account Number	Account Name	2014-15 Actual	2015-16 Adopted Budget	2015-16 Projected	2016-17 Proposed Budget
7111	Salaries/Regular	15,408	6,200	10,000	13,300
7112	Temporary Help	257	520	2,200	3,010
7113	Overtime	178	-	-	-
7218	LTD Insurance	79	60	100	140
7220	PERS Retirement	2,400	1,200	2,600	2,100
7221	PERS Retirement - Unfunded Liability	-	700	1,500	1,500
7231	Workers Comp Insurance	548	310	273	850
7232	Unemployment Insurance	226	70	70	200
7233	FICA Taxes	189	130	120	430
7246	Benefit Insurance	1,881	1,300	1,530	2,900
7301	Recruitment/Pre-employment	-	-	300	500
7311	General Supplies	4,656	4,000	4,600	4,600
7332	Telecommunications	2,817	2,900	1,005	2,500
7335	Gas & Electric Serv.	38,164	38,000	38,800	39,000
7338	Water Service	7,780	13,600	8,000	9,000
7341	Buildings & Grounds Mtn	18,414	16,490	13,220	13,700
7342	Machinery/ Equip Maint.	3,402	4,000	500	4,000
7343	Vehicle Maintenance	17,588	5,500	1,500	10,000
7344	Vehicle Gas, Oil, and Supplies	10,955	12,340	8,200	11,000
7346	HVAC Mtn & Repairs	16,347	16,000	10,000	14,000
7373	Education and Training	535	700	1,000	1,500
7411	Prof. Services Retainer (Legal)	611	9,600	1,000	10,200
7417	Janitorial Services	8,381	8,400	8,550	9,400
7419	Other Prof. Services	475	400	400	400
7429	Animal/Pest Control Services	-	525	-	1,850
7440	Tree Trimming Services	-	-	-	3,000
7486	CERF Charges/Depreciation	15,000	-	-	-
Total Expenditures		167,280	142,945	115,468	159,080

Community Development Department 04

Department Description

The Community Development Department is responsible for the general administration, development processing, zoning administration, architectural review, subdivision processing, Municipal Code and Zoning enforcement, General Plan administration, environmental review, housing, and special planning studies for the City, including associated staff support for the City Council and the Planning Commission. The Department provides guidance in the physical development of the City while protecting and maintaining the quality of its physical environment. The Department facilitates public participation and community involvement in planning issues. The Department consistently seeks to enhance the community's safety, welfare, economic opportunities and quality of life through land use controls. It consists of a Community Development Director, a part-time Assistant Planner and a part-time Code Enforcement Officer.

Services funded:

Long Range Planning and Special Studies Program

- Prepare and update *Town Center Specific Plan*, and the *Marsh Creek Road Specific Plan*, and state-mandated General Plan which includes the Housing Element.
- Prepare studies to update City policies in response to changes in State law, resource availability, and community goals.
- Facilitate public participation and community involvement in planning issues.
- Participate in development and review of regional studies prepared by ABAG, Contra Costa Transportation Authority, and TRANSPAC.
- Support City Council and City Manager in addressing regional governance and planning issues.

Development and Design Review Program

- Review, analyze, and provide recommendations on land development and design proposals by private property owners and governmental agencies.
- Provide support to City Council, Planning Commission, and City Manager.
- Reviews land development plans for compliance with City zoning requirements.
- Coordinate and oversee contract with County Building Inspection Department on building permits for construction projects.

- Administer environmental review process in compliance with the California Environmental Quality Act (CEQA).

Ordinance Information and Code Enforcement Program

- Provide zoning information and permit services at the City Hall public counter.
- Investigate and enforce zoning and land use complaints.
- Prepare amendments of zoning ordinance and zoning map.

Housing Program

- Administer the low-and moderate-income housing programs of the City.
- Ensure low-and moderate-income units remain available to qualified applicants upon sale of units.

City of Clayton
 Budget Community Dev Dept 04
 Proposed Budget 2016-17

Account Number	Account Name	2014-15 Actual	2015-16 Adopted Budget	2015-16 Projected	2016-17 Proposed Budget
7111	Salaries/Regular	174,093	164,590	169,500	173,000
7115	Planning Commission Comp	6,360	7,200	5,760	7,200
7218	LTD Insurance	1,218	1,530	1,320	1,700
7220	PERS Retirement	19,246	8,364	4,494	16,400
7221	PERS Retirement - Unfunded Liability	-	17,446	17,446	19,600
7231	Workers Comp Insurance	7,108	7,430	6,537	9,000
7232	Unemployment Insurance	868	868	868	900
7233	FICA Taxes	2,038	2,390	2,140	2,500
7241	Auto Allowance/Mileage	4,140	4,240	4,490	4,240
7246	Benefit Insurance	32,706	33,600	33,840	35,000
7323	Books/Periodicals	-	100	100	500
7324	Dues and Subscriptions	-	675	560	680
7332	Telecommunications	558	560	670	700
7371	Travel	18	100	50	100
7372	Conferences/Meetings	-	-	-	500
7373	Education and Training	2	1,000	1,000	1,500
7384	Legal Notices	1,388	2,500	1,000	2,500
7385	Transpac Fees	21,438	-	-	-
7411	Prof. Services Retainer (Legal)	7,992	19,200	18,100	20,400
7413	Special Legal Services	-	-	500	-
7419	Other Prof. Services	8,061	1,000	500	-
Total Expenditures		287,234	272,793	268,875	296,420

General Services

Department 05

Department Description

This department functions as the internal support service fund for expenses which aid the efficient and effective operation of the City organization. It has no assigned employees or revenue-generating capability.

Services funded:

- City-wide risk management (Clayton was one of the original members of the Municipal Pooling Authority of Northern California [MPA] Joint Powers Authority [JPA] for self-insured and risk pooled programs of general liability, workers compensation, and employee wellness).
- Copier and postage machine services for all departments.
- Office supplies for administration and general City functions.
- Information technology support for all departments as needed.
- Property tax administration fees levied by the (billed by County).
- Payroll and benefits administration software functions.
- Internet services for all departments.
- Provides funding for Other Post-Employment Benefits (OPEB) required of the City through contract with CalPERS medical insurance coverage.

City of Clayton
 Budget General Services Dept 05
 Proposed Budget 2016-17

Account Number	Account Name	2014-15 Actual	2015-16 Adopted Budget	2015-16 Projected	2016-17 Proposed Budget
7231	Workers Comp Insurance	1,738	847	1,576	960
7247	OPEB Expense	7,160	10,460	7,680	8,500
7301	Recruitment/Pre-employment	-	-	-	1,000
7312	Office Supplies	3,131	6,300	6,300	7,000
7314	Postage	3,917	4,000	4,600	4,500
7321	Printing and Binding	-	-	-	500
7331	Rentals/Leases	11,073	12,860	10,770	11,000
7332	Telecommunications	-	-	-	3,000
7351	Insurance Premiums	57,833	74,609	68,892	78,500
7364	Employee Recognition	-	-	-	1,500
7381	Property Tax Admin Cost	7,774	8,000	8,000	8,000
7415	Computer/IT Services	-	-	-	3,000
7419	Other Prof. Services	18,499	17,500	12,724	10,000
7420	Merchant Fees	2,159	2,000	2,550	2,600
Total Expenditures		113,284	136,576	123,092	140,060

**Police Department
Department 06**

Department Description

The Clayton Police Department has a present authorized strength of 11 full-time sworn members (includes the Chief), 2 civilians, and active Police Reserve, VIPS, CERT, and Cadet programs. The Department is a generalist law enforcement agency with duties that include all aspects of local law enforcement. Sworn positions currently work on a 4-10/3-12 plan and may be assigned to specialized assignments such as field training officer, traffic accident investigator, bicycle patrol, and motorcycle patrol. The Department's employees take pride in their jobs and the community they serve and strive to perform their duties in a professional but sensitive, friendly, and positive manner. It subscribes to a community-oriented policing philosophy.

Services funded:

- Provide traffic enforcement and collision investigation throughout the City and on the Trails system.
- Investigate crimes and submit to the District Attorney for prosecution.
- Represent the City in meetings with community groups, civic organizations, and inter-agencies concerned with law enforcement problems and policies.
- Event Planning for various City sponsored events such as the 4th of July Parade, Concerts in The Grove, and many community sponsored events such as the Clayton Art and Wine and Oktoberfest.
- Facilitate the VIPS and CERT programs to serve the community.
- Participation in the East Bay Regional Interoperability Communications system.
- Contract for animal control services through Contra Costa County.
- Contract for police dispatch services and police records management through the City of Concord.

City of Clayton
 Budget Police Dept 06
 Proposed Budget 2016-17

Account Number	Account Name	2014-15 Actual	2015-16 Adopted Budget	2015-16 Projected	2016-17 Proposed Budget
7111	Salaries/Regular	875,760	905,900	918,200	964,000
7113	Overtime	74,640	75,000	93,300	80,000
7116	Part-time Salaries	3,705	4,200	4,000	4,200
7218	LTD Insurance	6,604	8,400	7,230	9,500
7219	Deferred Compensation Retirement	-	-	1,800	2,730
7220	PERS Retirement	303,423	157,514	161,844	140,730
7221	PERS Retirement - Unfunded Liability	-	234,086	234,086	254,270
7231	Workers Comp Insurance	38,169	41,100	36,160	50,200
7232	Unemployment Insurance	6,306	5,510	5,510	5,600
7233	FICA Taxes	13,893	14,540	16,060	15,500
7241	Auto Allowance/Mileage	4,440	4,440	3,590	4,440
7242	Uniform Allowance	9,138	9,000	9,000	9,000
7246	Benefit Insurance	162,026	174,300	173,400	164,000
7301	Recruitment/Pre-employment	-	-	12,000	5,000
7311	General Supplies	8,260	5,000	16,074	10,000
7312	Office Supplies	2,225	2,350	3,650	2,500
7314	Postage	153	500	220	500
7324	Dues and Subscriptions	5,256	7,650	5,348	7,000
7325	EBRCSA system user fee	8,900	9,000	8,900	9,000
7332	Telecommunications	8,430	10,000	8,600	10,000
7342	Machinery/ Equip Maint.	1,820	2,500	2,000	2,500
7343	Vehicle Maintenance	16,952	16,000	16,000	16,500
7344	Vehicle Gas, Oil, and Supplies	33,235	31,500	28,000	30,000
7345	Office Equip. Maint. & Repairs	1,288	1,800	2,200	2,200
7363	Business Meeting Expense	-	-	100	200
7364	Employee recognition	-	500	1,500	1,500
7365	Volunteer Appreciation	-	300	-	500
7373	Education and Training	7,260	10,000	10,000	10,000
7408	Crossing Guard Services	9,215	10,000	9,700	10,000
7411	Prof. Services Retainer (Legal)	2,185	19,200	2,000	20,400
7413	Special Legal Services	4,072	-	6,000	5,000
7417	Janitorial Services	2,700	2,700	2,711	3,000
7419	Other Prof. Services	11,901	4,380	5,284	8,500
7424	Dispatch Services	169,984	241,100	241,080	241,100
7425	Lab Fees	26,535	20,000	34,000	30,000
7426	Jail Booking Fee	-	-	2,256	2,300
7427	Cal ID Services	12,263	12,900	12,215	12,900
7429	Animal/Pest Control Services	60,404	63,780	63,772	66,300
7433	Integrated Justice System (ACCJIN + ARIES)	10,335	14,140	11,000	11,600
7486	CERF Charges/Depreciation	25,000	-	-	25,000
Total Expenditures		1,926,477	2,119,290	2,168,790	2,247,670

Library
Department 07

Department Description

The operation of the Clayton Community Library was the original model for other cities and is looked to as the example in County - City partnerships. While staffing of the Library is run by the County Library System, the City owns and maintains the building and grounds surrounding the Library at City expense.

Services funded:

- Payment of costs for Sunday and weekday operations (44 hours) at the Library beyond the County's base of 35 weekly hours.
- General maintenance of library facility and parking lot.
- Ensure fire inspection compliance of library facility.
- HVAC system repairs contract supervision.
- Pest extermination services contract supervision.
- Tree trimming services contract supervision.
- Janitorial services contract supervision.

City of Clayton
 Budget Library Dept 07
 Proposed Budget 2016-17

Account Number	Account Name	2014-15 Actual	2015-16 Adopted Budget	2015-16 Projected	2016-17 Proposed Budget
7111	Salaries/Regular	10,756	11,840	7,830	9,400
7112	Temporary Help	1,243	1,890	1,110	1,600
7113	Overtime	68	-	-	-
7218	LTD Insurance	88	110	70	100
7220	PERS Retirement	2,653	2,400	1,870	1,500
7221	PERS Retirement - Unfunded Liability	-	1,300	1,000	1,100
7231	Workers Comp Insurance	820	620	545	600
7232	Unemployment Insurance	251	150	150	200
7233	FICA Taxes	261	320	210	300
7246	Benefit Insurance	2,105	2,400	1,300	2,000
7332	Telecommunications	2,376	2,160	3,470	3,600
7335	Gas & Electric Serv.	40,988	42,000	41,000	43,100
7338	Water Service	1,599	1,650	1,680	1,800
7341	Buildings & Grounds Maintenance	10,914	10,050	12,940	12,000
7346	HVAC Mtn & Repairs	8,442	9,815	6,815	8,900
7417	Janitorial Services	28,971	29,900	29,950	31,000
7423	Extra & Sunday Operating Hours	15,630	20,811	16,600	11,600
7429	Animal/Pest Control Services	-	-	-	1,400
7440	Tree Trimming Services	-	-	-	2,000
Total Expenditures		127,165	137,416	126,540	132,200

**Engineering
Department 08**

Department Description

The Department's duties can be divided into three basic categories: administrative, capital improvements, and land development. The City contracts with PERMCO Engineering for the performance of these services as the City Engineer.

Services funded:

Administrative

- Administer the City's encroachment permit program as well as the Geological Hazard Abatement District and various special Assessment Districts.
- Coordinate with the Maintenance Department regarding maintenance, operations and the repair of public transportation facilities (e.g. streets; sidewalks).
- Enforcement and continuous update of the City's Standard Plans and Specifications for design and construction.
- Represent the City's interests in regional transportation and funding issues.
- Response to flood zone information requests.
- Serve as the City Engineer.

Capital Improvements

- Administer the City's Capital Improvements Program, including coordination with the City Manager; evaluation and prioritization of Capital Improvement Projects; procurement of funds; right-of-way and land acquisition; and administration of the public bidding process.
- Administer the City's Pavement Management System.
- Supervision of the design and construction of all street and infrastructure projects, including sanitary sewer and storm drainage systems, local roads and traffic lights.

Land Development

- Coordinate with the Planning Department in the review and approval process for all land development projects.
- Plan check and review of construction plans, collection of fees, and construction inspection for all private development and improvements thereto.

City of Clayton
 Budget Engineering Dept 08
 Proposed Budget 2016-17

Account Number	Account Name	2014-15 Actual	2015-16 Adopted Budget	2015-16 Projected	2016-17 Proposed Budget
7324	Dues and Subscriptions	174	630	637	1,400
7411	Prof. Services Retainer (Engineering)	91,942	80,000	94,900	90,000
7412	Engineering Inspection	-	-	700	800
Total Expenditures		92,116	80,630	96,237	92,200

Community Park
Department 09

Department Description

In 2009 the Clayton Community Park was separated into its own department in order to capture the actual costs of maintaining this well used multi-sport and recreational public park.

Services funded:

- Mowing of the turf.
- Ball field turf and sports field grooming.
- Water irrigation supply to ball fields and surrounding vegetation
- Safety inspections of play equipment and apparatus.
- Trash removal and general park clean-up.
- Landscape pruning.
- Janitorial services contract supervision.
- Repairs to and maintenance of the irrigation system.
- Pest extermination services contract supervision.
- Tree trimming services contract supervision.
- All other general maintenance of park fields and facilities.

City of Clayton
 Budget Community Park Dept 09
 Proposed Budget 2016-17

Account Number	Account Name	2014-15 Actual	2015-16 Adopted Budget	2015-16 Projected	2016-17 Proposed Budget
7111	Salaries/Regular	55,096	66,200	27,000	35,000
7112	Temporary Help	16,662	22,530	7,000	14,000
7113	Overtime	403	2,000	1,000	2,000
7218	LTD Insurance	439	620	300	400
7220	PERS Retirement	13,234	13,150	6,400	5,400
7221	PERS Retirement - Unfunded Liability	-	7,100	3,800	4,000
7231	Workers Comp Insurance	2,930	4,010	3,528	2,500
7232	Unemployment Insurance	1,256	1,260	1,260	700
7233	FICA Taxes	2,116	2,690	1,300	1,600
7246	Benefit Insurance	11,088	13,410	5,000	7,400
7311	General Supplies	10,112	13,000	13,000	14,000
7331	Rentals/Leases	326	500	500	500
7335	Gas & Electric Serv.	1,343	1,500	1,600	1,700
7338	Water Service	92,333	98,000	65,000	76,100
7341	Buildings/Grounds Maintenance	-	-	9,900	2,400
7417	Janitorial Services	13,294	13,010	13,450	13,500
7419	Other Prof. Services	1,187	1,500	-	-
7429	Animal/Pest Control Services	880	3,000	3,000	3,600
7440	Tree Trimming Services	-	-	-	2,000
Total Expenditures		222,699	263,480	163,038	186,800

**SPECIAL REVENUE
FUNDS
2016-17**

City of Clayton
 Gas Tax Fund 201
 Proposed Budget 2016-17

Account Number	Account Name	2014-15 Actual	2015-16 Adopted Budget	2015-16 Projected	2016-17 Proposed Budget
7111	Salaries/Regular	15,583	16,300	27,700	25,000
7112	Temporary Help	2,687	3,600	3,300	4,500
7113	Overtime	-	-	500	-
7218	LTD Insurance	123	160	210	300
7220	PERS Retirement	3,776	3,200	5,400	4,000
7221	PERS Retirement - Unfunded Liability	-	1,800	2,600	3,000
7231	Workers Comp Insurance	371	900	941	1,500
7232	Unemployment Insurance	352	250	250	400
7233	FICA Taxes	447	510	690	700
7246	Benefit Insurance	3,089	3,300	4,430	6,000
7311	General Supplies	4,584	12,000	19,500	12,000
7324	Dues & Subscriptions	-	-	1,500	1,500
7327	Arterial Street Light Supplies	-	1,500	1,500	1,500
7335	Gas & Electric Serv.	46,142	46,200	46,600	47,500
7340	Traffic Safety Supplies	88	3,000	500	500
7349	Traffic Signal Maintenance	12,038	25,000	11,000	15,000
7350	Pavement Repair/Maintenance	-	-	25,078	-
7381	Property Tax Admin Cost	267	300	300	300
7419	Other Prof. Services	1,200	1,406	4,400	4,440
7486	CERF Charges/Depreciation	-	9,900	9,900	1,900
8101	Transfer to General Fund	6,874	7,042	7,042	7,230
8111	Transfer to CIP Fund	45,639	533,849	411,531	269,029
Total Expenditures		143,260	670,217	584,872	406,299
4607	Arterial S. Light Assessment	29,730	29,339	31,800	32,400
5209	State Gasoline 2105	66,201	63,988	68,383	70,501
5210	State Gasoline 2106	47,273	37,790	38,138	39,212
5211	State Gasoline 2107	85,129	87,484	94,852	97,902
5212	State Gasoline 2107.5	6,000	3,000	3,000	3,000
5216	State of CA Sec 2103 (Prop 42)	115,345	50,731	52,640	26,624
5601	Interest	2,841	2,400	2,070	2,000
5606	Unrealized Inv. Gain/Loss	373	-	-	-
Total Revenue		352,892	274,732	290,883	271,639
Increase (Decrease) in Fund Balance		209,632	(395,485)	(293,989)	(134,660)
Beginning Fund Balance (Deficit)		219,017	395,485	428,649	134,660
Ending Fund Balance		428,649	-	134,660	-

City of Clayton
Landscape Mtn District CFD 2007-1 Fund 210
Proposed Budget 2016-17

Account Number	Account Name	2014-15 Actual	2015-16 Adopted Budget	2015-16 Projected	2016-17 Proposed Budget
7111	Salaries/Regular	147,576	138,000	123,000	160,000
7112	Temporary Help	61,803	81,000	37,000	87,000
7113	Overtime	404	500	630	1,000
7218	LTD Insurance	1,151	1,300	1,100	1,600
7220	PERS Retirement	34,102	27,500	18,900	24,680
7221	PERS Retirement - Unfunded Liability	-	14,700	17,100	18,320
7231	Workers Comp Insurance	12,141	10,400	10,931	13,300
7232	Unemployment Insurance	3,290	3,900	3,900	4,200
7233	FICA Taxes	6,825	8,200	6,000	9,000
7246	Benefit Insurance	29,147	28,000	24,000	34,000
7301	Recruitment/Pre-employment	-	-	-	1,000
7311	General Supplies	27,001	48,500	48,300	49,100
7316	Landscape Replacement Material	-	20,000	20,000	20,000
7335	Gas & Electric Serv.	22,248	25,000	20,000	22,700
7338	Water Service	124,645	156,000	103,000	105,100
7341	Buildings/Grounds Maintenance	-	-	-	19,800
7342	Machinery/Equipment Maint.	21,758	22,600	17,600	21,900
7343	Vehicle Maintenance	14,524	20,000	17,000	17,400
7344	Vehicle Gas, Oil, and Supplies	13,570	15,000	11,000	11,300
7381	Property Tax Admin Cost	3,735	3,800	3,800	3,900
7382	Election Services	-	10,000	10,000	-
7389	Misc Expense	-	-	3,419	-
7411	Professional Services Retainer (Legal)	914	10,000	5,000	1,500
7419	Other Prof. Services	179,011	149,500	148,200	6,360
7429	Animal/Pest Control Services	-	-	-	5,000
7440	Tree Trimming Services	-	-	-	25,000
7445	Weed Abatement Services	-	-	-	107,000
7486	CERF Charges/Depreciation	13,500	13,500	13,500	14,500
7520	Project/Program costs	41,588	477,000	193,128	409,000
7615	Property Taxes	2,576	2,700	2,700	2,900
8101	Transfer to General Fund	33,056	33,863	33,863	34,780
8111	Transfer to CIP Fund	-	-	-	-
8113	Transfer to Stormwater Fund	912	912	912	912
Total Expenditures		795,477	1,321,875	893,983	1,232,252
4604	Clayton LMD Special Parcel Tax	1,005,309	1,029,751	1,029,751	1,057,550
5601	Interest	5,527	4,000	10,000	6,000
5606	Unrealized Inv Gain/Loss	977	-	-	-
6003	Transfer from CIP Fund	259,704	-	-	-
Total Revenue		1,271,517	1,033,751	1,039,751	1,063,550
Increase (Decrease) in Fund Balance		476,040	(288,124)	145,768	(168,702)
Beginning Fund Balance		340,162	759,037	816,202	961,970
Ending Fund Balance		816,202	470,913	961,970	793,268

City of Clayton
The Grove Park CFD 2006-1 Fund 211
Proposed Budget 2016-17

Account Number	Account Name	2014-15 Actual	2015-16 Adopted Budget	2015-16 Projected	2016-17 Proposed Budget
7111	Salaries/Regular	28,737	32,700	14,000	20,000
7112	Temporary Help	9,120	12,300	10,000	17,000
7218	LTD Insurance	234	310	200	190
7220	PERS Retirement	7,062	6,500	1,800	3,000
7221	PERS Retirement - Unfunded Liability	-	3,500	2,100	2,200
7231	Workers Comp Insurance	1,248	2,030	2,123	1,900
7232	Unemployment Insurance	667	670	670	800
7233	FICA Taxes	1,149	1,408	950	1,567
7246	Benefit Insurance	5,652	6,700	2,400	4,100
7311	General Supplies	5,122	4,500	4,480	5,750
7331	Rentals/Leases	-	500	500	500
7335	Gas & Electric Serv.	1,426	1,510	1,800	1,900
7338	Water Service	8,706	10,000	7,200	7,500
7341	Buildings/Grounds Maintenance	-	-	-	5,860
7342	Machinery/Equipment Maint.	771	800	800	800
7343	Vehicle Maintenance	-	1,000	1,000	1,000
7344	Vehicle Gas, Oil, and Supplies	-	1,500	1,500	1,500
7381	Property Tax Admin Cost	3,737	3,980	3,740	3,820
7382	Election Services	1,140	-	-	-
7411	Professional Services Retainer (Legal)	13,164	-	-	-
7413	Special Legal Services	-	-	-	1,000
7417	Janitorial Services	13,322	13,420	13,300	13,400
7419	Other Prof. Services	3,047	7,020	6,040	4,530
7420	Other Outside Services	4,191	3,850	3,970	-
7429	Animal/Pest Control Services	-	-	-	1,000
7440	Tree Trimming Services	-	-	-	1,500
7484	Capital Outlay - Structures & Imp.	113,555	-	-	-
7485	Capital Outlay - Equipment & Machinery	-	18,000	-	-
7486	CERF Charges/Depreciation	2,700	2,700	2,700	2,100
7615	Property Taxes	459	510	500	510
8101	Transfer to General Fund	6,716	6,880	6,880	7,070
Total Expenditures		231,925	142,288	88,653	110,497
4613	Downtown Park Special Parcel Tax - O&M	97,102	100,036	100,036	103,350
4613	Downtown Park Special Parcel Tax - Capital	18,000	18,000	18,000	18,000
4613	Downtown Park Special Parcel Tax - Restricted	5,000	5,000	5,000	5,000
5601	Interest	2,609	2,600	3,200	3,200
5602	Park Use Fee	1,137	1,000	855	1,000
5606	Unrealized Inv Gain/Loss	(350)	-	-	-
5701	Reimbursement/Refunds	12,000	-	1,834	-
5702	Donations & Contributions	10,000	10,000	10,000	10,000
5790	Misc Revenue	45,000	-	-	-
Total Revenue		190,498	136,636	138,925	140,550
Increase (Decrease) in Fund Balance		(41,427)	(5,652)	50,272	30,053
Beginning Fund Balance		275,460	243,822	234,033	284,305
Ending Fund Balance		234,033	238,170	284,305	314,358

Ending Fund Balance Includes:

Unassigned Fund Balance	112,550	93,687	139,822	146,875
Asset Replacement Reserve	81,483	99,483	99,483	117,483
Unallocated Stabilization Reserve	40,000	45,000	45,000	50,000
Total Fund Balance	234,033	238,170	284,305	314,358

City of Clayton
 GHAD Fund 212
 Proposed Budget 2016-17

Account Number	Account Name	2014-15 Actual	2015-16 Adopted Budget	2015-16 Projected	2016-17 Proposed Budget
7314	Postage	600	700	700	700
7351	Insurance Premiums	14,000	14,000	14,000	16,110
7381	Property Tax Admin Cost	1,095	1,400	1,200	1,200
7384	Legal Notices	-	-	-	100
7389	Misc. Expenses	267	270	267	270
7412	Engineering Inspection	2,860	3,000	3,000	3,000
7413	Special Legal Services	1,616	1,500	-	1,000
7520	Project/Program costs Kelok Monitoring	18,316	10,000	9,800	10,000
8101	Transfer to General Fund	6,635	6,798	6,798	6,980
Total Expenditures		45,389	37,668	35,765	39,360
4606	GHAD Assessment	36,522	37,414	37,414	38,424
5601	Interest	256	230	250	250
5606	Unrealized Inv. Gain/Loss	(59)	-	-	-
Total Revenue		36,719	37,644	37,664	38,674
Increase (Decrease) in Fund Balance		(8,670)	(24)	1,899	(686)
Beginning Fund Balance		37,867	28,686	29,197	31,096
Ending Fund Balance		29,197	28,662	31,096	30,410

City of Clayton
 Presley GHAD Settlement Fund 213
 Proposed Budget 2016-17

Account Number	Account Name	2014-15 Actual	2015-16 Adopted Budget	2015-16 Projected	2016-17 Proposed Budget
Total Expenditures		-	-	-	-
5601	Interest Income	1,124	1,070	1,700	1,500
5606	Unrealized Investment Gain/Loss GASB31	(99)	-	-	-
Total Revenue		1,025	1,070	1,700	1,500
Increase in Fund Balance		1,025	1,070	1,700	1,500
Beginning Fund Balance		119,558	120,628	120,583	122,283
Ending Fund Balance		120,583	121,698	122,283	123,783

City of Clayton
 Street Light Fund 214
 Proposed Budget 2016-17

Account Number	Account Name	2014-15 Actual	2015-16 Adopted Budget	2015-16 Projected	2016-17 Projected Budget
7113	Overtime	13,099	12,500	14,100	14,000
7311	General Supplies	581	4,000	3,600	4,000
7335	Gas & Electric Serv.	110,979	106,510	105,500	108,700
7381	Property Tax Admin Cost	3,568	3,820	3,600	3,680
7389	Misc. Expenses	267	270	321	330
7412	Engineering/ Inspection Service	-	1,200	1,200	1,200
7419	Other Prof. Services	200	200	4,097	200
8101	Transfer to General Fund	10,568	10,826	10,826	11,120
Total Expenditures		139,262	139,326	143,244	143,230
4607	Street Light Assessment	125,991	125,991	125,991	125,991
5601	Interest	1,388	1,300	1,800	1,800
5606	Unrealized Inv. Gain/Loss	(172)	-	-	-
Total Revenue		127,207	127,291	127,791	127,791
Increase (Decrease) in Fund Balance		(12,055)	(12,035)	(15,453)	(15,439)
Beginning Fund Balance		150,048	143,123	137,992	122,539
Ending Fund Balance		137,992	131,088	122,539	107,100

City of Clayton
Stormwater Fund 216
Proposed Budget 2016-17

Account Number	Account Name	2014-15 Actual	2015-16 Adopted Budget	2015-16 Projected	2016-17 Proposed Budget
7111	Salaries/Regular	28,137	28,900	41,100	35,500
7112	Temporary Help	9,913	12,870	7,690	10,930
7218	LTD Insurance	236	270	300	350
7220	PERS Retirement	7,454	5,800	7,990	5,500
7221	PERS Retirement - Unfunded Liability	-	3,100	3,800	4,100
7231	Workers Comp Insurance	1,124	1,890	1,977	2,410
7232	Unemployment Insurance	672	660	660	640
7233	FICA Taxes	1,182	1,410	1,260	1,350
7246	Benefit Insurance	4,579	5,900	6,100	7,500
7311	General Supplies	2,032	9,300	5,944	8,600
7373	Education and Training	368	1,000	500	500
7389	Misc. Expenses	25	500	500	500
7409	Street Sweeping Services	42,000	44,100	42,000	44,100
7411	Professional Services Retainer (Legal)	-	-	386	-
7412	Engineering Services	1,346	10,000	2,000	5,000
7419	Other Prof. Services	15,517	38,349	18,910	36,510
7481	State Regional Annual Discharge Fee	8,740	10,000	6,869	10,000
7486	CERF Charges/Depreciation	-	-	-	2,900
7520	Project/Program Costs - Outreach	-	4,500	4,500	4,500
8101	Transfer to General Fund	34,112	34,944	34,944	35,890
Total Expenditures		157,437	213,493	187,430	216,780
Stormwater Assessment ERU Gross		127,145	126,615	126,615	126,615
NPDES Group Program costs		(25,842)	(26,575)	(26,575)	(26,872)
Commercial Insp by Central San		(2,111)	(8,000)	(8,000)	(8,000)
Flood Control Dist Fiscal Mgmt Cost		(2,358)	(3,000)	(3,000)	(3,000)
County Auditor/Controller Costs		(3,638)	(3,800)	(3,800)	(3,800)
Mandatory Retention		(3,000)	(3,000)	(3,000)	(3,000)
4602	Net Assessment Revenue	90,196	82,240	90,000	81,943
4603	Stormwater O & M Annual Fee	2,172	2,172	2,376	2,376
5324	Street Sweeping Fees	38,471	38,780	38,310	38,310
5601	Interest	1,277	1,200	1,600	1,500
5606	Unrealized Inv. Gain/Loss	(201)	-	-	-
6007	Transfer from Landscape Maintenance Fund	912	912	912	912
Total Revenue		132,827	125,304	133,198	125,041
(Decrease) in Fund Balance		(24,610)	(88,189)	(54,232)	(91,739)
Beginning Fund Balance		178,450	111,783	153,840	99,608
Ending Fund Balance		153,840	23,594	99,608	7,869

City of Clayton
Measure J Fund 220
Proposed Budget 2016-17

Account Number	Account Name	2014-15 Actual	2015-16 Adopted Budget	2015-16 Projected	2016-17 Proposed Budget
7385	Transpac Fees	-	22,000	22,849	23,500
7419	Other Prof. Services	750	1,000	1,275	2,000
8101	Transfer to General Fund	4,112	4,212	4,212	4,330
8111	Transfer to CIP Fund	-	737,744	377,152	1,991,236
Total Expenditures		4,862	764,956	405,488	2,021,066
5220	Restricted Grants (Arterial Rehabilitation)	-	-	-	1,200,000
5223	Measure J Tax (Local Streets)	267,309	274,342	299,568	277,995
5225	Measure J Program 28a	94,277	28,195	28,002	30,327
5601	Interest Income	1,406	1,000	900	750
5606	Unrealized Inv. Gain/Loss	486	-	-	-
6003	Transfer from CIP Fund	-	-	131,487	-
Total Revenue		363,478	303,537	459,957	1,509,072
Increase (Decrease) in Fund Balance		358,616	(461,419)	54,469	(511,994)
Beginning Fund Balance (Deficit)		98,909	461,419	457,525	511,994
Ending Fund Balance		457,525	-	511,994	-

Fund Balance Restricted for:

Local Streets Maintenance Program	362,544	-	403,933	-
Co-operative 28(a) Program	94,981	-	108,061	-
Total Fund Balance	457,525	-	511,994	-

City of Clayton
 Grants Fund 230
 Proposed Budget 2016-17

Account Number	Account Name	2014-15 Actual	2015-16 Adopted Budget	2015-16 Projected	2016-17 Proposed Budget
7111	Salaries/Regular	53,623	68,177	41,000	72,000
7113	Overtime	8,572	8,000	31,650	10,000
7218	LTD Insurance	396	584	340	700
7220	PERS Retirement	6,226	7,100	4,000	8,000
7231	Workers Comp Insurance	2,837	2,900	3,033	3,650
7232	Unemployment Insurance	-	440	440	440
7233	FICA Taxes	869	920	700	1,010
7242	Uniform Allowance	894	900	1,004	900
7246	Benefit Insurance	2,529	10,900	1,200	21,300
7311	General Supplies	2,674	-	1,430	-
7332	Telecommunications	510	-	-	-
7485	Capital Outlay - Equipment and Machinery	7,509	17,660	41,491	106,953
7424	Dispatch Services	-	50,000	50,000	-
7520	Project/Program costs	17,287	9,092	19,460	23,258
Total Expenditures		103,926	176,673	195,748	248,211
5222	Avoid the 25 Grant	5,725	4,000	2,000	2,000
5220	CCTA 511	3,438	-	-	-
5220	Click it or ticket	1,364	-	-	-
5220	Comcast PEG Grant	15,137	15,100	15,100	15,100
5220	Hand Dryers	880	-	-	-
5220	Donations - Stratford	-	-	768	-
5220	Maddies Fund	-	-	1,000	-
5220	Motorcycle - Tesoro	-	-	22,725	-
5220	MPA Safety Awards	1,000	1,000	1,000	1,000
5220	Recycling Grant	2,185	-	5,000	5,000
5220	Sewer System Management Plan	15,124	-	610	-
5220	SLESF - PD	114,447	100,000	100,000	100,000
5601	Interest Income	2,770	2,560	2,840	2,840
5606	Unrealized Inv. Gain/Loss	(1,948)	-	-	-
Total Revenue		160,122	122,660	151,043	125,940
Increase (Decrease) in Fund Balance		56,196	(54,013)	(44,705)	(122,271)
Beginning Fund Balance		290,494	319,833	346,690	301,985
Ending Fund Balance		346,690	265,820	301,985	179,714

City of Clayton
 Development Impact Fund 304
 Proposed Budget 2016-17

Account Number	Account Name	2014-15 Actual	2015-16 Adopted Budget	2015-16 Projected	2016-17 Proposed Budget
7313	Overtime	-	-	30,000	30,000
7311	General Supplies	8,605	-	-	-
7313	Small Tools & Equipment	-	-	3,495	-
7485	Capital Outlay - Equipment & Machinery	-	60,000	-	45,000
7520	Projects	2,580	-	-	-
7612	Interest Expense	-	180	-	180
8111	Transfer to CIP Fund	103,336	-	-	-
Total Expenditures		114,521	60,180	33,495	75,180
5312	Open Space In-Lieu Fee	-	-	-	-
5313	Parkland Dedication Fee	-	-	-	-
5314	Offsite Arterial Improvement Fees	-	-	-	-
5323	Community Facilities Fees	-	-	-	-
5601	Interest Income	6,262	6,200	8,000	8,000
5606	Unrealized Investment Gain/Loss GASB31	(1,075)	-	-	-
Total Revenue		5,187	6,200	8,000	8,000
Increase (Decrease) in Fund Balance		(109,334)	(53,980)	(25,495)	(67,180)
Beginning Fund Balance		709,863	601,542	600,529	575,034
Ending Fund Balance		600,529	547,562	575,034	507,854

**PROPRIETARY
FUNDS
2016-17**

City of Clayton
 Self Insurance Fund 501
 Proposed Budget 2016-17

Account Number	Account Name	2014-15 Actual	2015-16 Adopted Budget	2015-16 Projected	2016-17 Proposed Budget
7351	Insurance Premiums (EAP Plan)	960	1,248	1,248	1,250
7352	Insurance Claim Deductibles	892	5,000	9,436	10,000
7413	Special Legal Services	-	1,000	-	1,000
8400	Special Item -Legal Settlement	13,883	-	-	-
Total Expenses		15,735	7,248	10,684	12,250
5601	Interest	587	500	800	600
5606	Unrealized Inv. Gain/Loss	(102)	-	-	-
6001	Transfers From General Fund	-	-	-	-
Total Revenue		485	500	800	600
Increase (Decrease) in Net Position		(15,250)	(6,748)	(9,884)	(11,650)
Beginning Net Position		74,842	59,677	59,592	49,708
Ending Net Position		59,592	52,929	49,708	38,058

City of Clayton
 CERF Fund 502
 Proposed Budget 2016-17

Account Number	Account Name	2014-15 Actual	2015-16 Adopted Budget	2015-16 Projected	2016-17 Proposed Budget
7390	Depreciation Expense	112,061	117,600	110,000	110,000
7485	Capital Outlay - Equipment and Machinery	354	-	-	-
7513	Computers/Software Upgrades	1,155	-	-	2,000
Total Expenses		113,570	117,600	110,000	112,000
5328	CERF Charges to Depts	56,672	26,100	26,100	46,400
5601	Interest	1,140	1,090	2,600	2,500
5606	Unrealized Inv. Gain/Loss	(124)	-	-	-
5702	Donations/Contributions	100	-	-	-
5801	Sale of Assets	624	-	-	500
6001	Transfers from General Fund	-	-	46,243	-
6003	Transfers from CIP Fund	-	105,000	105,000	-
6099	Capital Contributions	-	-	20,953	-
Total Revenue		58,412	132,190	200,896	49,400
Increase (Decrease) in Net Position		(55,158)	14,590	90,896	(62,600)
Beginning Net Position		472,353	348,506	417,195	508,091
Ending Net Position		417,195	363,096	508,091	445,491

Fixed Asset Purchases:

1503	Machinery, Vehicles & Equipment	-	105,000	171,120	45,000
Total Other Outflows		-	105,000	171,120	45,000

Ending Net Position Includes:

Net Investment in Capital Assets	296,137	253,158	378,210	313,210
Unrestricted Net Position	121,058	109,938	129,881	132,281
Total Net Position	417,195	363,096	508,091	445,491

City of Clayton
 Endeavor Hall Fund 702
 Proposed Budget 2016-17

Account Number	Account Name	2014-15 Actual	2015-16 Adopted Budget	2015-16 Projected	2016-17 Proposed Budget
7111	Salaries/Regular	9,447	9,210	8,500	10,520
7112	Temporary Salaries	547	850	-	1,030
7113	Overtime	-	-	100	-
7116	Part-time salaries	1,278	1,880	1,300	1,900
7218	LTD Insurance	72	90	70	110
7220	PERS Retirement	2,177	1,820	1,200	1,800
7221	PERS Retirement - Unfunded Liability	-	1,000	1,200	1,100
7231	Workers Comp Insurance	402	460	481	700
7232	Unemployment Insurance	206	215	215	230
7233	FICA Taxes	226	200	170	380
7246	Benefit Insurance	1,625	1,870	1,300	2,230
7311	General Supplies	461	700	700	700
7332	Telecommunications	765	610	870	870
7335	Gas & Electric Serv.	3,240	3,060	3,390	3,400
7338	Water Service	2,049	2,510	1,000	1,640
7341	Buildings & Grounds Mtn	4,130	5,210	8,213	4,220
7346	HVAC Mtn & Repairs	1,816	1,488	1,633	1,890
7361	Advertising	280	800	500	800
7417	Janitorial Services	1,818	1,280	2,630	1,720
7429	Animal/Pest Control Services	-	-	-	1,240
Total Expenses Before Depreciation		30,539	33,253	33,472	36,480
5607	Rental Income	24,783	20,400	22,300	23,500
5611	Reserve for Endeavor Hall	1,035	750	640	750
5790	Other Revenues	4,316	-	-	-
Total Revenue		30,134	21,150	22,940	24,250
Increase (Decrease) in Net Position Before Depreciation		(405)	(12,103)	(10,532)	(12,230)
7390	Depreciation Expense	36,067	36,067	37,000	37,000
(Decrease) in Net Position After Depreciation		(36,472)	(48,170)	(47,532)	(49,230)
Beginning Net Position		1,242,581	1,198,728	1,206,109	1,158,577
Ending Net Position		1,206,109	1,150,558	1,158,577	1,109,347

Fixed Asset Purchases:

1504	Improvements other than Building	-	-	8,575	-
Total Other Outflows		-	-	8,575	-

Ending Net Position Includes:

Net investment in capital assets	1,250,681	1,207,492	1,209,858	1,172,858
Unrestricted net position resulting from:				
<i>Due to the General Fund</i>	(35,749)	(51,934)	(46,281)	(58,511)
<i>Refundable Deposits Payable</i>	(5,500)	(5,000)	(5,000)	(5,000)
<i>General accounts payable</i>	(3,323)	-	-	-
Total Net Position	1,206,109	1,150,558	1,158,577	1,109,347

FIDUCIARY FUNDS

2016-17

City of Clayton
 High Street Bridge Fund 217
 Proposed Budget 2016-17

Account Number	Account Name	2014-15 Actual	2015-16 Adopted Budget	2015-16 Projected	2016-17 Proposed Budget
7381	Property Tax Admin Cost	253	254	-	-
7611	Principal (RDA Repay)	609	645	645	645
7612	Interest Payment	845	809	809	809
Total Expenditures		1,707	1,708	1,454	1,454
4611	High Street Bridge Assessment	1,754	2,008	1,754	1,754
4650	Special Assessment Payoff	-	-	-	-
5601	Interest	46	40	70	70
5606	Unrealized Inv Gain/Loss	(3)	-	-	-
Total Revenue		1,797	2,048	1,824	1,824
Increase (Decrease) in Fund Balance		90	340	370	370
Beginning Fund Balance		4,794	4,628	4,884	5,254
Ending Fund Balance		4,884	4,968	5,254	5,624

Fund Balance Includes:

Reserve for Bridge Maintenance	4,800	4,968	5,100	5,400
--------------------------------	-------	-------	-------	-------

For financial reporting purposes, the High Street Bridge Assessment District Fund (No. 217) meets the definition of and is reported as an *Agency Fund*. In accordance with GASB Statement No. 34, no fund balance is reported for Agency Funds. For budgeting purposes, however, this fund is reported on a modified accrual basis to better reflect the cash position of the fund as well as debt service transactions which would otherwise be excluded from expenditures following GASB 34.

City of Clayton
Oak Street Bridge Fund 218
Proposed Budget 2016-17

Account Number	Account Name	2014-15 Actual	2015-16 Adopted Budget	2015-16 Projected	2016-17 Proposed Budget
7381	Property Tax Admin Cost	258	258	258	258
7420	Other Outside Services	399	399	301	301
7611	Principal	2,847	3,046	3,046	3,260
7612	Interest Payment	1,144	945	945	731
Total Expenditures		4,648	4,648	4,550	4,550
4611	Oak Street Bridge Assessment	6,150	6,150	6,150	6,150
5601	Interest Income	204	180	300	300
5606	Unrealized Investment Gain/Loss	(2)	-	-	-
5790	Other Revenue	-	-	2,020	-
Total Revenue		6,352	6,330	8,470	6,450
Increase (Decrease) in Fund Balance		1,704	1,682	3,920	1,900
Beginning Fund Balance		19,176	20,857	20,880	24,800
Ending Fund Balance		20,880	22,539	24,800	26,700
Fund Balance Includes:					
Reserve for Bridge Maintenance		23,200	24,800	24,800	26,400

For financial reporting purposes, the Oak Street Bridge Assessment District Fund (No. 218) meets the definition of and is reported as an *Agency Fund*. In accordance with GASB Statement No. 34, no fund balance is reported for Agency Funds. For budgeting purposes, however, this fund is reported on a modified accrual basis to better reflect the cash position of the fund as well as debt service transactions which would otherwise be excluded from expenditures following GASB 34.

City of Clayton
 Lydia Lane Sewer Assessment Fund 222
 Proposed Budget 2016-17

Account Number	Account Name	2014-15 Actual	2015-16 Adopted Budget	2015-16 Projected	2016-17 Proposed Budget
7381	Property Tax Admin Cost	264	264	264	264
7420	Other Outside Services	2,400	2,400	2,400	2,400
7520	Projects	-	-	7,500	-
7611	Principal	5,000	5,000	5,000	5,000
7612	Interest Payment	11,050	10,400	10,250	10,400
7613	Paying Agent Fees	-	500	500	500
Total Expenditures		18,714	18,564	25,914	18,564
4612	Lydia Lane Sewer Assessment	17,800	17,800	17,800	17,800
5601	Interest	640	600	900	800
5606	Unrealized Investment Gain/Loss	(57)	-	-	-
Total Revenue		18,383	18,400	18,700	18,600
Increase (Decrease) in Fund Balance		(331)	(164)	(7,214)	36
Beginning Fund Balance		86,409	85,595	86,078	78,864
Ending Fund Balance		86,078	85,431	78,864	78,900

Fund Balance Includes:

Bond Reserve Fund	12,804	12,804	12,804	12,804
-------------------	--------	--------	--------	--------

For financial reporting purposes, the Lydia Lane Sewer Assessment District Fund (No. 222) meets the definition of and is reported as an *Agency Fund*. In accordance with GASB Statement No. 34, no fund balance is reported for Agency Funds. For budgeting purposes, however, this fund is reported on a modified accrual basis to better reflect the cash position of the fund as well as debt service transactions which would otherwise be excluded from expenditures following GASB 34.

City of Clayton
Oak Street Sewer Assessment Fund 223
Proposed Budget 2016-17

Account Number	Account Name	2014-15 Actual	2015-16 Adopted Budget	2015-16 Projected	2016-17 Proposed Budget
7381	Property Tax Admin Cost	259	259	259	259
7420	Other Outside Services	1,650	1,500	1,500	1,500
7611	Principal	17,909	7,273	7,273	7,273
7612	Interest Payment	3,510	2,973	2,973	2,755
Total Expenditures		23,328	12,005	12,005	11,787
4612	Oak Street Sewer Assessment	13,160	11,746	12,920	11,528
4650	Special Assessment Payoff	9,909	-	-	-
5601	Interest	74	60	60	60
5606	Unrealized Inv. Gain/Loss	(4)	-	-	-
Total Revenue		23,139	11,806	12,980	11,588
Increase (Decrease) in Fund Balance		(189)	(199)	975	(199)
Beginning Fund Balance		3,976	3,777	3,787	4,762
Ending Fund Balance		3,787	3,578	4,762	4,563

For financial reporting purposes, the Oak Street Sewer Assessment District Fund (No. 223) meets the definition of and is reported as an *Agency Fund*. In accordance with GASB Statement No. 34, no fund balance is reported for Agency Funds. For budgeting purposes, however, this fund is reported on a modified accrual basis to better reflect the cash position of the fund as well as debt service transactions which would otherwise be excluded from expenditures following GASB 34.

City of Clayton
 Diablo Estates Benefit Assessment District Fund 231
 Proposed Budget 2016-17

Account Number	Account Name	2014-15 Actual	2015-16 Adopted Budget	2015-16 Projected	2016-17 Proposed Budget
7335	Gas & Electric Serv.	170	400	500	400
7338	Water Service	1,836	3,500	4,000	2,600
7381	Property Tax Admin Cost	270	270	270	271
7411	Professional Services Retainer (Legal)	-	-	5,000	-
7413	Special Legal Services	-	-	500	-
7419	Other Prof. Services	52,446	53,040	65,000	54,900
7420	Administrative Costs	456	456	456	456
8113	Transfer to Stormwater Fund	-	-	-	-
Total Expenditures		55,178	57,666	75,726	58,627
5601	Interest Income	465	390	800	800
5606	Unrealized Investment Gain/Loss GASB31	16	-	-	-
4611	Fiduciary Fund Assessment	75,888	77,336	77,784	79,892
Total Revenue		76,369	77,726	78,584	80,692
Increase (Decrease) in Fund Balance		21,191	20,060	2,858	22,065
Beginning Fund Balance		50,673	59,101	71,864	74,722
Ending Fund Balance		71,864	79,161	74,722	96,787

For financial reporting purposes, the Diablo Estates Benefits Assessment District Fund (No. 231) meets the definition of and is reported as an *Agency Fund*. In accordance with GASB Statement No. 34, no fund balance is reported for Agency Funds. For budgeting purposes, however, this fund is reported on a modified accrual basis to better reflect the cash position of the fund as well as debt service transactions which would otherwise be excluded from expenditures following GASB 34.

City of Clayton
 Clayton Financing Authority Fund 405
 Proposed Budget 2016-17

Account Number	Account Name	2014-15 Actual	2015-16 Adopted Budget	2015-16 Projected	2016-17 Proposed Budget
8111	Transfer to CIP Fund	-	-	-	-
Total Expenditures		-	-	-	-
5601	Interest Income	65,830	4,130	9,900	8,000
5606	Unrealized Investment Gain/Loss GASB31	(570)	-	-	-
Total Revenue		65,260	4,130	9,900	8,000
Increase (Decrease) in Fund Balance		65,260	4,130	9,900	8,000
Beginning Fund Balance		634,228	697,657	699,488	709,388
Ending Fund Balance		699,488	701,787	709,388	717,388

For financial reporting purposes, the Clayton Financing Authority Fund (No. 405) meets the definition of and is reported as an *Agency Fund*. In accordance with GASB Statement No. 34, no fund balance is reported for Agency Funds. For budgeting purposes, however, this fund is reported on a modified accrual basis to better reflect the cash position of the fund as well as debt service transactions which would otherwise be excluded from expenditures following GASB 34.

City of Clayton
 Middle School CFD 1990-1 Fund 420
 Proposed Budget 2016-17

Account Number	Account Name	2014-15 Actual	2015-16 Adopted Budget	2015-16 Projected	2016-17 Proposed Budget
7381	Property Tax Admin Cost	1,404	1,404	1,404	1,404
7419	Other Prof. Services	9,100	18,493	17,506	18,258
7420	Other Outside Services	16,452	16,452	16,452	16,452
7611	Principal	281,000	296,000	296,000	316,000
7612	Interest Expense	148,023	121,246	98,246	80,347
7613	Paying Agent Fees	740	800	765	800
7615	Property Taxes	603	603	603	603
Total Expenditures		457,322	454,998	430,976	433,864
4609	Middle School CFD 1990-1 Assessment	409,807	404,998	405,802	401,802
5601	Interest Income	2,458	1,990	2,300	2,000
5606	Unrealized Investment Gain/(Loss)	(507)	-	-	-
Total Revenue		411,758	406,988	408,102	403,802
Increase (Decrease) in Fund Balance		(45,564)	(48,010)	(22,874)	(30,062)
Beginning Fund Balance		462,915	417,229	417,351	394,477
Ending Fund Balance		417,351	369,219	394,477	364,415

For financial reporting purposes, the Middle School CFD 1990-1 Fund (No. 420) meets the definition of and is reported as an *Agency Fund*. In accordance with GASB Statement No. 34, no fund balance is reported for Agency Funds. For budgeting purposes, however, this fund is reported on a modified accrual basis to better reflect the cash position of the fund as well as debt service transactions which would otherwise be excluded from expenditures following GASB 34.

City of Clayton
 CFA 2007 Middle School Refunding Fund 422
 Proposed Budget 2016-17

Account Number	Account Name	2014-15 Actual	2015-16 Adopted Budget	2015-16 Projected	2016-17 Proposed Budget
7419	Other Prof. Services	6,416	6,502	5,956	6,044
2804	Principal Payment (CFA 2007)	305,000	315,000	315,000	325,000
7612	Interest Expense	144,027	108,140	25,784	92,119
7613	Paying Agent Fees	2,310	2,310	2,310	2,310
Total Expenditures		457,753	431,952	349,050	425,473
5606	Unrealized Investment Gain/Loss	62	-	-	-
5601	Interest Income	1,142	122,246	1,600	1,600
5701	Reimbursements/Refunds (CFD 1990-1)	-	8,812	8,266	8,354
5815	Interest on Loans/Bonds	116,193	-	119,146	73,447
1251	Principal Payment (CFD 1990-1)	281,000	296,000	296,000	316,000
Total Revenue		398,397	427,058	425,012	399,401
Increase (Decrease) in Fund Balance		(59,356)	(4,894)	75,962	(26,072)
Beginning Fund Balance		609,001	549,645	549,645	625,607
Ending Fund Balance		549,645	544,751	625,607	599,535
Fund Balance Includes:					
	CFD 1990-1 Special Tax Fund (Trustee)	206,743	206,743	177,849	150,177
	2007 CFA TAB Reserve Fund (Trustee)	251,990	251,990	251,990	251,978
	Total	458,733	458,733	429,839	402,155

For financial reporting purposes, the CFA 2007 Middle School Refunding Fund (No. 422) meets the definition of and is reported as an *Agency Fund*. In accordance with GASB Statement No. 34, no fund balance is reported for Agency Funds. For budgeting purposes, however, this fund is reported on a modified accrual basis to better reflect the cash position of the fund as well as debt service transactions which would otherwise be excluded from expenditures following GASB 34.

City of Clayton
RDA Successor Agency Private Purpose Trust Fund 615
Proposed Budget 2016-17

Account Number	Account Name	2014-15 Actual	2015-16 Adopted Budget	2015-16 Projected	2016-17 Proposed Budget
7413	Legal Services Successor Agency Fund	150	-	-	-
7419	Other Professional Services	5,400	9,000	1,700	1,200
7420	Administrative Costs	250,000	250,000	250,000	231,915
7612	Interest Expense	52,302	77,156	83,433	75,901
7613	Paying Agent Fee	-	5,365	1,980	1,980
7614	Bond Issuance Costs	569	-	-	-
8500	Extraordinary Loss / (Gain)	(137,500)	-	1,025,396	-
2601	Due to General Fund (Firestation and 2%)	-	-	376,424	475,000
2802	2014 Refunding Bonds Payable	-	325,000	325,000	330,000
Total Expenditures		170,921	666,521	2,063,933	1,115,996
4108	Redevelopment Property Tax Trust Fund Revenue	588,829	589,000	934,203	106,915
5601	Interest	14,274	5,000	20,000	10,000
5606	Unrealized Inv. Gain/Loss	(345)	-	-	-
5790	Other Revenues	22,873	11,700	11,700	11,481
Total Revenue		625,631	605,700	965,903	128,396
Increase (Decrease) in Fund Balance		454,710	(60,821)	(1,098,030)	(987,600)
Beginning Fund Balance		1,856,375	867,150	2,311,085	1,213,055
Ending Fund Balance		2,311,085	806,329	1,213,055	225,455

Fund Balance Includes:

Restricted Bond Proceeds	274,095	274,095	188,693	110,812
--------------------------	---------	---------	---------	---------

For financial reporting purposes, the RDA Successor Agency Fund (No. 615) is a Private Purpose Trust Fiduciary Fund, and is reported on a full accrual proprietary fund basis. For budgeting purposes, however, this fund is reported on a modified accrual basis to better reflect the cash position of the fund as well debt service and loan transactions, which would otherwise be excluded from expenditures/revenues following proprietary fund GAAP accounting.

City of Clayton

RDA Successor Housing Private Purpose Trust Fund 616

Proposed Budget 2016-17

Account Number	Account Name	2014-15 Actual	2014-15 Adopted Budget	2015-16 Projected	2016-17 Proposed Budget
7413	Legal Services	5,225	10,000	5,000	10,000
8500	Extraordinary Loss (DDR Obligation)	3,616,725	-	-	-
Total Expenditures		3,621,950	10,000	5,000	10,000
4110	Program Revenues	86,400	81,400	81,400	86,400
5601	Interest	34,280	7,400	8,700	8,000
5606	Unrealized Inv. Gain/Loss	(12,462)	-	-	-
Total Revenue		108,218	88,800	90,100	94,400
Increase (Decrease) in Fund Balance		(3,513,732)	78,800	85,100	84,400
Beginning Fund Balance		4,086,110	495,755	572,378	657,478
Ending Fund Balance		572,378	574,555	657,478	741,878

For financial reporting purposes, the RDA Successor Housing Agency Fund (No. 616) is a Private Purpose Trust Fiduciary Fund, and is reported on a full accrual proprietary fund basis. For budgeting purposes, however, this fund is reported on a modified accrual basis to better reflect the cash position of the fund as well debt service and loan transactions, which would otherwise be excluded from expenditures/revenues following proprietary fund GAAP accounting.

CAPITAL IMPROVEMENT PROGRAM 2016-17

Prepared by the City Engineer

CITY OF CLAYTON

2016/17 – 2020/21

Capital Improvement Program

Presented to the City Council on
Clayton, CA
June 7, 2016

City Council

Howard Geller, Mayor
James Diaz, Vice Mayor
Julie K. Pierce
Keith Haydon
David T. Shuey

© 2009 Tele Atlas

37°58'31.74" N 121°55'49.71" W

33.203711 N 121.929936 W

Gary Napper
Rick Angrisani
Mindy Gentry
Janet Brown
Kevin Mizuno

City Manager
City Engineer
Community Development Director
City Clerk
Finance Manager

CITY OF CLAYTON
CAPITAL IMPROVEMENT PROGRAM FY 2016/17 to 2020/21

Completed and Active Projects - FY 98/99 thru 15/16

Project Number	Project Category	Project	Comp. Sched.	Comp. Actual	Original Budget	Actual Cost
10330	Streets	Overlays	99/00	99/00	\$ 570,000.00	\$ 514,000.00
10331	Streets	Slurry Seals	na	na	\$ -	included in 10330
10332	Streets	High Street Bridge	98/99	98/99	\$ 65,000.00	\$ 65,000.00
10333	Streets	Marsh Creek Road - TEA-21	99/00	02/03	\$ 1,300,000.00	\$ 1,300,000.00
10334	Parks	Community Dog Park	99/00	00/01	\$ 27,500.00	\$ 27,500.00
10335	Parks	El Molino Park	98/99	98/99	\$ 76,000.00	\$ 30,000.00
10336	Parks	Lydia Lane Park Ph. II	10/11	10/11	\$ 40,000.00	\$ 48,814.00
10337	Facilities	Keller House Preservation	05/06	05/06	\$ 219,523.00	\$ 219,523.00
10337A	Facilities	Keller House Rehabilitation	future		\$ 1,780,477.00	
10338	Facilities	Endeavor Hall	00/01	00/01	\$ 1,500,000.00	\$ 1,450,000.00
10339	Facilities	Youth Center/Gym	01/02	02/03	\$ 4,900,000.00	\$ 4,900,000.00
10340	Landscape	Marsh Creek Road Landscape	98/99	98/99	\$ 630,000.00	\$ 400,000.00
10341	Streets	Center Street Crossing	99/00	00/01	\$ 172,000.00	\$ 172,000.00
10342	GHAD	Windmill Debris Basin	98/99	98/99	\$ 75,000.00	\$ 75,000.00
10343	GHAD	Crow Debris Basin	future		\$ 100,000.00	
10344	GHAD	Obsidian Landslide	02/03	04/05	\$ -	included in 10347
10345	GHAD	Clayton Rd. Landslides	99/00	00/01	\$ 1,315,000.00	\$ 1,240,000.00
10346	GHAD	Black Diamond Landslide**	na	na	\$ -	\$ -
10347	GHAD	V-ditch Repairs	02/03	04/05	\$ 150,000.00	\$ 144,063.00
10347A	GHAD	Eagle Peak Slope Repair	future		\$ 1,125,000.00	
10348	GHAD	Keller Ridge Drive Area Slope Repair	future		\$ 50,000.00	
10349	GHAD	Community Park Slide Repair	future		\$ 100,000.00	
10350	Facilities	Downtown Elec. Conn.	99/00	99/00	\$ 25,000.00	\$ 40,000.00
10351	Facilities	Fire Station	00/01	00/01	\$ 1,680,000.00	\$ 1,610,000.00
10352	Landscape	Library Landscaping	00/01	02/03	\$ 157,000.00	\$ 194,000.00
10353	Streets	Downtown Revitalization	00/01	01/02	\$ 2,000,000.00	\$ 3,003,500.00
10354	Streets	Four Oaks Area	01/02	01/02	\$ 175,000.00	\$ 237,700.00
10355	Streets	Oak Street Bridge	00/01	00/01	\$ 60,000.00	\$ 62,000.00
10356	Landscape	Westwood Open Space	01/02	01/02	\$ 205,000.00	\$ 166,000.00
10357	Facilities	Old City Hall Renovation	98/99	98/99	\$ 80,000.00	\$ 72,000.00
10358	Facilities	Grove Property Acquisition	99/00	99/00	\$ 500,000.00	\$ 500,000.00
10359	Facilities	Endeavor Hall Parking I	00/01	01/02	\$ 107,000.00	\$ 108,000.00
10360	Facilities	Endeavor Hall Parking II	07/08	07/08	\$ 150,000.00	\$ 165,500.76
10361	Facilities	Stanley Property Acquisition**	13/14		\$ 325,000.00	\$ -
10362	Facilities	Stanley Property Parking**	future		\$ -	\$ -
10363	Facilities	Corp. Yard Expansion	99/00	03/04	\$ 483,000.00	\$ 589,720.00
10364	Streets	Downtown Signage**	na	na	\$ -	\$ -
10365	Facilities	Library Parking Expansion	00/01	01/02	\$ -	included in 10352
10366	Facilities	Police Parking Expansion	01/02	03/04	\$ -	included in 10363
10367	Parks	Downtown Park	07/08	07/08	\$ 1,387,018.00	\$ 2,100,000.00
10368	Parks	City Hall Park**	na	na	\$ -	\$ -
10369	Streets	Marsh Creek Road Narrowing**	na	na	\$ -	\$ -
10370	Creeks	Creek Revitalization	future		\$ 3,000,000.00	
10371	Streets	Survey Monuments	02/03	04/05	\$ 30,000.00	\$ 30,000.00
10372	Streets	Traffic Signal Modifications	99/00	00/01	\$ 10,000.00	\$ 9,900.00
10373	Streets	Peacock Creek Dr. Signal	01/02	02/03	\$ 175,000.00	\$ 155,000.00
10374	Parks	North Valley Park	99/00	00/01	\$ 50,000.00	\$ 45,000.00
10375	Parks	Samuel Ct. Park	future		\$ 75,000.00	
10376	Facilities	Equestrian Staging Area	99/00	01/02	\$ 140,000.00	\$ 140,000.00
10377	Streets	DVMS - Right Turn Lane	01/02	01/02	\$ 42,000.00	\$ 51,100.00
10378	Streets	Keller Ridge Drive Planters	99/00	00/01	\$ 100,000.00	\$ 100,000.00
10379	Streets	Pine Hollow Road - Upgrade	future		\$ 300,000.00	
10380	Parks	Community Park - Rt. Turn Lane**	na	na	\$ -	\$ -
10381	Parks	Bocce Ball Courts**	05/06		\$ 100,000.00	\$ 43,431.00
10382	GHAD	Inclinometers	00/01	00/01	\$ 60,000.00	\$ 50,000.00
10383	GHAD	Keller Drive Subdrain	99/00	99/00	\$ 5,000.00	\$ 5,000.00
10384	Streets	Mitchell Canyon Rd. Overlay	00/01	04/05	\$ 145,000.00	\$ 125,000.00
10385	Parks	Community Park Tot Lot Upgrade	02/03	04/05	\$ 75,000.00	\$ 112,496.00
10386	GHAD	Wells (cancelled)	na	na	\$ -	\$ -
10387	Streets	Pavement Rehab 2002/03	02/03	02/03	\$ 1,000,000.00	\$ 994,000.00
10388	Streets	Pavement Rehab 2003/04**	na	na	\$ -	\$ -
10389	Streets	Pavement Rehab 2004	04/05	04/05	\$ 525,000.00	\$ 557,650.00

Completed and Active Projects - FY 98/99 thru 15/16

Project Number	Project Category	Project	Comp. Sched.	Comp. Actual	Original Budget	Actual Cost
10390	Streets	Pavement Rehab 2005**	na	na	\$ 88,000.00	\$ -
10391	Streets	Pavement Rehab 2006	06/07	06/07	\$ 1,188,000.00	\$ 1,119,052.00
10392	Sewers	Oak - High Street	02/03	03/04	\$ 320,000.00	\$ 384,718.00
10393	Parks	Skateboard Park	future		\$ 750,000.00	
10394	Streets	Handicap Ramps - RDA Area	05/06	05/06	\$ 65,000.00	\$ 60,132.00
10394A	Streets	ADA Compliance Program	future		\$ 500,000.00	
10395	Streets	Catch Basin Modifications	future		\$ 100,000.00	
10396	Streets	East Marsh Creek Road Signal	future		\$ 350,000.00	
10397	Streets	Utility Undergrounding	future		\$ 3,000,000.00	
10398	Streets	Clayton Rd. MCR Slurry Seal	05/06	05/06	\$ 321,000.00	\$ 235,456.00
10399	Sewers	Pine Hollow Area	future	05/06	\$ 40,000.00	\$ 141,596.00
10400	Other	Downtown Economic Development	future		\$ 1,007,063.00	
10400A	Other	Town Center Property Purchase	11/12	11/12	\$ 1,040,843.00	\$ 1,040,843.00
10401	Streets	Pedestrian Xing Signals**	05/06	na	\$ 200,000.00	\$ -
10402	Streets	Clayton Road Trail Connection	07/08	09/10	\$ 100,000.00	\$ 264,879.00
10403	Streets	Downtown Entry Signs (in 10402)	07/08	09/10	\$ 50,000.00	\$ -
10404	Streets	Marsh Creek Rd. Retaining Wall	07/08	08/09	\$ 320,000.00	\$ 319,980.17
10405	Streets	2007 Pavement Patching Project	07/08	07/08	\$ 91,327.00	\$ 128,684.22
10406	Streets	2008 Pavement Rehab Project	08/09	08/09	\$ 864,090.00	\$ 1,060,427.68
10407	Parks	Community Park Upgrades	07/08	07/08	\$ 420,000.00	\$ 465,000.00
10408	Streets	2009 Pavement Rehab Project**	09/10	09/10	\$ 402,000.00	\$ -
10409	Streets	2010 Pavement Rehab Project	10/11	10/11	\$ 842,000.00	
10410	Streets	2011 Neighborhood Street Project**	11/12	11/12	\$ -	
10411	Streets	2012 Neighborhood Street Project**	12/13	12/13	\$ -	
10412	Streets	2009 Arterial Overlay Project	09/10	09/10	\$ 575,000.00	\$ 513,460.00
10413	Parks	Community Park Parking Lot Expansion	10/11	11/12	\$ 850,000.00	\$ 1,056,717.00
10414	Streets	East Marsh Creek Rd. Upgrade**	na		\$ -	
10415	Parks	Well Renovation	09/10	09/10	\$ 25,000.00	\$ 23,895.00
10416	Streets	Marsh Creek Rd. (old) Overlay	10/11	10/11	\$ 430,300.00	\$ 378,889.40
10417	Streets	2013 Neighborhood Street Project	13/14	13/14	\$ 315,000.00	\$ 1,263,258.00
10418	Streets	2014 Neighborhood Street Project	13/14	13/14	\$ 315,000.00	included in 10417
10419	Parks	Community Park Lighting, etc.	future		\$ 4,084,000.00	
10420	Parks	School Bridge Area Improvements	future		\$ 196,030.00	
10421	Creeks	Cardinet Trail Restoration	15/16		\$ 75,000.00	
10422	Sewers	El Molino Drive Sanitary Sewer Impr.	16/17		\$ 317,758.00	
10423	Facilities	Library Upgrades	future		\$ 1,000,000.00	
10424	Streets	2015 Neighborhood Street Project	15/16		\$ 774,229.00	
10425	Streets	Collector Street Rehabilitation Project	16/17		\$ 430,000.00	
10426	Facilities	City Hall Parking Area Rehabilitation	13/14	13/14	\$ 27,000.00	\$ 27,000.00
10427	Facilities	Library Parking Lot Rehabilitation	13/14	13/14	\$ 51,000.00	\$ 51,000.00
10428	Facilities	Lydia Lane Park Parking Rehabilitation	13/14	13/14	\$ 11,000.00	\$ 11,000.00
10429	Facilities	2012 Trail Repaving Project	13/14	13/14	\$ 50,000.00	\$ 70,000.00
10430	Landscape	Clayton Road Median Landscaping	11/12	11/12	\$ 320,000.00	\$ 304,173.78
10431	Landscape	Daffodil Hill Landscaping	11/12	11/12	\$ 50,000.00	\$ 47,500.00
10432	Streets	2016 Neighborhood Street Project	16/17		\$ 969,600.00	
10433	Streets	DVMS Safety Signing	13/14	13/14	\$ 40,000.00	\$ 23,462.00
10434	Parks	CCCP Scoreboard Replacement	13/14	13/14	\$ 43,544.00	\$ 43,544.00
10435	Facilities	Library HVAC Replacement	13/14	13/14	\$ 127,547.00	\$ 127,547.00
10436	Streets	2018 Neighborhood Street Project	18/19		\$ 834,000.00	
10437	Streets	2016 Arterial Rehabilitation Project	16/17		\$ 1,200,000.00	
10438	Streets	Arterial Streetlight LED Project	15/16		\$ 41,732.00	
Total Project Costs (budget) (actual)					\$ 52,573,581.00	\$ 31,015,112.01

Red denotes completed projects

Green denotes FY 16-17 active projects

Brown denotes non-active projects used for accumulating income dedicated for future projects

**Deleted by City Council

CITY OF CLAYTON
CAPITAL IMPROVEMENT PROGRAM FY 2016/17 to 2020/21

Summary of Project Costs by Fiscal Year

**Deleted by City Council

Project Number	Project Category	Project Description	Prior Year Funding	FY 2016/17	FY 2017/18	FY 2018/19	FY 2019/20	FY 2020/21	Future Costs	Total Budget
10330	Streets	Overlays	\$ 514,000.00	\$ -	\$ -	\$ -	\$ -	\$ -	\$ -	\$ 514,000.00
10331	Streets	Slurry Seals	\$ -	\$ -	\$ -	\$ -	\$ -	\$ -	\$ -	\$ -
10332	Streets	High Street Bridge	\$ 65,000.00	\$ -	\$ -	\$ -	\$ -	\$ -	\$ -	\$ 65,000.00
10333	Streets	Marsh Creek Road - TEA-21	\$ 1,200,000.00	\$ -	\$ -	\$ -	\$ -	\$ -	\$ -	\$ 1,200,000.00
10334	Parks	Community Dog Park	\$ 27,500.00	\$ -	\$ -	\$ -	\$ -	\$ -	\$ -	\$ 27,500.00
10335	Parks	El Molino Park	\$ 30,000.00	\$ -	\$ -	\$ -	\$ -	\$ -	\$ -	\$ 30,000.00
10336	Parks	Lydia Lane Park Ph. II	\$ 48,814.00	\$ -	\$ -	\$ -	\$ -	\$ -	\$ -	\$ 48,814.00
10337	Facilities	Keller House Preservation	\$ 219,523.00	\$ -	\$ -	\$ -	\$ -	\$ -	\$ -	\$ 219,523.00
10337A	Facilities	Keller House Rehabilitation	\$ -	\$ -	\$ -	\$ -	\$ -	\$ -	\$ 1,780,477.00	\$ 1,780,477.00
10338	Facilities	Endeavor Hall	\$ 1,450,000.00	\$ -	\$ -	\$ -	\$ -	\$ -	\$ -	\$ 1,450,000.00
10339	Facilities	Youth Center/Gym	\$ 4,900,000.00	\$ -	\$ -	\$ -	\$ -	\$ -	\$ -	\$ 4,900,000.00
10340	Landscape	Marsh Creek Road Landscape	\$ 400,000.00	\$ -	\$ -	\$ -	\$ -	\$ -	\$ -	\$ 400,000.00
10341	Streets	Center Street Crossing	\$ 172,000.00	\$ -	\$ -	\$ -	\$ -	\$ -	\$ -	\$ 172,000.00
10342	GHAD	Windmill Debris Basin	\$ 75,000.00	\$ -	\$ -	\$ -	\$ -	\$ -	\$ -	\$ 75,000.00
10343	GHAD	Crow Debris Basin	\$ -	\$ -	\$ -	\$ -	\$ -	\$ -	\$ 110,000.00	\$ 110,000.00
10344	GHAD	Obsidian Landslide (in 10347)	\$ -	\$ -	\$ -	\$ -	\$ -	\$ -	\$ -	\$ -
10345	GHAD	Clayton Rd. Landslide	\$ 1,240,000.00	\$ -	\$ -	\$ -	\$ -	\$ -	\$ -	\$ 1,240,000.00
10346	GHAD	Black Diamond Landslide**	\$ -	\$ -	\$ -	\$ -	\$ -	\$ -	\$ -	\$ -
10347	GHAD	V-ditch Repairs	\$ 144,053.00	\$ -	\$ -	\$ -	\$ -	\$ -	\$ -	\$ 144,053.00
10347A	GHAD	Eagle Peak Slope Repair	\$ -	\$ -	\$ -	\$ -	\$ -	\$ -	\$ 1,250,000.00	\$ 1,250,000.00
10348	GHAD	Keller Ridge Drive Area Slope Repair	\$ -	\$ -	\$ -	\$ -	\$ -	\$ -	\$ 60,000.00	\$ 60,000.00
10349	GHAD	Community Park Slide Repair	\$ -	\$ -	\$ -	\$ -	\$ -	\$ -	\$ 110,000.00	\$ 110,000.00
10350	Facilities	Downtown Elec. Conn.	\$ 40,000.00	\$ -	\$ -	\$ -	\$ -	\$ -	\$ -	\$ 40,000.00
10351	Facilities	Fire Station	\$ 1,610,000.00	\$ -	\$ -	\$ -	\$ -	\$ -	\$ -	\$ 1,610,000.00
10352	Landscape	Library Landscaping	\$ 194,000.00	\$ -	\$ -	\$ -	\$ -	\$ -	\$ -	\$ 194,000.00
10353	Streets	Downtown Revitalization	\$ 3,003,500.00	\$ -	\$ -	\$ -	\$ -	\$ -	\$ -	\$ 3,003,500.00
10354	Streets	Four Oaks Area	\$ 237,700.00	\$ -	\$ -	\$ -	\$ -	\$ -	\$ -	\$ 237,700.00
10355	Streets	Oak Street Bridge	\$ 62,000.00	\$ -	\$ -	\$ -	\$ -	\$ -	\$ -	\$ 62,000.00
10356	Landscape	Westwood Open Space	\$ 166,000.00	\$ -	\$ -	\$ -	\$ -	\$ -	\$ -	\$ 166,000.00
10357	Facilities	Old Cry Hall Renovation	\$ 72,000.00	\$ -	\$ -	\$ -	\$ -	\$ -	\$ -	\$ 72,000.00
10358	Facilities	Grove Property Acquisition	\$ 500,000.00	\$ -	\$ -	\$ -	\$ -	\$ -	\$ -	\$ 500,000.00
10359	Facilities	Endeavor Hall Parking I	\$ 108,000.00	\$ -	\$ -	\$ -	\$ -	\$ -	\$ -	\$ 108,000.00
10360	Facilities	Endeavor Hall Parking II	\$ 165,500.76	\$ -	\$ -	\$ -	\$ -	\$ -	\$ -	\$ 165,500.76
10361	Facilities	Stanley Property**	\$ -	\$ -	\$ -	\$ -	\$ -	\$ -	\$ -	\$ -
10362	Facilities	Stanley Property Parking**	\$ -	\$ -	\$ -	\$ -	\$ -	\$ -	\$ -	\$ -
10363	Facilities	Corp. Yard Expansion	\$ 598,720.00	\$ -	\$ -	\$ -	\$ -	\$ -	\$ -	\$ 598,720.00
10364	Streets	Downtown Signage**	\$ -	\$ -	\$ -	\$ -	\$ -	\$ -	\$ -	\$ -
10365	Facilities	Library Parking Expansion	\$ -	\$ -	\$ -	\$ -	\$ -	\$ -	\$ -	\$ -
10366	Facilities	Police Parking Expansion	\$ -	\$ -	\$ -	\$ -	\$ -	\$ -	\$ -	\$ -
10367	Parks	Downtown Park	\$ 2,009,700.00	\$ -	\$ -	\$ -	\$ -	\$ -	\$ -	\$ 2,009,700.00
10368	Parks	City Hall Park**	\$ -	\$ -	\$ -	\$ -	\$ -	\$ -	\$ -	\$ -
10369	Streets	Marsh Creek Road Narrowing**	\$ -	\$ -	\$ -	\$ -	\$ -	\$ -	\$ -	\$ -
10370	Creeks	Creek Revitalization	\$ -	\$ -	\$ -	\$ -	\$ -	\$ -	\$ 3,000,000.00	\$ 3,000,000.00
10371	Streets	Survey Monuments	\$ 30,000.00	\$ -	\$ -	\$ -	\$ -	\$ -	\$ -	\$ 30,000.00
10372	Streets	Traffic Signal Modifications	\$ 9,900.00	\$ -	\$ -	\$ -	\$ -	\$ -	\$ -	\$ 9,900.00
10373	Streets	Pescocock Creek Dr. Signal	\$ 155,000.00	\$ -	\$ -	\$ -	\$ -	\$ -	\$ -	\$ 155,000.00
10374	Parks	North Valley Park	\$ 45,000.00	\$ -	\$ -	\$ -	\$ -	\$ -	\$ -	\$ 45,000.00
10375	Parks	Samuel Ct. Park	\$ -	\$ -	\$ -	\$ -	\$ -	\$ -	\$ 85,000.00	\$ 85,000.00
10376	Facilities	Equestrian Staging Area	\$ 140,000.00	\$ -	\$ -	\$ -	\$ -	\$ -	\$ -	\$ 140,000.00
10377	Streets	DVMS - Right Turn Lane	\$ 51,100.00	\$ -	\$ -	\$ -	\$ -	\$ -	\$ -	\$ 51,100.00
10378	Streets	Keller Ridge Drive Planters	\$ 100,000.00	\$ -	\$ -	\$ -	\$ -	\$ -	\$ -	\$ 100,000.00
10379	Streets	Pine Hollow Road - Upgrade	\$ -	\$ -	\$ -	\$ -	\$ -	\$ -	\$ 325,000.00	\$ 325,000.00
10380	Parks	Community Park - Rt. Turn Lane**	\$ -	\$ -	\$ -	\$ -	\$ -	\$ -	\$ -	\$ -
10381	Parks	Booze Ball Courts	\$ 43,431.00	\$ -	\$ -	\$ -	\$ -	\$ -	\$ -	\$ 43,431.00
10382	GHAD	Inclinometers	\$ 50,000.00	\$ -	\$ -	\$ -	\$ -	\$ -	\$ -	\$ 50,000.00
10383	GHAD	Keller Ridge Drive Subdrain	\$ 5,000.00	\$ -	\$ -	\$ -	\$ -	\$ -	\$ -	\$ 5,000.00
10384	Streets	Mitchell Canyon Rd. Overlay	\$ 125,000.00	\$ -	\$ -	\$ -	\$ -	\$ -	\$ -	\$ 125,000.00
10385	Parks	Community Park Tot Lot Upgrade	\$ 112,496.00	\$ -	\$ -	\$ -	\$ -	\$ -	\$ -	\$ 112,496.00
10386	GHAD	Wells**	\$ -	\$ -	\$ -	\$ -	\$ -	\$ -	\$ -	\$ -
10387	Streets	Pavement Rehab 2002/03	\$ 994,000.00	\$ -	\$ -	\$ -	\$ -	\$ -	\$ -	\$ 994,000.00
10388	Streets	Pavement Rehab 2002/04	\$ -	\$ -	\$ -	\$ -	\$ -	\$ -	\$ -	\$ -
10389	Streets	Pavement Rehab 2004	\$ 537,650.00	\$ -	\$ -	\$ -	\$ -	\$ -	\$ -	\$ 537,650.00
10390	Streets	Pavement Rehab 2005**	\$ -	\$ -	\$ -	\$ -	\$ -	\$ -	\$ -	\$ -
10391	Streets	Pavement Rehab 2006	\$ 11,190,552.00	\$ -	\$ -	\$ -	\$ -	\$ -	\$ -	\$ 11,190,552.00
10392	Sewers	Oak - High Street	\$ 384,718.00	\$ -	\$ -	\$ -	\$ -	\$ -	\$ -	\$ 384,718.00
10393	Parks	Skateboard Park	\$ -	\$ -	\$ -	\$ -	\$ -	\$ -	\$ 750,000.00	\$ 750,000.00
10394	Streets	Handicap Ramps - RDA Area	\$ 60,182.00	\$ -	\$ -	\$ -	\$ -	\$ -	\$ -	\$ 60,182.00
10394A	Streets	ADA Compliance Program	\$ 16,787.00	\$ 6,000.00	\$ 6,000.00	\$ 6,000.00	\$ 6,000.00	\$ 6,000.00	\$ 453,213.00	\$ 500,000.00
10395	Streets	Catch Basin Modifications	\$ -	\$ -	\$ -	\$ -	\$ -	\$ -	\$ 100,000.00	\$ 100,000.00
10396	Streets	East Marsh Creek Road Signal	\$ -	\$ -	\$ -	\$ -	\$ -	\$ -	\$ 350,000.00	\$ 350,000.00
10397	Streets	Utility Undergrounding	\$ 278,688.00	\$ 21,000.00	\$ 21,000.00	\$ 21,000.00	\$ 21,000.00	\$ 21,000.00	\$ 2,616,312.00	\$ 3,000,000.00
10398	Streets	Clayton Rd. MCR Shurry Seal	\$ 235,456.00	\$ -	\$ -	\$ -	\$ -	\$ -	\$ -	\$ 235,456.00
10399	Sewers	Pine Hollow Area	\$ 141,596.00	\$ -	\$ -	\$ -	\$ -	\$ -	\$ -	\$ 141,596.00

Summary of Project Costs by Fiscal Year

**Deleted by City Council

Project Number	Project Category	Project Description	Prior Year Funding	FY 2016/17	FY 2017/18	FY 2018/19	FY 2019/20	FY 2020/21	Future Costs	Total Budget
10400	Other	Downtown Economic Development	\$ 1,021,486.00	\$ -	\$ -	\$ -	\$ -	\$ -	\$ -	\$ 1,021,486.00
10400A	Other	Town Center Property Purchase	\$ 1,040,843.00	\$ -	\$ -	\$ -	\$ -	\$ -	\$ -	\$ 1,040,843.00
10401	Streets	Pedestrian Xing Signals**	\$ -	\$ -	\$ -	\$ -	\$ -	\$ -	\$ -	\$ -
10402	Streets	Clayton Road Trail Connection	\$ 264,879.00	\$ -	\$ -	\$ -	\$ -	\$ -	\$ -	\$ 264,879.00
10403	Streets	Downtown Entry Signage (in 10402)	\$ -	\$ -	\$ -	\$ -	\$ -	\$ -	\$ -	\$ -
10404	Streets	Marsh Creek Rd. Retaining Wall	\$ 319,980.17	\$ -	\$ -	\$ -	\$ -	\$ -	\$ -	\$ 319,980.17
10405	Streets	2007 Pavement Patching Project	\$ 128,684.22	\$ -	\$ -	\$ -	\$ -	\$ -	\$ -	\$ 128,684.22
10406	Streets	2008 Pavement Rehab Project	\$ 1,060,427.62	\$ -	\$ -	\$ -	\$ -	\$ -	\$ -	\$ 1,060,427.62
10407	Streets	Clayton Road Trail Connection	\$ 465,000.00	\$ -	\$ -	\$ -	\$ -	\$ -	\$ -	\$ 465,000.00
10408	Streets	2009 Pavement Rehab Project**	\$ -	\$ -	\$ -	\$ -	\$ -	\$ -	\$ -	\$ -
10409	Streets	2010 Pavement Rehab Project	\$ tbd	\$ -	\$ -	\$ -	\$ -	\$ -	\$ -	\$ -
10410	Streets	2011 Neighborhood Street Project**	\$ -	\$ -	\$ -	\$ -	\$ -	\$ -	\$ -	\$ -
10411	Streets	2012 Neighborhood Street Project**	\$ -	\$ -	\$ -	\$ -	\$ -	\$ -	\$ -	\$ -
10412	Streets	2009 Arterial Overlay Project	\$ 513,460.00	\$ -	\$ -	\$ -	\$ -	\$ -	\$ -	\$ 513,460.00
10413	Parks	Community Park Parking Lot Exp.	\$ 1,056,717.00	\$ -	\$ -	\$ -	\$ -	\$ -	\$ -	\$ 1,056,717.00
10414	Streets	East Marsh Creek Rd. Upgrade**	\$ 43,000.00	\$ -	\$ -	\$ -	\$ -	\$ -	\$ -	\$ 43,000.00
10415	Parks	Well Renovation	\$ 23,895.00	\$ -	\$ -	\$ -	\$ -	\$ -	\$ -	\$ 23,895.00
10416	Streets	Marsh Creek Rd. (old) Overlay	\$ 430,300.00	\$ -	\$ -	\$ -	\$ -	\$ -	\$ -	\$ 430,300.00
10417	Streets	2013 Neighborhood Street Project	\$ 1,263,258.00	\$ -	\$ -	\$ -	\$ -	\$ -	\$ -	\$ 1,263,258.00
10418	Streets	2014 Neighborhood Street Project	\$ -	\$ -	\$ -	\$ -	\$ -	\$ -	\$ -	\$ -
10419	Parks	Community Park Lighting, etc.	\$ -	\$ -	\$ -	\$ -	\$ -	\$ -	\$ 4,084,000.00	\$ 4,084,000.00
10420	Parks	School Bridge Area Improvements	\$ -	\$ -	\$ -	\$ -	\$ -	\$ -	\$ 196,030.00	\$ 196,030.00
10421	Creeks	Cardinet Trail Restoration	\$ 75,000.00	\$ -	\$ -	\$ -	\$ -	\$ -	\$ -	\$ 75,000.00
10422	Sewers	El Molino Drive Sanitary Sewer Impr.	\$ 55,660.00	\$ 307,800.00	\$ -	\$ -	\$ -	\$ -	\$ -	\$ 362,800.00
10423	Facilities	Library Upgrades	\$ -	\$ -	\$ -	\$ -	\$ -	\$ -	\$ 1,000,000.00	\$ 1,000,000.00
10424	Streets	2015 Neighborhood Street Project	\$ 774,229.00	\$ -	\$ -	\$ -	\$ -	\$ -	\$ -	\$ 774,229.00
10425	Streets	Collector Street Rehabilitation Project	\$ -	\$ 430,000.00	\$ -	\$ -	\$ -	\$ -	\$ -	\$ 430,000.00
10426	Facilities	City Hall Parking Area Rehabilitation	\$ 27,000.00	\$ -	\$ -	\$ -	\$ -	\$ -	\$ -	\$ 27,000.00
10427	Facilities	Library Parking Lot Rehabilitation	\$ 51,000.00	\$ -	\$ -	\$ -	\$ -	\$ -	\$ -	\$ 51,000.00
10428	Facilities	Lydia Lane Park Parking Rehabilitation	\$ 11,000.00	\$ -	\$ -	\$ -	\$ -	\$ -	\$ -	\$ 11,000.00
10429	Facilities	2012 Trail Repaving Project	\$ 70,000.00	\$ -	\$ -	\$ -	\$ -	\$ -	\$ -	\$ 70,000.00
10430	Landscape	Clayton Road Median Landscaping	\$ 320,000.00	\$ -	\$ -	\$ -	\$ -	\$ -	\$ -	\$ 320,000.00
10431	Landscape	Daffodil Hill Landscaping	\$ 50,000.00	\$ -	\$ -	\$ -	\$ -	\$ -	\$ -	\$ 50,000.00
10432	Streets	2016 Neighborhood Street Project	\$ 552,600.00	\$ 1,054,265.00	\$ -	\$ -	\$ -	\$ -	\$ -	\$ 1,606,865.00
10433	Streets	DVMS Safety Signing	\$ 23,462.00	\$ -	\$ -	\$ -	\$ -	\$ -	\$ -	\$ 23,462.00
10434	Parks	CCCP Scoreboard Replacement	\$ 46,244.00	\$ -	\$ -	\$ -	\$ -	\$ -	\$ -	\$ 46,244.00
10435	Facilities	Library HVAC Replacement	\$ 127,547.00	\$ -	\$ -	\$ -	\$ -	\$ -	\$ -	\$ 127,547.00
10436	Streets	2018 Neighborhood Street Project	\$ -	\$ -	\$ 428,091.00	\$ 394,730.00	\$ -	\$ -	\$ -	\$ 822,821.00
10437	Streets	2016 Arterial Rehabilitation Project	\$ -	\$ 1,200,000.00	\$ -	\$ -	\$ -	\$ -	\$ -	\$ 1,200,000.00
10438	Streets	Arterial Streetlight LED Project	\$ 41,732.00	\$ -	\$ -	\$ -	\$ -	\$ -	\$ -	\$ 41,732.00
Cost Totals			\$ 43,916,320.77	\$ 3,019,065.00	\$ 455,091.00	\$ 421,730.00	\$ 27,000.00	\$ 27,000.00	\$ 16,270,032.00	\$ 64,136,238.77

Red denotes completed projects
 Green denotes active projects funded in FY 16/17
 Blue denotes active projects funded prior to FY 16/17
 Brown denotes non-active projects used for accumulating income dedicated for future projects
 ** Deleted by City Council

CITY OF CLAYTON
CAPITAL IMPROVEMENT PROGRAM FY 2016/17 to 2020/21

Budget Cost by Funding Source - FY 2016/17

Fund Name			Carry Forward	Gas Tax	Fed. Funds	Measure J	Community Fac. Fee	Offsite Arterial Fee	PG&E Rule 20A	16/17 Project Totals
Fund Balance as of 6/30/16			\$	101,270	\$ -	\$ -	\$ 5,124	\$ 73,458	\$ -	
Estimated Revenue thru FY 16/17			\$	305,000	\$ 385,000	\$ 1,993,236	\$ -	\$ -	\$ 21,000	
Estimated non-CIP Expenses in FY 16/17			\$	(137,270)	\$ -	\$ (2,000)	\$ -	\$ -	\$ -	
Funds Available for CIP in FY 16/17			\$	269,000	\$ 385,000	\$ 1,991,236	\$ 5,124	\$ 73,458	\$ 21,000	
#	Category	Project								
10337A	Facilities	Keller House Rehabilitation	\$ -	\$ -	\$ -	\$ -	\$ -	\$ -	\$ -	\$ -
10343	GHAD	Crow Debris Basin	\$ -	\$ -	\$ -	\$ -	\$ -	\$ -	\$ -	\$ -
10347A	GHAD	Eagle Peak Slope Repairs	\$ -	\$ -	\$ -	\$ -	\$ -	\$ -	\$ -	\$ -
10348	GHAD	Keller Ridge Drive Area Slope Repair	\$ -	\$ -	\$ -	\$ -	\$ -	\$ -	\$ -	\$ -
10349	GHAD	Community Park Slide Repair	\$ -	\$ -	\$ -	\$ -	\$ -	\$ -	\$ -	\$ -
10361	Facilities	Stanley Property	\$ -	\$ -	\$ -	\$ -	\$ -	\$ -	\$ -	\$ -
10370	Creeks	Creek Revitalization	\$ -	\$ -	\$ -	\$ -	\$ -	\$ -	\$ -	\$ -
10375	Parks	Samuel Ct. Park	\$ -	\$ -	\$ -	\$ -	\$ -	\$ -	\$ -	\$ -
10379	Streets	Pine Hollow Road - Upgrade	\$ -	\$ -	\$ -	\$ -	\$ -	\$ -	\$ -	\$ -
10393	Parks	Skateboard Park	\$ -	\$ -	\$ -	\$ -	\$ -	\$ -	\$ -	\$ -
10394A	Streets	ADA Compliance Program	\$ 16,787	\$ 6,000	\$ -	\$ -	\$ -	\$ -	\$ -	\$ 6,000
10395	Streets	Catch Basin Modifications	\$ -	\$ -	\$ -	\$ -	\$ -	\$ -	\$ -	\$ -
10396	Streets	East Marsh Creek Road Signal	\$ -	\$ -	\$ -	\$ -	\$ -	\$ -	\$ -	\$ -
10397	Streets	Utility Undergrounding	\$ 404,000	\$ -	\$ -	\$ -	\$ -	\$ -	\$ 21,000	\$ 21,000
10400	Other	Downtown Economic Development	\$ 1,021,486	\$ -	\$ -	\$ -	\$ -	\$ -	\$ -	\$ -
10419	Parks	Community Park Lighting, etc.	\$ -	\$ -	\$ -	\$ -	\$ -	\$ -	\$ -	\$ -
10421	Creeks	Cardinet Trail Renovation	\$ 75,000	\$ -	\$ -	\$ -	\$ -	\$ -	\$ -	\$ -
10422	Sewers	El Molino Drive Sanitary Sewer Impr.	\$ 315,000	\$ -	\$ -	\$ -	\$ -	\$ -	\$ -	\$ -
10423	Facilities	Library Upgrades	\$ -	\$ -	\$ -	\$ -	\$ -	\$ -	\$ -	\$ -
10425	Streets	Collector Street Rehabilitation Project	\$ 45,000	\$ 30,000	\$ 385,000	\$ -	\$ -	\$ -	\$ -	\$ 415,000
10432	Streets	2016 Neighborhood Street Project	\$ -	\$ 233,000	\$ -	\$ 791,236	\$ -	\$ -	\$ -	\$ 1,024,236
10436	Streets	2018 Neighborhood Street Project	\$ -	\$ -	\$ -	\$ -	\$ -	\$ -	\$ -	\$ -
10437	Streets	2016 Arterial Rehabilitation Project	\$ -	\$ -	\$ -	\$ 1,200,000	\$ -	\$ -	\$ -	\$ 1,200,000
10438	Streets	Arterial Streetlight LED Project	\$ 41,732	\$ -	\$ -	\$ -	\$ -	\$ -	\$ -	\$ -
Total CIP Expenditures in FY 16/17			\$	269,000	\$ 385,000	\$ 1,991,236	\$ -	\$ -	\$ 21,000	\$ 2,666,236
Fund Balance as of June 30, 2017			\$	-	\$ -	\$ -	\$ 5,124	\$ 73,458	\$ -	

Red denotes projects completed in FY 15/16

Green denotes active projects funded in FY 16/17

Blue denotes active projects funded prior to FY 16/17

Brown denotes non-active projects used for accumulating income dedicated for future projects

**CITY OF CLAYTON
CAPITAL IMPROVEMENT PROGRAM FY 2016/17 to 2020/21**

Budget Cost by Funding Source - FY 2017/18

Fund Name			Carry Forward	Gas Tax	Fed. Funds	Measure J	Community Fac. Fee	Offsite Arterial Fee	PG&E Rule 20A	17/18 Project Totals
Fund Balance as of 6/30/17				\$ 33,361	\$ -	\$ -	\$ 5,124	\$ 73,458	\$ -	
Estimated Revenue thru FY 17/18				\$ 305,000	\$ -	\$ 235,000	\$ -	\$ -	\$ 21,000	
Estimated non-CIP Expenses in FY 17/18				\$ (137,270)	\$ -	\$ (2,000)	\$ -	\$ -	\$ -	
Funds Available for CIP in FY 17/18				\$ 201,091	\$ -	\$ 233,000	\$ 5,124	\$ 73,458	\$ 21,000	
#	Category	Project								
10337A	Facilities	Keller House Rehabilitation	\$ -	\$ -	\$ -	\$ -	\$ -	\$ -	\$ -	\$ -
10343	GHAD	Crow Debris Basin	\$ -	\$ -	\$ -	\$ -	\$ -	\$ -	\$ -	\$ -
10347A	GHAD	Eagle Peak Slope Repairs	\$ -	\$ -	\$ -	\$ -	\$ -	\$ -	\$ -	\$ -
10348	GHAD	Keller Ridge Drive Area Slope Repair	\$ -	\$ -	\$ -	\$ -	\$ -	\$ -	\$ -	\$ -
10349	GHAD	Community Park Slide Repair	\$ -	\$ -	\$ -	\$ -	\$ -	\$ -	\$ -	\$ -
10361	Facilities	Stanley Property	\$ -	\$ -	\$ -	\$ -	\$ -	\$ -	\$ -	\$ -
10370	Creeks	Creek Revitalization	\$ -	\$ -	\$ -	\$ -	\$ -	\$ -	\$ -	\$ -
10375	Parks	Samuel Ct. Park	\$ -	\$ -	\$ -	\$ -	\$ -	\$ -	\$ -	\$ -
10379	Streets	Pine Hollow Road - Upgrade	\$ -	\$ -	\$ -	\$ -	\$ -	\$ -	\$ -	\$ -
10393	Parks	Skateboard Park	\$ -	\$ -	\$ -	\$ -	\$ -	\$ -	\$ -	\$ -
10394A	Streets	ADA Compliance Program	\$ 22,590	\$ 6,000	\$ -	\$ -	\$ -	\$ -	\$ -	\$ 6,000
10395	Streets	Catch Basin Modifications	\$ -	\$ -	\$ -	\$ -	\$ -	\$ -	\$ -	\$ -
10396	Streets	East Marsh Creek Road Signal	\$ -	\$ -	\$ -	\$ -	\$ -	\$ -	\$ -	\$ -
10397	Streets	Utility Undergrounding	\$ 425,000	\$ -	\$ -	\$ -	\$ -	\$ -	\$ 21,000	\$ 21,000
10400	Other	Downtown Economic Development	\$ 1,021,486	\$ -	\$ -	\$ -	\$ -	\$ -	\$ -	\$ -
10419	Parks	Community Park Lighting, etc.	\$ -	\$ -	\$ -	\$ -	\$ -	\$ -	\$ -	\$ -
10422	Sewers	El Molino Drive Sanitary Sewer Impr.	\$ 362,800	\$ -	\$ -	\$ -	\$ -	\$ -	\$ -	\$ -
10423	Facilities	Library Upgrades	\$ -	\$ -	\$ -	\$ -	\$ -	\$ -	\$ -	\$ -
10425	Streets	Collector Street Rehabilitation Project	\$ 505,000	\$ -	\$ -	\$ -	\$ -	\$ -	\$ -	\$ -
10432	Streets	2016 Neighborhood Street Project	\$ 1,024,000	\$ -	\$ -	\$ -	\$ -	\$ -	\$ -	\$ -
10436	Streets	2018 Neighborhood Street Project	\$ -	\$ 195,091	\$ -	\$ 233,000	\$ -	\$ -	\$ -	\$ 428,091
Total CIP Expenditures in FY 17/18			\$ -	\$ 201,091	\$ -	\$ 233,000	\$ -	\$ -	\$ 21,000	\$ 455,091
Fund Balance as of June 30, 2018			\$ -	\$ -	\$ -	\$ -	\$ 5,124	\$ 73,458	\$ -	\$ -

Page 113

Red denotes projects completed in FY 16/17

Green denotes active projects funded in FY 17/18

Blue denotes active projects funded prior to FY 17/18

Brown denotes non-active projects used for accumulating income dedicated for future projects

CITY OF CLAYTON
CAPITAL IMPROVEMENT PROGRAM FY 2016/17 to 2020/21

Budget Cost by Funding Source - FY 2018/19

Fund Name			Carry Forward	Gas Tax	511 Grant	Measure J	Community Fac. Fee	Offsite Arterial Fee	PG&E Rule 20A	18/19 Project Totals
Fund Balance as of 6/30/18				\$ -	\$ -	\$ -	\$ 5,124	\$ 73,458	\$ -	
Estimated Revenue thru FY 18/19				\$ 305,000	\$ -	\$ 235,000	\$ -	\$ -	\$ 21,000	
Estimated non-CIP Expenses in FY 18/19				\$ (137,270)	\$ -	\$ (2,000)	\$ -	\$ -	\$ -	
Funds Available for CIP in FY 18/19				\$ 167,730	\$ -	\$ 233,000	\$ 5,124	\$ 73,458	\$ 21,000	
#	Category	Project								
10337A	Facilities	Keller House Rehabilitation	\$ -	\$ -	\$ -	\$ -	\$ -	\$ -	\$ -	\$ -
10343	GHAD	Crow Debris Basin	\$ -	\$ -	\$ -	\$ -	\$ -	\$ -	\$ -	\$ -
10347A	GHAD	Eagle Peak Slope Repairs	\$ -	\$ -	\$ -	\$ -	\$ -	\$ -	\$ -	\$ -
10348	GHAD	Keller Ridge Drive Area Slope Repair	\$ -	\$ -	\$ -	\$ -	\$ -	\$ -	\$ -	\$ -
10349	GHAD	Community Park Slide Repair	\$ -	\$ -	\$ -	\$ -	\$ -	\$ -	\$ -	\$ -
10370	Creeks	Creek Revitalization	\$ -	\$ -	\$ -	\$ -	\$ -	\$ -	\$ -	\$ -
10375	Parks	Samuel Ct. Park	\$ -	\$ -	\$ -	\$ -	\$ -	\$ -	\$ -	\$ -
10379	Streets	Pine Hollow Road - Upgrade	\$ -	\$ -	\$ -	\$ -	\$ -	\$ -	\$ -	\$ -
10393	Parks	Skateboard Park	\$ -	\$ -	\$ -	\$ -	\$ -	\$ -	\$ -	\$ -
10394A	Streets	ADA Compliance Program	\$ 28,590	\$ 6,000	\$ -	\$ -	\$ -	\$ -	\$ -	\$ 6,000
10395	Streets	Catch Basin Modifications	\$ -	\$ -	\$ -	\$ -	\$ -	\$ -	\$ -	\$ -
10396	Streets	East Marsh Creek Road Signal	\$ -	\$ -	\$ -	\$ -	\$ -	\$ -	\$ -	\$ -
10397	Streets	Utility Undergrounding	\$ 446,000	\$ -	\$ -	\$ -	\$ -	\$ -	\$ 21,000	\$ 21,000
10400	Other	Downtown Economic Development	\$ 1,021,486	\$ -	\$ -	\$ -	\$ -	\$ -	\$ -	\$ -
10414	Streets	East Marsh Creek Rd. Upgrade	\$ -	\$ -	\$ -	\$ -	\$ -	\$ -	\$ -	\$ -
10419	Parks	Community Park Lighting, etc.	\$ -	\$ -	\$ -	\$ -	\$ -	\$ -	\$ -	\$ -
10423	Facilities	Library Upgrades	\$ -	\$ -	\$ -	\$ -	\$ -	\$ -	\$ -	\$ -
10421	Creeks	Cardinet Trail Restoration	\$ -	\$ -	\$ -	\$ -	\$ -	\$ -	\$ -	\$ -
10436	Streets	2018 Neighborhood Street Project	\$ 428,091	\$ 161,730	\$ -	\$ 233,000	\$ -	\$ -	\$ -	\$ 394,730
Total CIP Expenditures in FY 18/19				\$ 167,730	\$ -	\$ 233,000	\$ -	\$ -	\$ 21,000	\$ 421,730
Fund Balance as of June 30, 2019				\$ -	\$ -	\$ -	\$ 5,124	\$ 73,458	\$ -	

Page 114

Red denotes projects completed in FY 17/18

Green denotes active projects funded in FY 18/19

Blue denotes active projects funded prior to FY 18/19

Brown denotes non-active projects used for accumulating income dedicated for future projects

**CITY OF CLAYTON
CAPITAL IMPROVEMENT PROGRAM FY 2016/17 to 2020/21**

Budget Cost by Funding Source - FY 2019/20

Fund Name			Carry Forward	Gas Tax	511 Grant	Measure J	Community Fac. Fee	Offsite Arterial Fee	PG&E Rule 20A	19/20 Project Totals
Fund Balance as of 6/30/19				\$ -	\$ -	\$ -	\$ 5,124	\$ 73,458	\$ -	
Estimated Revenue thru FY 19/20				\$ 305,000	\$ -	\$ 235,000	\$ -	\$ -	\$ 21,000	
Estimated non-CIP Expenses in FY 19/20				\$ (137,270)	\$ -	\$ (2,000)	\$ -	\$ -	\$ -	
Funds Available for CIP in FY 19/20				\$ 167,730	\$ -	\$ 233,000	\$ 5,124	\$ 73,458	\$ 21,000	
#	Category	Project								
10337A	Facilities	Keller House Rehabilitation	\$ -	\$ -	\$ -	\$ -	\$ -	\$ -	\$ -	\$ -
10343	GHAD	Crow Debris Basin	\$ -	\$ -	\$ -	\$ -	\$ -	\$ -	\$ -	\$ -
10347A	GHAD	Eagle Peak Slope Repairs	\$ -	\$ -	\$ -	\$ -	\$ -	\$ -	\$ -	\$ -
10348	GHAD	Keller Ridge Drive Area Slope Repair	\$ -	\$ -	\$ -	\$ -	\$ -	\$ -	\$ -	\$ -
10349	GHAD	Community Park Slide Repair	\$ -	\$ -	\$ -	\$ -	\$ -	\$ -	\$ -	\$ -
10370	Creeks	Creek Revitalization	\$ -	\$ -	\$ -	\$ -	\$ -	\$ -	\$ -	\$ -
10375	Parks	Samuel Ct. Park	\$ -	\$ -	\$ -	\$ -	\$ -	\$ -	\$ -	\$ -
10379	Streets	Pine Hollow Road - Upgrade	\$ -	\$ -	\$ -	\$ -	\$ -	\$ -	\$ -	\$ -
10393	Parks	Skateboard Park	\$ -	\$ -	\$ -	\$ -	\$ -	\$ -	\$ -	\$ -
10394A	Streets	ADA Compliance Program	\$ 34,590	\$ 6,000	\$ -	\$ -	\$ -	\$ -	\$ -	\$ 6,000
10395	Streets	Catch Basin Modifications	\$ -	\$ -	\$ -	\$ -	\$ -	\$ -	\$ -	\$ -
10396	Streets	East Marsh Creek Road Signal	\$ -	\$ -	\$ -	\$ -	\$ -	\$ -	\$ -	\$ -
10397	Streets	Utility Undergrounding	\$ 467,000	\$ -	\$ -	\$ -	\$ -	\$ -	\$ 21,000	\$ 21,000
10400	Other	Downtown Economic Development	\$ 1,021,486	\$ -	\$ -	\$ -	\$ -	\$ -	\$ -	\$ -
10414	Streets	East Marsh Creek Rd. Upgrade	\$ -	\$ -	\$ -	\$ -	\$ -	\$ -	\$ -	\$ -
10419	Parks	Community Park Lighting, etc.	\$ -	\$ -	\$ -	\$ -	\$ -	\$ -	\$ -	\$ -
10423	Facilities	Library Upgrades	\$ -	\$ -	\$ -	\$ -	\$ -	\$ -	\$ -	\$ -
10421	Creeks	Cardinet Trail Restoration	\$ -	\$ -	\$ -	\$ -	\$ -	\$ -	\$ -	\$ -
10436	Streets	2018 Neighborhood Street Project	\$ 822,821	\$ -	\$ -	\$ -	\$ -	\$ -	\$ -	\$ -
Total CIP Expenditures in FY 19/20			\$ -	\$ 6,000	\$ -	\$ -	\$ -	\$ -	\$ 21,000	\$ 27,000
Fund Balance as of June 30, 2020				\$ 161,730	\$ -	\$ 233,000	\$ 5,124	\$ 73,458	\$ -	

Page 115

Red denotes projects completed in FY 18/19

Green denotes active projects funded in FY 19/20

Blue denotes active projects funded prior to FY 19/20

Brown denotes non-active projects used for accumulating income dedicated for future projects

CITY OF CLAYTON
CAPITAL IMPROVEMENT PROGRAM FY 2016/17 to 2020/21

Budget Cost by Funding Source - FY 2020/21

Fund Name			Carry Forward	Gas Tax	511 Grant	Measure J	Community Fac. Fee	Offsite Arterial Fee	PG&E Rule 20A	20/21 Project Totals
Fund Balance as of 6/30/20				\$ 161,730	\$ -	\$ 233,000	\$ 5,124	\$ 73,458	\$ -	
Estimated Revenue thru FY 20/21				\$ 305,000	\$ -	\$ 235,000	\$ -	\$ -	\$ 21,000	
Estimated non-CIP Expenses in FY 20/21				\$ (137,270)	\$ -	\$ (2,000)	\$ -	\$ -	\$ -	
Funds Available for CIP in FY 20/21				\$ 329,460	\$ -	\$ 466,000	\$ 5,124	\$ 73,458	\$ 21,000	
#	Category	Project								
10337A	Facilities	Keller House Rehabilitation	\$ -	\$ -	\$ -	\$ -	\$ -	\$ -	\$ -	\$ -
10343	GHAD	Crow Debris Basin	\$ -	\$ -	\$ -	\$ -	\$ -	\$ -	\$ -	\$ -
10347A	GHAD	Eagle Peak Slope Repairs	\$ -	\$ -	\$ -	\$ -	\$ -	\$ -	\$ -	\$ -
10348	GHAD	Keller Ridge Drive Area Slope Repair	\$ -	\$ -	\$ -	\$ -	\$ -	\$ -	\$ -	\$ -
10349	GHAD	Community Park Slide Repair	\$ -	\$ -	\$ -	\$ -	\$ -	\$ -	\$ -	\$ -
10370	Creeks	Creek Revitalization	\$ -	\$ -	\$ -	\$ -	\$ -	\$ -	\$ -	\$ -
10375	Parks	Samuel Ct. Park	\$ -	\$ -	\$ -	\$ -	\$ -	\$ -	\$ -	\$ -
10379	Streets	Pine Hollow Road - Upgrade	\$ -	\$ -	\$ -	\$ -	\$ -	\$ -	\$ -	\$ -
10393	Parks	Skateboard Park	\$ -	\$ -	\$ -	\$ -	\$ -	\$ -	\$ -	\$ -
10394A	Streets	ADA Compliance Program	\$ 40,590	\$ 6,000	\$ -	\$ -	\$ -	\$ -	\$ -	\$ 6,000
10395	Streets	Catch Basin Modifications	\$ -	\$ -	\$ -	\$ -	\$ -	\$ -	\$ -	\$ -
10396	Streets	East Marsh Creek Road Signal	\$ -	\$ -	\$ -	\$ -	\$ -	\$ -	\$ -	\$ -
10397	Streets	Utility Undergrounding	\$ 488,000	\$ -	\$ -	\$ -	\$ -	\$ -	\$ 21,000	\$ 21,000
10400	Other	Downtown Economic Development	\$ 1,021,486	\$ -	\$ -	\$ -	\$ -	\$ -	\$ -	\$ -
10414	Streets	East Marsh Creek Rd. Upgrade	\$ -	\$ -	\$ -	\$ -	\$ -	\$ -	\$ -	\$ -
10419	Parks	Community Park Lighting, etc.	\$ -	\$ -	\$ -	\$ -	\$ -	\$ -	\$ -	\$ -
10423	Facilities	Library Upgrades	\$ -	\$ -	\$ -	\$ -	\$ -	\$ -	\$ -	\$ -
10421	Creeks	Cardinet Trail Restoration	\$ -	\$ -	\$ -	\$ -	\$ -	\$ -	\$ -	\$ -
Total CIP Expenditures in FY 20/21			\$ -	\$ 6,000	\$ -	\$ -	\$ -	\$ -	\$ 21,000	\$ 27,000
Fund Balance as of June 30, 2021				\$ 323,460	\$ -	\$ 466,000	\$ 5,124	\$ 73,458	\$ -	

Page 116

Red denotes projects completed in FY 19/20

Green denotes active projects funded in FY 20/21

Blue denotes active projects funded prior to FY 20/21

Brown denotes non-active projects used for accumulating income dedicated for future projects

CITY OF CLAYTON
CAPITAL IMPROVEMENT PROGRAM FY 2016/17 to 2020/21

* Completed - no project sheet included
 **Deleted by City Council

Master Index of Projects by Number

Project Number	Project Category	Project	Project Number	Project Category	Project
10330	Streets	Overlays*	10385	Parks	Community Park Tot Lot*
10331	Streets	Slurry Seals (deleted)*	10386	GHAD	Weils (cancelled)*
10332	Streets	High Street Bridge*	10387	Streets	Pavement Rehab 2002/03*
10333	Streets	Marsh Creek Road - TEA-21*	10388	Streets	Pavement Rehab 2003/04*
10334	Parks	Community Dog Park*	10389	Streets	Pavement Rehab 2004*
10335	Parks	El Molino Park*	10390	Streets	Pavement Rehab 2005**
10336	Parks	Lydia Lane Park Ph. II*	10391	Streets	Pavement Rehab 2006*
10337	Facilities	Keller House Preservation*	10392	Sewers	Oak - High Street*
10337A	Facilities	Keller House Rehabilitation	10393	Parks	Skateboard Park
10338	Facilities	Endeavor Hall*	10394	Streets	Handicap Ramps - RDA Area*
10339	Facilities	Youth Center/Gym*	10394A	Streets	ADA Compliance Program
10340	Landscape	Marsh Creek Road LS*	10395	Streets	Catch Basin Modifications
10341	Streets	Center Street Crossing*	10396	Streets	East Marsh Creek Road Signal
10342	GHAD	Windmill Debris Basin*	10397	Streets	Utility Undergrounding
10343	GHAD	Crow Debris Basin	10398	Streets	Clayton Rd. MCR Slurry Seal*
10344	GHAD	Obsidian Landslide*	10399	Sewers	Pine Hollow Area*
10345	GHAD	Clayton Rd. Landslides*	10400	Other	Downtown Economic Development
10346	GHAD	Black Diamond Landslide**	10400A	Other	Town Center Property Purchase*
10347	GHAD	V-ditch Repairs*	10401	Streets	Pedestrian Xing Signals**
10347A	GHAD	Eagle Peak Slope Repair	10402	Streets	Clayton Road Trail Connection*
10348	GHAD	Keller Ridge Slope Repair	10403	Streets	Downtown Entry Signs*
10349	GHAD	Community Park Slide Repair	10404	Streets	Marsh Creek Rd. Retaining Wall*
10350	Facilities	Downtown Elec. Conn.*	10405	Streets	2007 Pavement Patching Project*
10351	Facilities	Fire Station*	10406	Streets	2008 Pavement Rehab Project*
10352	Landscape	Library Landscaping*	10407	Parks	Community Park Upgrades*
10353	Streets	Downtown Revitalization*	10408	Streets	2009 Pavement Rehab Project**
10354	Streets	Four Oaks Area*	10409	Streets	2010 Pavement Rehab Project*
10355	Streets	Oak Street Bridge*	10410	Streets	2011 Neighborhood Street Project**
10356	Landscape	Westwood Open Space*	10411	Streets	2012 Neighborhood Street Project*
10357	Facilities	Old City Hall Renovation*	10412	Streets	2009 Arterial Overlay Project*
10358	Facilities	Grove Property Acquisition*	10413	Parks	Community Park Parking Lot Expan.*
10359	Facilities	Endeavor Hall Parking I*	10414	Streets	East Marsh Creek Rd. Upgrade**
10360	Facilities	Endeavor Hall Parking II*	10415	Parks	Well Renovation*
10361	Facilities	Stanley Property**	10416	Streets	Marsh Creek Rd. (old) Overlay*
10362	Facilities	Stanley Property Parking**	10417	Streets	2013 Neighborhood Street Project*
10363	Facilities	Corp. Yard Expansion*	10418	Streets	2014 Neighborhood Street Project*
10364	Streets	Downtown Signage**	10419	Parks	Community Park Lighting, etc.
10365	Facilities	Library Parking Expansion*	10420	Parks	School Bridge Area Improvements
10366	Facilities	Police Parking Expansion*	10421	Creeks	Cardinet Trail Restoration*
10367	Parks	Downtown Park*	10422	Sewers	El Molino Drive Sanitary Sewer Impr.
10368	Parks	City Hall Park**	10423	Facilities	Library Upgrades
10369	Streets	Marsh Creek Road Narrowing**	10424	Streets	2015 Neighborhood Street Project*
10370	Creeks	Creek Revitalization	10425	Streets	Collector Street Rehabilitation Project
10371	Streets	Survey Monuments*	10426	Facilities	City Hall Parking Area Rehabilitation*
10372	Streets	Traffic Signal Modifications*	10427	Facilities	Library Parking Lot Rehabilitation*
10373	Streets	Peacock Creek Dr. Signal*	10428	Facilities	Lydia Lane Park Parking Rehabilitation*
10374	Parks	North Valley Park*	10429	Facilities	2012 Trail Repaving Project*
10375	Parks	Samuel Ct. Park	10430	Landscape	Clayton Road Median Landscaping*
10376	Facilities	Equestrian Staging Area*	10431	Landscape	Daffodil Hill Landscaping*
10377	Streets	DVMS - Right Turn Lane*	10432	Streets	2016 Neighborhood Street Project
10378	Streets	Keller Ridge Drive Planters*	10433	Streets	DVMS Safety Signing*
10379	Streets	Pine Hollow Road - Upgrade	10434	Parks	CCCP Scoreboard Replacement*
10380	Parks	Community Park - Rt. Turn Lane**	10435	Facilities	Library HVAC Replacement*
10381	Parks	Bocce Ball Courts**	10436	Streets	2018 Neighborhood Street Project
10382	GHAD	Inclinometers*	10437	Streets	2016 Arterial Rehabilitation Project
10383	GHAD	Keller Ridge Drive Subdrain*	10438	Streets	Arterial Streetlight LED Project*
10384	Streets	Mitchell Canyon Rd. Overlay*			

CITY OF CLAYTON
CAPITAL IMPROVEMENT PROGRAM FY 2016/17 to 2020/21

*Completed - no project sheet included
 **Deleted by City Council

Master Index of Projects by Type

Project Number	Project Category	Project	Project Number	Project Category	Project
<u>CREEKS</u>			<u>PARKS (cont'd.)</u>		
10370	Creeks	Creek Revitalization	10368	Parks	City Hall Park
10421	Creeks	Cardinet Trail Restoration*	10374	Parks	North Valley Park*
<u>FACILITIES</u>			10375	Parks	Samuel Ct. Park
10337	Facilities	Keller House Preservation*	10380	Parks	Community Park - Rt. Turn Lane**
10337A	Facilities	Keller House Rehabilitation	10381	Parks	Bocce Ball Courts**
10338	Facilities	Endeavor Hall*	10385	Parks	Community Park Tot Lot*
10339	Facilities	Youth Center/Gym*	10393	Parks	Skateboard Park
10350	Facilities	Downtown Elec. Conn.*	10407	Parks	Community Park Upgrades*
10351	Facilities	Fire Station*	10413	Parks	Community Park Parking Lot Exp.*
10357	Facilities	Old City Hall Renovation*	10415	Parks	Well Renovation*
10358	Facilities	Grove Property Acquisition*	10419	Parks	Community Park Lighting, etc.
10359	Facilities	Endeavor Hall Parking I*	10420	Parks	School Bridge Area Improvements
10360	Facilities	Endeavor Hall Parking II*	<u>STREETS</u>		
10361	Facilities	Stanley Property*	10330	Streets	Overlays*
10362	Facilities	Stanley Property Parking**	10331	Streets	Slurry Seals (deleted)*
10363	Facilities	Corp. Yard Expansion*	10332	Streets	High Street Bridge*
10365	Facilities	Library Parking Expansion*	10333	Streets	Marsh Creek Road - TEA-21*
10366	Facilities	Police Parking Expansion*	10341	Streets	Center Street Crossing*
10376	Facilities	Equestrian Staging Area*	10353	Streets	Downtown Revitalization*
10423	Facilities	Library Upgrades	10354	Streets	Four Oaks Area*
10426	Facilities	City Hall Parking Area Rehabilitation*	10355	Streets	Oak Street Bridge*
10427	Facilities	Library Parking Lot Rehabilitation*	10364	Streets	Downtown Signage**
10428	Facilities	Lydia Lane Park Parking Rehabilitation*	10369	Streets	Marsh Creek Road Narrowing**
10429	Facilities	2012 Trail Repaving Project*	10371	Streets	Survey Monuments*
10435	Facilities	Library HVAC Replacement*	10372	Streets	Traffic Signal Modifications*
<u>GHAD</u>			10373	Streets	Peacock Creek Dr. Signal*
10342	GHAD	Windmill Debris Basin*	10377	Streets	DVMS - Right Turn Lane*
10343	GHAD	Crow Debris Basin	10378	Streets	Keller Ridge Drive Planters*
10344	GHAD	Obsidian Landslide*	10379	Streets	Pine Hollow Road - Upgrade
10345	GHAD	Clayton Rd. Landslides*	10384	Streets	Mitchell Canyon Rd. Overlay*
10346	GHAD	Black Diamond Landslide**	10387	Streets	Pavement Rehab 2002/03*
10347	GHAD	V-ditch Repairs*	10388	Streets	Pavement Rehab 2003/04*
10347A	GHAD	Eagle Peak Slope Repair	10389	Streets	Pavement Rehab 2004*
10348	GHAD	Keller Ridge Slope Repair	10390	Streets	Pavement Rehab 2005**
10349	GHAD	Community Park Slide Repair	10391	Streets	Pavement Rehab 2006*
10382	GHAD	Inclinometers*	10394	Streets	Handicap Ramps - RDA Area*
10383	GHAD	Keller Ridge Drive Subdrain*	10394A	Streets	ADA Compliance Program
10386	GHAD	Wells (cancelled)*	10395	Streets	Catch Basin Modification
<u>LANDSCAPE</u>			10396	Streets	East Marsh Creek Road Signal
10340	Landscape	Marsh Creek Road LS*	10397	Streets	Utility Undergrounding
10352	Landscape	Library Landscaping*	10398	Streets	Clayton Rd. MCR Slurry Seal*
10356	Landscape	Westwood Open Space*	10401	Streets	Pedestrian Xing Signals**
10430	Landscape	Clayton Road Median Landscaping*	10402	Streets	Clayton Road Trail Connection*
10431	Landscape	Daffodil Hill Landscaping*	10403	Streets	Downtown Entry Signs*
<u>OTHER</u>			10404	Streets	Marsh Creek Rd. Retaining Wall*
10392	Sewers	Oak - High Street*	10405	Streets	2007 Pavement Patching Project*
10399	Sewers	Pine Hollow Area*	10406	Streets	2008 Pavement Rehab Project*
10400	Other	Downtown Economic Development	10408	Streets	2009 Pavement Rehab Project**
10400A	Other	Town Center Property Purchase*	10409	Streets	2010 Pavement Rehab Project*
10422	Sewers	El Molino Drive Sanitary Sewer Imp.	10410	Streets	2011 Neighborhood Street Project**
<u>PARKS</u>			10411	Streets	2012 Neighborhood Street Project*
10334	Parks	Community Dog Park*	10412	Streets	2009 Arterial Overlay Project*
10335	Parks	El Molino Park*	10414	Streets	East Marsh Creek Rd. Upgrade**
10336	Parks	Lydia Lane Park Ph. II*	10416	Streets	Marsh Creek Rd. (old) Overlay*
10434	Parks	CCCP Scoreboard Replacement*	10417	Streets	2013 Neighborhood Street Project*
10367	Parks	Downtown Park*	10418	Streets	2014 Neighborhood Street Project*
			10424	Streets	2015 Neighborhood Street Project*
			10425	Streets	Collector Street Rehabilitation Project
			10430	Streets	2016 Neighborhood Street Project
			10433	Streets	DVMS - Safety Signing*
			10436	Streets	2018 Neighborhood Street Project
			10437	Streets	2016 Arterial Rehabilitation Project
			10438	Streets	Arterial Streetlight LED Project*

2016/17-2020/21 Capital Improvement Program

Category	Project Number	Project
Facilities	10337A	Keller House Rehabilitation

DESCRIPTION - LOCATION

Rehabilitation of historical ranch home and grounds located across Mt. Diablo Creek from the library.



COMMENTS

Estimated Cost	Prior Yrs.	2016-17	2017-18	2018-19	2019-20	2020-21	Future	TOTAL
Preliminary Design								
Final Design								
Construction							\$2,000,000	\$2,000,000
CM/Inspection								
ROW Acquisition								
Other								
TOTAL							\$2,000,000	\$2,000,000

Funding Source(s)	Prior Yrs.	2016-17	2017-18	2018-19	2019-20	2020-21	Future	TOTAL
Unfunded							\$2,000,000	\$2,000,000
Total							\$2,000,000	\$2,000,000

2016/17-2020/21 Capital Improvement Program

Category	Project Number	Project
GHAD	10343	Crow Place – Debris Basin

DESCRIPTION - LOCATION

Clean out debris basin located in GHAD easement behind golf course and single family lots.



COMMENTS

Subject to approval of increased assessments.

Estimated Cost	Prior Yrs.	2016-17	2017-18	2018-19	2019-20	2020-21	Future	TOTAL
Preliminary Design								
Final Design							\$10,000	\$10,000
Construction							\$95,000	\$95,000
CM/Inspection							\$5,000	\$5,000
ROW Acquisition								
Other								
TOTAL							\$110,000	\$110,000

Funding Source(s)	Prior Yrs.	2016-17	2017-18	2018-19	2019-20	2020-21	Future	TOTAL
Unfunded							\$110,000	\$110,000
Total							\$110,000	\$110,000

2016/17-2020/21 Capital Improvement Program

Category	Project Number	Project
GHAD	10347A	Eagle Peak Slope Repair

DESCRIPTION - LOCATION

Stabilize and/or repair large slope moving adjacent to single family houses and streets in Eagle Peak Subdivision.

COMMENTS

Cost estimate per Soils Engineer. Dependent on GHAD assessment increase.



Estimated Cost	Prior Yrs.	2016-17	2017-18	2018-19	2019-20	2020-21	Future	TOTAL
Preliminary Design								
Final Design							\$70,000	\$70,000
Construction							\$1,140,000	\$1,140,000
CM/Inspection							\$40,000	\$40,000
ROW Acquisition								
Other								
TOTAL							\$1,250,000	\$1,250,000

Funding Source(s)	Prior Yrs.	2016-17	2017-18	2018-19	2019-20	2020-21	Future	TOTAL
Unfunded							\$1,250,000	\$1,250,000
Total							\$1,250,000	\$1,250,000

2016/17-2020/21 Capital Improvement Program

Category	Project Number	Project
GHAD	10348	Keller Ridge Drive Area - Slope Repair

DESCRIPTION - LOCATION

Stabilize and/or repair small slope pop-out adjacent to single family homes.



COMMENTS

Subject to approval of increased assessments.

Estimated Cost	Prior Yrs.	2016-17	2017-18	2018-19	2019-20	2020-21	Future	TOTAL
Preliminary Design								
Final Design							\$5,000	\$5,000
Construction							\$50,000	\$50,000
CM/Inspection							\$5,000	\$5,000
ROW Acquisition								
Other								
TOTAL							\$60,000	\$60,000

Funding Source(s)	Prior Yrs.	2016-17	2017-18	2018-19	2019-20	2020-21	Future	TOTAL
Unfunded							\$60,000	\$60,000
Total							\$60,000	\$60,000

2016/17-2020/21 Capital Improvement Program

Category	Project Number	Project
GHAD	10349	Community Park - Landslide

DESCRIPTION - LOCATION

Repair landslides that occurred above Field #3 (uppermost field).

COMMENTS

Subject to approval of increased assessments.



Estimated Cost	Prior Yrs.	2016-17	2017-18	2018-19	2019-20	2020-21	Future	TOTAL
Preliminary Design								
Final Design							\$7,000	\$7,000
Construction							\$95,000	\$95,000
CM/Inspection							\$8,000	\$8,000
ROW Acquisition								
Other								
TOTAL							\$110,000	\$110,000

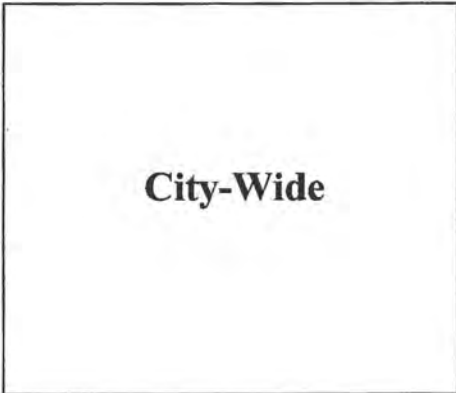
Funding Source(s)	Prior Yrs.	2016-17	2017-18	2018-19	2019-20	2020-21	Future	TOTAL
Unfunded							\$110,000	\$110,000
Total							\$110,000	\$110,000

2016/17-2020/21 Capital Improvement Program

Category	Project Number	Project
Creeks	10370	Creek Revitalization

DESCRIPTION - LOCATION

Clean out creeks, improve access to creek banks, reinforce creek banks and repair adjacent trails where needed, replace riparian vegetation.



COMMENTS

Catch-all project for when City hits the lottery.

Estimated Cost	Prior Yrs.	2016-17	2017-18	2018-19	2019-20	2020-21	Future	TOTAL
Preliminary Design								
Final Design								
Construction							\$3,000,000	\$3,000,000
CM/Inspection								
ROW Acquisition								
Other								
TOTAL							\$3,000,000	\$3,000,000

Funding Source(s)	Prior Yrs.	2016-17	2017-18	2018-19	2019-20	2020-21	Future	TOTAL
Unfunded							\$3,000,000	\$3,000,000
Total							\$3,000,000	\$3,000,000

2016/17-2020/21 Capital Improvement Program

Category	Project Number	Project
Streets	10375	Samuel Ct. Park

DESCRIPTION - LOCATION

Install landscaping and irrigation improvements.



COMMENTS

Estimated Cost	Prior Yrs.	2016-17	2017-18	2018-19	2019-20	2020-21	Future	TOTAL
Preliminary Design								
Final Design							\$5,000	\$5,000
Construction							\$75,000	\$75,000
CM/Inspection							\$5,000	\$5,000
ROW Acquisition								
Other								
TOTAL							\$85,000	\$85,000

Funding Source(s)	Prior Yrs.	2016-17	2017-18	2018-19	2019-20	2020-21	Future	TOTAL
Unfunded							\$85,000	\$85,000
Total							\$85,000	\$85,000

2016/17-2020/21 Capital Improvement Program

Category	Project Number	Project
Streets	10379	Pine Hollow Rd. - Upgrade

DESCRIPTION - LOCATION

Improve City entry on Pine Hollow Road with new painting, monument sign, etc.



COMMENTS

Revised 3/08/10. Widen north side of Pine Hollow Road with new curb, gutter, and sidewalk between Pine Hollow Estates and westerly City Limit.

Work will require acquisition of right of way for new improvements. Conform paving will cross City Limit line into Concord. Install previously purchased entry sign on south side of roadway within existing pavement/ROW area.

Originally scheduled for funding from Measure J. This funding has been transferred for the overlay of Marsh Creek Road (old), CIP Project No. 10416.

Estimated Cost	Prior Yrs.	2016-17	2017-18	2018-19	2019-20	2020-21	Future	TOTAL
Preliminary Design								
Final Design								\$25,000
Construction								\$235,000
CM/Inspection								\$15,000
ROW Acquisition								\$50,000
Other								
TOTAL								\$325,000

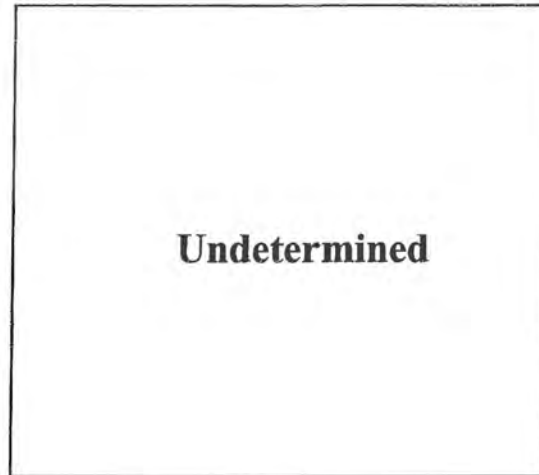
Funding Source(s)	Prior Yrs.	2016-17	2017-18	2018-19	2019-20	2020-21	Future	TOTAL
Unfunded								\$325,000
Total								\$325,000

2016/17-2020/21 Capital Improvement Program

Category	Project Number	Project
Parks	10393	Skateboard Park

DESCRIPTION - LOCATION

Construct skateboard park at an undetermined location.



COMMENTS

Estimated Cost	Prior Yrs.	2016-17	2017-18	2018-19	2019-20	2020-21	Future	TOTAL
Preliminary Design								
Final Design							\$45,000	\$45,000
Construction							\$660,000	\$660,000
CM/Inspection							\$45,000	\$45,000
ROW Acquisition								
Other								
TOTAL							\$750,000	\$750,000

Funding Source(s)	Prior Yrs.	2016-17	2017-18	2018-19	2019-20	2020-21	Future	TOTAL
Unfunded							\$750,000	\$750,000
Total							\$750,000	\$750,000

2016/17-2020/21 Capital Improvement Program

Category	Project Number	Project
Streets	10394A	ADA Compliance Program


DESCRIPTION - LOCATION

Construction of various improvements.

COMMENTS

As needed to comply with ADA standards as determined by City's transition plan

\$28,000 transferred to CIP 10424 in FY 14/15



Estimated Cost	Prior Yrs.	2016-17	2017-18	2018-19	2019-20	2020-21	Future	TOTAL
Preliminary Design								
Final Design								
Construction							\$500,000	\$500,000
CM/Inspection								
ROW Acquisition								
Other								
TOTAL							\$500,000	\$500,000

Funding Source(s)	Prior Yrs.	2016-17	2017-18	2018-19	2019-20	2020-21	Future	TOTAL
Gas Tax	\$16,800	\$6,000	\$6,000	\$6,000	\$6,000	\$6,000	\$453,200	\$500,000
Total	\$16,800	\$6,000	\$6,000	\$6,000	\$6,000	\$6,000	\$453,200	\$500,000

2016/17-2020/21 Capital Improvement Program

Category	Project Number	Project
Streets	10395	Catch Basin Modifications

DESCRIPTION - LOCATION

Add bar across openings.

COMMENTS

City Wide

Estimated Cost	Prior Yrs.	2016-17	2017-18	2018-19	2019-20	2020-21	Future	TOTAL
Preliminary Design								
Final Design								
Construction							\$100,000	\$100,000
CM/Inspection								
ROW Acquisition								
Other								
TOTAL							\$100,000	\$100,000

Funding Source(s)	Prior Yrs.	2016-17	2017-18	2018-19	2019-20	2020-21	Future	TOTAL
Unfunded							\$100,000	\$100,000
Total							\$100,000	\$100,000

2016/17-2020/21 Capital Improvement Program

Category	Project Number	Project
Streets	10396	East Marsh Creek Road Traffic Signal

DESCRIPTION - LOCATION

Install traffic signal on Marsh Creek Road somewhere east of Diablo Parkway.



COMMENTS

City Council postponed project.

Estimated Cost	Prior Yrs.	2016-17	2017-18	2018-19	2019-20	2020-21	Future	TOTAL
Preliminary Design								
Final Design							\$20,000	\$20,000
Construction							\$230,000	\$230,000
CM/Inspection							\$20,000	\$20,000
ROW Acquisition								
PG&E Poles							\$80,000	\$80,000
TOTAL							\$350,000	\$350,000

Funding Source(s)	Prior Yrs.	2016-17	2017-18	2018-19	2019-20	2020-21	Future	TOTAL
Unfunded							\$350,000	\$350,000
Total							\$350,000	\$350,000

2016/17-2020/21 Capital Improvement Program

Category	Project Number	Project
Streets	10397	Utility Undergrounding

DESCRIPTION - LOCATION

Underground overhead utility lines at undetermined locations.

COMMENTS

City Wide

Estimated Cost	Prior Yrs.	2016-17	2017-18	2018-19	2019-20	2020-21	Future	TOTAL
Preliminary Design								
Final Design								
Construction							\$3,000,000	\$3,000,000
CM/Inspection								
ROW Acquisition								
Other								
TOTAL							\$3,000,000	\$3,000,000

Funding Source(s)	Prior Yrs.	2016-17	2017-18	2018-19	2019-20	2020-21	Future	TOTAL
Unfunded							\$2,470,000	\$2,470,000
PG&E Rule 20A	\$425,000	\$21,000	\$21,000	\$21,000	\$21,000	\$21,000		\$530,000
Total	\$425,000	\$21,000	\$21,000	\$21,000	\$21,000	\$21,000	\$2,470,000	\$3,000,000

2016/17-2020/21 Capital Improvement Program

Category	Project Number	Project
Other	10400	Downtown Economic Development

DESCRIPTION - LOCATION

Provide funding for improving the economic viability of the downtown area.



COMMENTS

Transferred \$1,040,843 to CIP No. 10400A in FY 12/13 for the purchase of a 1.67 Acre parcel in the Town Center (from Clayton Community Church)

No projects currently scheduled.

\$317,800 returned from CIP 10422 as alternative funding source identified.

Estimated Cost	Prior Yrs.	2016-17	2017-18	2018-19	2019-20	2020-21	Future	TOTAL
Preliminary Design								
Final Design								
Construction								
CM/Inspection								
ROW Acquisition								
Other							\$1,339,286	\$1,339,286
TOTAL							\$1,339,286	\$1,339,286

Funding Source(s)	Prior Yrs.	2016-17	2017-18	2018-19	2019-20	2020-21	Future	TOTAL
CIP Const. Fund	\$1,339,286							\$1,339,286
Total	\$1,339,286							\$1,339,286

2016/17-2020/21 Capital Improvement Program

Category	Project Number	Project
Streets	10414	East Marsh Creek Road Upgrade

DESCRIPTION - LOCATION

Widen existing roadway to provide two full-width travel lanes, bike lanes, shoulders and pedestrian paths.

COMMENTS

Due to possible land movement areas and steep grades along the roadway, there may be the need for additional right of way in order to complete the proposed work. The stormwater requirements coming into effect will necessitate some type of water treatment.



Original budget was \$1,200,000; \$119,000 transferred to Marsh Creek Road (old) Overlay project, CIP Project No. 10416; upon completion of 10416, \$58,022 transferred back to 10414. Project cancelled by City Council after finding that available funding would be inadequate. Project No. 10437, 2016 Arterial Rehabilitation Project was substituted and is being processed through CCTA for funding from original Measure J Grant.

Estimated Cost	Prior Yrs.	2016-17	2017-18	2018-19	2019-20	2020-21	Future	TOTAL
Preliminary Design	\$43,000							\$43,000
Final Design								
Construction								
CM/Inspection								
ROW Acquisition								
Other								
TOTAL	\$43,000							\$43,000

Funding Source(s)	Prior Yrs.	2016-17	2017-18	2018-19	2019-20	2020-21	Future	TOTAL
Measure J (grant)	\$43,000							\$43,000
Total	\$43,000							\$43,000

2016/17-2020/21 Capital Improvement Program

Category	Project Number	Project
Parks	10419	Community Park Lighting, & Resurfacing

DESCRIPTION - LOCATION

Install sports field lighting, remove and replace turf with synthetic surfacing at Clayton Community Park



COMMENTS

Cost estimates per Cost-Benefit Analysis prepared by PMC and dated August 31, 2009

Estimated Cost	Prior Yrs.	2016-17	2017-18	2018-19	2019-20	2020-21	Future	TOTAL
Preliminary Design								
Final Design								
Construction							\$4,084,000	\$4,084,000
CM/Inspection								
ROW Acquisition								
Other								
TOTAL							\$4,084,000	\$4,084,000

Funding Source(s)	Prior Yrs.	2016-17	2017-18	2018-19	2019-20	2020-21	Future	TOTAL
Unfunded							\$4,084,000	\$4,084,000
Total							\$4,084,000	\$4,084,000

2016/17-2020/21 Capital Improvement Program

Category	Project Number	Project
Streets	10420	School Bridge Area Improvements

DESCRIPTION - LOCATION

Improve area at Mt. Diablo Elementary School Bridge and Mitchell Creek to enhance Town Center area.



COMMENTS

Includes decorative wall, landscaping and riparian vegetation restoration; funding transferred from CIP No. 10400, Downtown Economic Development.

No design or construction currently scheduled..

Estimated Cost	Prior Yrs.	2016-17	2017-18	2018-19	2019-20	2020-21	Future	TOTAL
Preliminary Design								
Final Design							\$20,000	\$20,000
Construction							\$156,030	\$156,030
CM/Inspection							\$20,000	\$20,000
ROW Acquisition								
Other								
TOTAL							\$196,030	\$196,030

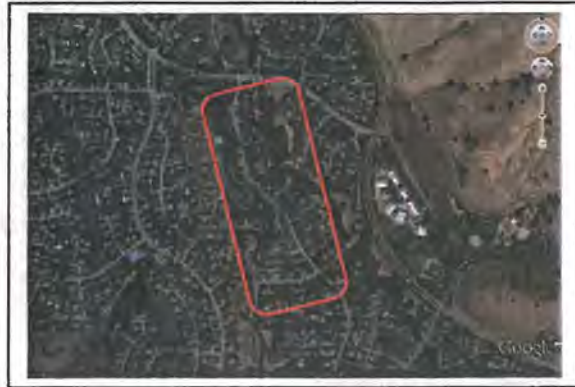
Funding Source(s)	Prior Yrs.	2016-17	2017-18	2018-19	2019-20	2020-21	Future	TOTAL
CIP Const. Fund	\$196,030						\$196,030	\$196,030
Total	\$196,030						\$196,030	\$196,030

2016/17-2020/21 Capital Improvement Program

Category	Project Number	Project
Streets	10422	El Molino Drive Sanitary Sewer Improvements

DESCRIPTION - LOCATION

Construct modifications to existing sanitary sewer mains to prevent potential sewer overflows in areas adjacent to Mt. Diablo Creek .



COMMENTS

Includes pipe enlargement and construction of a bypass line in El Molino Drive; funding from CIP 10400, Downtown Economic Development, returned as Concord has agreed to fund the bypass work (including preliminary design work) from annual sewer fees. Details still being worked out.

Preliminary design costs totaling approx. \$64,000 to date (FY 2004-2009) were tracked in the Development Impact Fees fund (304), temporarily covered by a General Fund loan authorized by the City Council in FY 2004-05.

Estimated Cost	Prior Yrs.	2016-17	2017-18	2018-19	2019-20	2020-21	Future	TOTAL
Preliminary Design	\$2,500	\$7,500						\$10,000
Final Design		\$30,000						\$30,000
Construction		\$257,500						\$257,500
CM/Inspection		\$20,000						\$20,000
ROW Acquisition								
Other								
TOTAL	\$2,500	\$315,000						\$317,500

Funding Source(s)	Prior Yrs.	2016-17	2017-18	2018-19	2019-20	2020-21	Future	TOTAL
Concord Sewer Fund		\$317,500						\$317,500
Total		\$317,500						\$317,500

2016/17-2020/21 Capital Improvement Program

Category	Project Number	Project
Streets	10423	Library Upgrades

DESCRIPTION - LOCATION

Construct improvements to update Library including automatic checkout facilities, coffee/snack bar, etc.



COMMENTS

Includes 3,500 sf building addition plus new equipment and furniture

Estimated Cost	Prior Yrs.	2016-17	2017-18	2018-19	2019-20	2020-21	Future	TOTAL
Preliminary Design								
Final Design								
Construction							\$850,000	\$850,000
CM/Inspection								
ROW Acquisition								
Other							\$150,000	\$150,000
TOTAL							\$1,000,000	\$1,000,000

Funding Source(s)	Prior Yrs.	2016-17	2017-18	2018-19	2019-20	2020-21	Future	TOTAL
Unfunded							\$1,000,000	\$1,000,000
Total							\$1,000,000	\$1,000,000

2016/17-2020/21 Capital Improvement Program


Category	Project Number	Project
Streets	10425	Collector Street Rehabilitation Project

DESCRIPTION - LOCATION

Pavement resurfacing and treatment on various collector streets throughout City.

COMMENTS

Local Streets & Roads Shortfall (LS&RS) funding is federal requiring extensive processing for construction approval. Gas Tax amount covers city share as required by federal funding.



Estimated Cost	Prior Yrs.	2016-17	2017-18	2018-19	2019-20	2020-21	Future	TOTAL
Preliminary Design	\$40,000							\$40,000
Final Design		\$25,000						\$25,000
Construction		\$370,000						\$370,000
CM/Inspection		\$25,000						\$25,000
ROW Acquisition								
Other								
TOTAL	\$40,000	\$420,000						\$460,000


Funding Source(s)	Prior Yrs.	2016-17	2017-18	2018-19	2019-20	2020-21	Future	TOTAL
LS&RS		\$385,000						\$385,000
Gas Tax*	\$45,000	\$30,000						\$75,000
Total	\$45,000	\$415,000						\$460,000

2016/17-2020/21 Capital Improvement Program

Category	Project Number	Project
Streets	10432	2016 Neighborhood Street Project

DESCRIPTION - LOCATION

Pavement resurfacing and treatment on various streets throughout City.



COMMENTS

Estimated Cost	Prior Yrs.	2016-17	2017-18	2018-19	2019-20	2020-21	Future	TOTAL
Preliminary Design								
Final Design		\$40,000						\$40,000
Construction		\$944,265						\$944,265
CM/Inspection		\$40,000						\$40,000
ROW Acquisition								
Other								
TOTAL		\$1,024,865						\$1,024,865


Funding Source(s)	Prior Yrs.	2016-17	2017-18	2018-19	2019-20	2020-21	Future	TOTAL
Gas Tax		\$233,029						\$233,029
Measure J (per capita)		\$791,236						\$791,236
Total		\$1,024,265						\$1,024,865

2016/17-2020/21 Capital Improvement Program

Category	Project Number	Project
Streets	10436	2018 Neighborhood Street Project

DESCRIPTION - LOCATION

Pavement resurfacing and treatment on various streets throughout City.



COMMENTS

Estimated Cost	Prior Yrs.	2016-17	2017-18	2018-19	2019-20	2020-21	Future	TOTAL
Preliminary Design								
Final Design				\$20,000				\$20,000
Construction				\$783,000				\$783,000
CM/Inspection				\$20,000				\$20,000
ROW Acquisition								
Other								
TOTAL				\$823,000				\$823,000


Funding Source(s)	Prior Yrs.	2016-17	2017-18	2018-19	2019-20	2020-21	Future	TOTAL
Gas Tax			\$195,000	\$162,000				\$357,000
Measure J			\$233,000	\$233,000				\$466,000
Total			\$428,000	\$395,000				\$823,000

2016/17-2020/21 Capital Improvement Program

Category	Project Number	Project
Streets	10437	2016 Arterial Rehabilitation Project

DESCRIPTION - LOCATION

Pavement treatment, including lifting and leveling, on Oakhurst Drive, Clayton Road and Marsh Creek Road.



COMMENTS

Funding from Measure J Grant Funds transferred from cancelled CIP No. 10414

Estimated Cost	Prior Yrs.	2016-17	2017-18	2018-19	2019-20	2020-21	Future	TOTAL
Preliminary Design	\$40,000							\$40,000
Final Design								
Construction		\$1,140,000						\$1,140,000
CM/Inspection		\$20,000						\$20,000
ROW Acquisition								
Other								
TOTAL	\$40,000	\$1,160,000						\$1,200,000

Funding Source(s)	Prior Yrs.	2016-17	2017-18	2018-19	2019-20	2020-21	Future	TOTAL
Measure J (grant)		\$1,200,000						\$1,200,000
Total		\$1,200,000						\$1,200,000



Agenda Date: 6-21-2016

Agenda Item: 9b

Approved:

Gary A. Napper,
City Manager

STAFF REPORT

TO: HONORABLE MAYOR AND COUNCILMEMBERS

FROM: Kevin Mizuno, Finance Manager

MEETING DATE: June 21, 2016

SUBJECT: Revised Master Fee Schedule for Certain User-Benefit City Services and Use of City Facilities and Parks

RECOMMENDATION

It is recommended the City Council adopt the attached Resolution amending the existing fee schedule for certain user-benefit City services and rental of public facilities and parks for the fiscal year ending June 30, 2017.

BACKGROUND

The City of Clayton annually reviews existing user benefit and facility/park rental fees to ensure they are set appropriately to cover costs attributable to providing the underlying services. The current Master Fee Schedule for such fees was established by Resolution No. 39-2015 on September 15, 2015.

DISCUSSION

Staff recommends all existing fees, excluding refundable deposits, be increased by the San Francisco-Oakland-San Jose April 2015 to April 2016 Consumer Price Index (CPI) growth rate of 2.7% as published by the United States Bureau of Labor and Statistics. This increase allows the City to recover organizational year-to-year inflationary and economic cost increases.

It has been the practice of the City to only adopt fee increases in whole dollar increments. As applied in past years, staff does not recommend individual fee increases resulting from annual CPI growth until the resulting fee increase equals or exceeds one whole dollar. This method serves to simplify the fee increase process, as well as to satisfy law that City fees

cannot recoup more than its actual expense (i.e. "rounding-up" would result in excessive fees). In circumstances where the prior year CPI adjustment did not result in a fee increase, a two year CPI rate was applied in the current year to ascertain whether a fee increase should be recommended. The two year CPI rate applied in such instances was 5.1% (2.7% April 2016 CIP plus 2.4% April 2015 CPI).

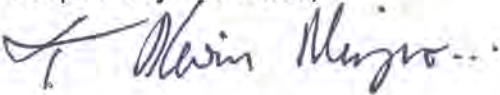
Certain fees remain unchanged as they are set by state law or the current year CPI adjustment (2.7%) was insufficient to justify a fee increase proposal. All refundable deposit amounts will remain unchanged from the prior year's adopted Master Fee Schedule. As the name implies, any unused balances of refundable deposits are fully refundable to the paying applicant at the conclusion of the underlying deliverable.

Adjustments to the City's Master Fee Schedule are consistent with public policy that user-based municipal services bear its own costs. The proposed changes would accomplish this objective and in each instance no fee is higher than the true cost to provide the service or use. On the far right column of the attached proposed fee schedule (Exhibit A to the Resolution) fees with one asterisk [*] indicate a single year CPI adjustment; those with two asterisks [**] indicate a two year CPI adjustment. The fees included in the Proposed Master Fee Schedule will become effective upon adoption of the attached Resolution. However, certain fees in the Proposed Master Fee Schedule indicated by an arrow [>] on the left column may be construed as development permit fees subject to California Government Code Section 66017 and therefore would not be effective until 60 after adoption of the attached Resolution (August 20, 2016).

FISCAL IMPACT

No direct fiscal impact will result from the City Council's adoption of the attached proposed Master Fee Schedule for FY 2016-17. Assuming no changes to the existing demand for user-fee based services next fiscal year, negligible increases to user-fee revenue line items may be realized resulting from CPI-based fee adjustments. However, it is expected these revenue increases will be offset by unavoidable inflationary increases to costs associated with providing these user-based services.

Respectfully submitted,



Kevin Mizuno, CPA

- Attachments:
1. Resolution __-2016 (2 pp.)
 - o Exhibit A to Resolution __-2016 (8 pp.)
 2. Public Meeting Notice (1 p.)

RESOLUTION NO. __-2016

A RESOLUTION AMENDING THE CITY MASTER FEE SCHEDULE FOR CERTAIN USER-BENEFIT CITY SERVICES AND RENTAL OF PUBLIC FACILITIES AND PARKS**THE CITY COUNCIL
City of Clayton, California**

WHEREAS, the City of Clayton established various user fees for City services and facilities that are updated annually to reflect increases in costs to provide said services; and

WHEREAS, the City staff did develop data to substantiate proposed changes to fees which would not exceed the estimated reasonable cost of providing service or using the facility for which a fee is charged and made this data available to the public on June 10, 2016 satisfying the 10 day public noticing pursuant to Government Code Section 66016; and

WHEREAS, no new fees are being proposed and certain existing fees are being adjusted to account for appropriate CPI increases using the Bureau of Labor Statistics San Francisco Bay Area Region CPI index from April 2015 to April 2016; and

WHEREAS, the City Council did consider recommendations for modifications at its regular scheduled public meeting on June 21, 2016; and

WHEREAS, the City Council of Clayton, California does deem it necessary to increase all fees by the 2.7% CPI adjustment (Bureau of Labor Statistics April 2015 to April 2016 San Francisco Bay Area) unless said adjustment did not result in a full dollar increase; fees that were unchanged last year will be increased by the two year CPI factor of 5.1%; and

WHEREAS, the fees will become effective upon adoption of said Resolution, except for those fees marked by an arrow on the attached Exhibit "A" which are subject to California Government Code Section 66017 and become effective 60 days upon adoption of said Resolution; and

NOW THEREFORE BE IT RESOLVED that the City Council of Clayton, California does hereby set, adjust and approve the various fees for certain user-benefit City services and rental of public facilities and parks, as set forth in the attached Exhibit "A" as the City Master Fee Schedule.

PASSED, APPROVED AND ADOPTED by the City Council of Clayton, California at a regular public meeting thereof held on 21st day of June 2016 by the following vote:

AYES:

NOES:

ABSENT:

ABSTAIN:

The City Council of Clayton, CA

Howard Geller, Mayor

ATTEST:

Janet Brown, City Clerk

DEPARTMENT	Adopted FY 2015-16 Fee	Proposed FY 2016-17 Fee
COMMUNITY DEVELOPMENT DEPARTMENT		
Annexations		
Annexation	Time - \$5,000 minimum deposit	No change
General Plan /Zoning Ordinance Amendments		
General Plan Map or Text Amendment	Time - \$5,000 minimum deposit	No change
Pre Zoning / Re Zoning	Time - \$5,000 minimum deposit	No change
Zoning Ordinance Text Amendment	Time - \$5,000 minimum deposit	No change
Site Plans - Development Plans		
Site Plan Review Permit - Residential	Time - \$1,000 minimum deposit	No change
Site Plan Review Permit - Residential Amendment	Time - \$1,000 minimum deposit	No change
Site Plan Review Permit - Non Residential	Time - \$5,000 minimum deposit	No change
Site Plan Review Permit - Non Residential Amendment	Time - \$2,000 minimum deposit	No change
Development Plan	Time - \$5,000 minimum deposit	No change
Subdivisions		
Tentative Subdivision Map Application	Time - \$5,000 minimum deposit	No change
Lot Line Adjustment	Time - \$1,000 minimum deposit	No change
Lot Merger	Time - \$2,000 minimum deposit	No change
Parcel Maps		
Tentative Parcel Map Application	Time - \$2,000 minimum deposit	No change
Environmental Review		
Environmental Impact Report	Time - \$5,000 minimum deposit	No change
Negative Declaration with Mitigations (Mitigated Neg. Dec.)	Time - \$2,500 minimum deposit	No change
Negative Declaration with out Mitigations	Time - \$1,500 minimum deposit	No change
Mitigation Monitoring Plan	Included with Neg Dec/ Mitigated Neg Dec/ EIR	No change
Categorical Exemption	Not filed w/ County - No charge Filed w/ County - County filing fee + time	No change
Permits		
Home Occupation Permit - Administrative Review	\$170	\$175 *
Home Occupation Permit - Planning Commission Review	Time - \$750 minimum deposit	No change
> Use Permit - Fences Administrative Review	\$170	\$175 *
Use Permit - Residential - Planning Commission Review	Time - \$1,000 minimum deposit	No change
Use Permit - Non- Residential - Planning Commission Review	Time - \$5,000 minimum deposit	No change
Temporary Use Permit - Administrative Review	\$170	\$175 *
Temporary Use Permit - Planning Commission Review	Time \$500 minimum deposit	No change
> Sign Permit - Administrative Review	\$55 / sign	\$57 *
Sign Permit - Planning Commission Review	Time - \$1,000 minimum deposit	No change
> Temporary Storage Permit	\$55	\$57 *
> Second Dwelling Unit Permit - Administrative Review	\$283	\$290 *
> Tree Removal Permit - Administrative Review without notice	\$10 / tree - minimum \$35	No change
Tree Removal Permit - Administrative Review with Notice	\$52 / tree - minimum \$113	\$53 / tree - minimum \$116 *
Tree Removal Permit - Planning Commission Review	Time - \$500 minimum deposit	No change
Tree Replacement In-Lieu Fee (code section 15.70.040 F & 15.70.55)	\$800 per 24" box tree	No change
Building Moving Permit	Time - \$1,000 minimum deposit	No change
Noise Permit - Administrative Review	\$170	\$175 *
Reasonable Accommodations Permit - Administrative Review	\$170	\$175 *
Reasonable Accommodations Permit - Planning Commission Review	Time - \$500 minimum deposit	No change
> Outdoor Seating Permit (17.24.020 -H/Standard Policy No 3)	\$89	\$91 *
Miscellaneous		
Variance - Residential	Time - \$1,000 minimum deposit	No change
Variance - Non Residential	Time - \$5,000 minimum deposit	No change
Appeal - Administrative Decisions	\$55	\$57 *
Appeal-Administrative Code Enforcement Citation	Time - \$1,800 minimum deposit	No change
> Appeal - Planning Commission Decisions - Residential	\$283	\$290 *
> Appeal - Planning Commission Decisions - Non Residential	\$567	\$582 *
Time Extension Request	Time - \$500 minimum deposit	No change
Contract Administration	Time - \$1,000 minimum deposit	No change
Large Family Day Care Home Permit	Time - \$500 minimum deposit	No change
Pre Application Consultation Deposit	Time - \$1,000 minimum deposit	No change
Construction and Demolition (C&D) Recycling Plans		
Mgmt. Plan Deposit - Single Family	\$2,000 plus \$1/sq. ft. over 2,000 sq. ft.	No change
> Permit processing Fee - Single Family	\$147	\$151 *
> Permit processing Fee -Commercial	\$295	\$303 *
Mgmt. Plan Deposit - Subdivision and Commercial	\$2,000 plus \$1/sq. ft. over 2,000 sq. ft.	No change
Habitat Conservation Area Compliance		
Habitat Conservation Plan/Natural CC Plan	Time - \$1,000 minimum deposit	No change

CITY ENGINEERING DEPARTMENT		
Bid or Plan Sets	Actual Cost	No change
> Deed Restriction / Covenant Agreement Preparation (Does not include recordation extra cost. See Administrative Fees.)	\$345	\$354
Subdivisions		
> Final Map Filing Fee	\$567 / map	\$582 / map
Final Map Checking Fee	Time - \$2,500 minimum deposit ¹	No change
Construction Plans Checking	Time - \$2,500 minimum deposit ¹	No change
Construction Inspection Fee - Public Improvements	9% of Bond Estimates	No change
Construction Inspection Fee - Private Improvements	9% of Bond Estimates	No change
Construction Inspection Fee - Sanitary Sewer	3% of Bond Estimates	No change
Parcels / Maps		
> Final Parcel Map Filing Fee	\$113 / map	\$116 / map
Final Parcel Map Plan Checking Fee	Time - \$1,000 minimum deposit ¹	No change
Construction Plan Checking Fee	Time - \$1,000 minimum deposit ¹	No change
Construction Inspection Fee - Public Improvements	9% of Bond Estimates	No change
Construction Inspection Fee - Private Improvements	9% of Bond Estimates	No change
Construction Inspection Fee - Sanitary Sewer	3% of Bond Estimates	No change
Major Grading		
> Grading Permit Filing Fee	\$170 / permit	\$175 / permit
Grading Permit Plan Check	Time - \$1,000 minimum deposit ¹	No change
Grading Inspection	Time - \$1,000 minimum deposit ¹	No change
Construction Activity Permits (Including Encroachment, Stormwater & Grading)		
> Projects that do not disturb the ground (i.e. interior remodels, roof replacement, etc.)	\$104 / permit + Time-\$500 minimum deposit ¹	\$106 / permit + Time-\$500 minimum deposit ¹
> Room additions (including other projects that disturb the ground)	\$104 / permit + Time-\$2,000 minimum deposit ¹	\$106 / permit + Time-\$2,000 minimum deposit ¹
> Minor concrete repairs or replacement (i.e. sidewalks, curb & gutter)	\$190 / permit + Time-\$500 minimum deposit ¹	\$195 / permit + Time-\$500 minimum deposit ¹
> New driveway construction or replacement (Work may require the granting of additional street right of way requiring the preparation of grant deed and recordation. See Deed Restriction/Covenant Agreement Preparation fee above and Document Recording fee in Administrative Fees section.)	\$190 / permit + Time-\$2,000 minimum deposit ¹	\$195 / permit + Time-\$2,000 minimum deposit ¹
> Pool installation or total removal of existing pool (requires inspection and testing by applicant's third party soils engineer)	\$190 / permit + Time-\$2,000 minimum deposit ¹	\$195 / permit + Time-\$2,000 minimum deposit ¹
> Partial removal of existing pool (Work requires a grading permit and the preparation and recording of a restricted use covenant. See Deed Restriction/Covenant Agreement Preparation fee above and Document Recording fee in Administrative Fees section.)	\$190 / permit + Time-\$2,000 minimum deposit ¹	\$195 / permit + Time-\$2,000 minimum deposit ¹
Major Construction Activity Permits		
> Major Construction Activity Permit	\$55 / permit	\$57 / permit
Major Plan Check	Time - \$2,500 minimum deposit ¹	No change
Major Inspection	Time - \$2,500 minimum deposit ¹	No change
Cash Bond Major Encroachments (may be surety if more than \$10,000)	Per City Engineer	No change
Post Construction Stormwater Compliance		
Post construction Annual Verification Inspection - Individual Single Family Lot	\$182 / lot	\$187 / lot
Post construction Annual Verification Inspection - Single Family HOA	\$182 / HOA for up to 10 lots-\$54 per ea. addtl lot	\$187 / HOA for up to 10 lots-\$55 per ea. addtl lot
Post construction Annual Verification Inspection - Commercial	\$182 / acre (with minimum of \$182)	\$187 / acre (with minimum of \$187)
Documentation Compliance Review Fee - Individual Single Family Lot	\$182 / lot	\$187 / lot
Documentation Compliance Review Fee - HOA	\$182 / HOA up to 10 lots; + \$54 per ea. addtl lot	\$187 / HOA up to 10 lots; + \$55 per ea. addtl lot
Documentation Compliance Review Fee - Commercial	\$182 / acre (with minimum of \$182)	\$187 / acre (with minimum of \$187)
Annual State Reporting preparation/filing Fee - Individual Single Family Lot	\$66 / lot	\$68 / lot
Annual State Reporting preparation/filing Fee - Single Family HOA	\$127 / HOA	\$130 / HOA
Annual State Reporting preparation/filing Fee - Commercial	\$127 / acre (minimum \$127)	\$130 / acre (minimum \$130)

POLICE DEPARTMENT			
Residential Alarm System Registration Fee	\$29 / residential unit	\$30 / residential unit	**
Commercial Alarm System Registration Fee	\$59 / commercial occupancy	\$60 / commercial occupancy	*
Bicycle License	\$3 / License	No change	
Vehicle Release	\$147 / vehicle (cash, credit, debit only)	\$151 / vehicle (cash, credit, debit only)	*
Police Reports	\$29 / report	\$30 / report	**
VIN Verification	\$40 / vehicle	\$41 / vehicle	*
Clearance Letters (Notary fee extra. See Administrative Fees section)	\$29 / letter	\$30 / letter	**
Police Enforcement on Party Ordinance	Time - Maximum \$500	No change	
Police Enforcement of DUI Involving Accident	Time - Maximum \$12,000	No change	
Enforcement of Suspended or Revoked Licenses	Time	No change	
City Alcohol Beverage Permit	\$55	\$57	*
Booking Fees	As established by County or agreement w/ Concord	No change	
False Alarm Fee (City Ordinance 9.18.060(a)(b))	\$110	\$113	*
Tobacco Sales Permit (City Ordinance 8.16.130)	\$85	\$87	*
Tobacco Sales Permit Fee Renewal (City Ordinance 8.16.130)	\$42	\$43	**
Taxicab Permit Fee (City Ordinance 5.36.050)	\$286 / taxicab	\$294 / taxicab	*
Taxicab Permit Fee - Renewal (City Ordinance 5.36.190)	\$107 / taxicab	\$110 / taxicab	*
Witness Fees per Gov. Code Sect. 68096-1 if City Employee subpoenaed	\$150 + IRS reimbursement min. rate per State Code	No change	
Administrative Fee for Failure to Display Disabled Placards per vehicle code 40226	\$26 / violation	\$27 / violation	*
Firearms Seizure and Processing Fee	\$113 / violation	\$116 / violation	*
RV Public parking Permit Fee - Bona fide guest of Clayton Resident	\$29 / permit	\$30 / permit	**
RV Public Parking Permit Fee - Clayton Resident	No charge	No change	
Solicitation Permit (Not including live scan. Applicant pays for Livescan directly to Livescan entity)	\$76 / permit	\$78 / permit	*
Citation Sign off for correctable offenses - Non Resident	\$24 / citation	No change	
Citation Sign off for correctable offenses - Resident	No charge	No change	
Late Fee- Parking Violations	\$40 / citation	\$41 / citation	*
Suspended License	As established by City Ordinance	No change	
Financial Responsibility (DUJ)	As established by City Ordinance	No change	
Private Security Patrol Registration	No fee per City Ordinance 5.16.11	No change	

PUBLIC FACILITIES AND PARKS RENTAL FEES			
Library Meeting Room - Hoyer Hall			
Non profit (Non-Clayton Based)	\$47 / hour (anytime)	\$48 / hour (anytime)	*
Non profit - Only Clayton Based	\$25 /hour-\$47 max for up to 3 hours	\$25 /hour-\$48 max for up to 3 hours	*
Resident	\$58 / hour	\$59 / hour	*
Non resident or Commercial	\$71 / hour	\$73 / hour	*
Deposit (for all) - clean up/damage - refundable	\$200 / rental	No change	
Reservation rental time change (same date)	\$40 less than 7 calendar days prior to use date	\$41 less than 7 calendar days prior to use date	*
Reservation rental date change	\$50 less than 7 calendar days prior to use date	\$51 less than 7 calendar days prior to use date	*
Rental Cancellation	14 days or less: no refund 15-29 days: 50% refund (deposit+rental fee) and \$25 processing fee 30 or more days: \$25 processing fee	No change	
Endeavor Hall Meeting Room			
Non profits- Clayton based and Non Clayton based Weekdays	\$45 / hour Sun 5pm - Fri 5pm	\$46 / hour Sun 5pm - Fri 5pm	*
Clayton Based Non Profit only	\$113 maximum weekday rental Clayton based non profit only	\$116 maximum weekday rental Clayton based non profit only	*
Non profits- Clayton based and Non Clayton based Weekends	\$170 / hour Fri 5pm - Sun 5pm	\$175 / hour Fri 5pm - Sun 5pm	*
Resident - Weekdays	\$113 / hour Sun 5pm - Fri 5pm	\$116 / hour Sun 5pm - Fri 5pm	*
Non resident or Commercial - Weekdays	\$135 / hour Sun 5pm - Fri 5pm	\$139 / hour Sun 5pm - Fri 5pm	*
Resident - Weekends	\$170 / hour Fri 5pm - Sun 5pm	\$175 / hour Fri 5pm - Sun 5pm	*
Non resident or Commercial - Weekends	\$204 / hour Fri 5pm - Sun 5pm	\$209 / hour Fri 5pm - Sun 5pm	*
Deposit (all) - no alcohol or beer and wine only	\$500 reservation- clean up/damage per rental	No change	
Deposit (all) - hard alcohol (distilled spirits)	\$1,000 reservation- clean up damage per rental	No change	
Reservation rental time change (same date)	\$40 less than 30 days prior to the event	\$41 less than 30 days prior to the event	*
Reservation rental date change	\$50 less than 90 days prior to event	\$51 less than 90 days prior to event	*
Rental Cancellation	30 days or less: no refund 31-60 days: 25% deposit refund 61-90 days: 50% deposit refund 91-180 days: 75% deposit refund 181 or more days: 95% deposit refund	No change	
City Hall 1st Floor Conference Room			
Non Profit (Clayton based or non clayton based non profits)	\$25 / hour	No change	
Resident	\$30 / hour	\$31 / hour	**
Non Resident or Commercial	\$36 / hour	\$37 / hour	**
Deposit (all)	\$100 per rental - clean up/damage	No change	
Reservation rental time change (same date)	\$40 less than 7 calendar days prior to use date	\$41 less than 7 calendar days prior to use date	*
Reservation rental date change	\$50 less than 7 calendar days prior to use date	\$51 less than 7 calendar days prior to use date	*
Rental Cancellation	14 days or less: no refund 15-29 days: 50% refund (deposit+rental fee) and \$25 processing fee 30 or more days: \$25 processing fee	No change	

PUBLIC FACILITIES AND PARKS RENTAL FEES (CONTINUED)			
City Hall Courtyard			
Non Profit (Clayton based or non clayton based non profits)	\$47 / hour	\$48 / hour	*
Resident	\$58 / hour	\$59 / hour	*
Non Resident or Commercial	\$71 / hour	\$73 / hour	*
Deposit (all)	\$100 / rental - clean up/damage	No change	
Reservation rental time change (same date)	\$40 less than 7 calendar days prior to use date	\$41 less than 7 calendar days prior to use date	*
Reservation rental date change	\$50 less than 7 calendar days prior to use date	\$51 less than 7 calendar days prior to use date	*
Rental Cancellation	14 days or less: no refund 15-29 days: 50% refund (deposit+rental fee) and \$25 processing fee 30 or more days: \$25 processing fee	No change	
Clayton Community Park and Related Facilities			
Picnic Areas			
Picnic Area #2 - Resident	\$18 flat fee for 4 hours ²	No change	
Picnic Area #2 - Non Resident or Commercial	\$25 flat fee for 4 hours ²	No change	
Picnic Area #3 - Resident	\$18 flat fee for 4 hours ²	No change	
Picnic Area #3 - Non Resident or Commercial	\$25 flat fee for 4 hours ²	No change	
Picnic Area #4 - Resident	\$42 flat fee for 4 hours ²	\$43 flat fee for 4 hours ²	*
Picnic Area #4 - Non Resident or Commercial	\$53 flat fee for 4 hours ²	\$55 flat fee for 4 hours ²	*
Picnic Area #5 - Resident (6 separate areas)	\$34 / table flat fee for 4 hours (1 st 2 tables) ²	\$35 / table flat fee for 4 hours (1 st 2 tables) ²	**
	\$6 / table flat fee for 4 hours (each additional table) ²	No change	
Picnic Area #5 - Non Resident or Commercial (6 separate areas)	\$44 / table flat fee for 4 hours (1 st 2 tables) ²	\$45 / table flat fee for 4 hours (1 st 2 tables) ²	*
	\$7 / table flat fee for 4 hours (each additional table) ²	No change	
Picnic Area #6 Resident (Large Group Area)	\$283 / day	\$290 / day	*
Picnic Area #6 Resident (Large Group Area)	\$34 / hour - 4 hour minimum required	\$35 / hour - 4 hour minimum required	*
Picnic Area #6 Non Resident or Commercial (Large Group Area)	\$368 / day	\$378 / day	*
Picnic Area #6 Non Resident or Commercial (Large Group Area)	\$48 / hour - 4 hour minimum required	\$49 / hour - 4 hour minimum required	*
Picnic Area #5 & #6 Combined - Resident	\$452 / day	\$464 / day	*
Picnic Area #5 & #6 Combined - Resident	\$55 / hour - 4 hour minimum required	\$57 / hour - 4 hour minimum required	*
Picnic Area #5 & #6 Combined - Non Resident or Commercial	\$589 / day	\$605 / day	*
Picnic Area #5 & #6 Combined - Non Resident or Commercial	\$74 / hour - 4 hour minimum required	\$76 / hour - 4 hour minimum required	*
Picnic Area #7 - Resident	\$45 flat fee for up to 4 hours	\$46 flat fee for up to 4 hours	*
Picnic Area #7 - Non Resident or Commercial	\$58 flat fee for up to 4 hours	\$59 flat fee for up to 4 hours	*
Reservation rental time change (same date)	\$40 less than 7 calendar days prior to use date	\$41 less than 7 calendar days prior to use date	*
Reservation rental date change	\$50 less than 7 calendar days prior to use date	\$51 less than 7 calendar days prior to use date	*
Rental Cancellation	14 days or less: no refund 15-29 days: 50% refund and \$25 processing fee 30 or more days: \$25 processing fee	No change	
Rain out	Reschedule to alt. date at no additional cost (no refund)	No change	
Sports Fields			
Adult Sports Field Rental	\$34 / hour	\$35 / hour	**
Youth Sports Field Rental	\$21 / hour	No change	
Field Rental Change of Time, Same Date	\$40 less than 7 calendar days prior to use date	\$41 less than 7 calendar days prior to use date	*
Field Rental Change of Date	\$50 less than 7 calendar days prior to use date	\$51 less than 7 calendar days prior to use date	*
Field Rental Cancellation	No refund less than 14 days prior to use	No change	
Rain out	Reschedule to alt. date at no additional cost (no refund)	No change	

PUBLIC FACILITIES AND PARKS RENTAL FEES (CONTINUED)		
Grove Park and Related Facilities		
Entire Facility Security Deposits	Events without food or beverage \$1,500	No change
Entire Facility Security Deposits	Events with food and beverage \$1,800	No change
Entire Facility Security Deposits	Events closing street (i.e.: either Main or Center etc.) \$2,200	No change
Special Event Permit/Application Process (non refundable) - events closing streets (Main or Center etc.) + other permit fees:TUP/NP	\$282	\$289 *
Gazebo only Rental Security Deposit	\$250	No change
Amplified Sound - damage/security deposit if using City sound equip	\$1,000	No change
Amplified Sound Equipment Use Fee (Noise Permit also required)	\$25 / hour	No change
City provided Sound Equipment Tech if needed for use of City equip	Cost	No change
Reservation rental time change (same date)	\$40 less than 7 calendar days prior to use date	\$41 less than 7 calendar days prior to use date *
Reservation rental date change	\$50 less than 7 calendar days prior to use date	\$51 less than 7 calendar days prior to use date *
Rental Cancellation	14 days or less: no refund 15-29 days: 50% refund (deposit+rental fee) and \$25 processing fee 30 or more days: \$25 processing fee	No change
Rain out	Reschedule to alt. date at no additional cost (no refund)	No change
Entire Grove Park Facility		
Rental Entire Facility - Resident – Weekends	\$170 / hour	\$175 / hour *
Rental Entire Facility - Resident – Weekends	\$1,360 / day	\$1,396 / day *
Rental Entire Facility - Non Profit (verification req'd) – Weekends	\$170 / hour	\$175 / hour *
Rental Entire Facility - Non Profit (verification req'd) – Weekends	\$1,360 / day	\$1,396 / day *
Rental Entire Facility - Non Resident or Commercial – Weekends	\$204 / hour	\$209 / hour *
Rental Entire Facility - Non Resident or Commercial – Weekends	\$1,631 / day	\$1,675 / day *
Rental Entire Facility - Resident – Weekdays	\$113 / hour	\$116 / hour *
Rental Entire Facility - Resident – Weekdays	\$906 / day	\$930 / day *
Rental Entire Facility - Non Profit (verification req'd) – Weekdays	\$113 / hour	\$116 / hour *
Rental Entire Facility - Non Profit (verification req'd) – Weekdays	\$885 / day	\$909 / day *
Rental Entire Facility - Non Resident or Commercial – Weekdays	\$135 / hour	\$139 / hour *
Rental Entire Facility - Non Resident or Commercial – Weekdays	\$1,196 / day	\$1,229 / day *
Gazebo Only		
Rental Gazebo only -Resident - Weekends	\$119 / hour	\$122 / hour *
Rental Gazebo only -Resident - Weekends	\$952 / day	\$978 / day *
Rental Gazebo only -Non profit (verification req'd) - Weekends	\$119 / hour	\$122 / hour *
Rental Gazebo only -Non profit (verification req'd) - Weekends	\$952 / day	\$978 / day *
Rental Gazebo only - Non Resident or Commercial - Weekends	\$143 / hour	\$147 / hour *
Rental Gazebo only - Non Resident or Commercial - Weekends	\$1,142 / day	\$1,172 / day *
Rental Gazebo only -Resident - Weekdays	\$85 / hour	\$87 / hour *
Rental Gazebo only -Resident - Weekdays	\$340 / day	\$349 / day *
Rental Gazebo only -Non profit (verification req'd) - Weekdays	\$85 / hour	\$87 / hour *
Rental Gazebo only -Non profit (verification req'd) - Weekdays	\$340 / day	\$349 / day *
Rental Gazebo only - Non Resident or Commercial - Weekdays	\$101 / hour	\$103 / hour *
Rental Gazebo only - Non Resident or Commercial - Weekdays	\$408 / day	\$419 / day *

PUBLIC FACILITIES AND PARKS RENTAL FEES (CONTINUED)			
Group Picnic Area (Near Tot Lot)			
Group Picnic Area - Resident - Weekends	\$29 / hour - 4 hour minimum	\$30 / hour - 4 hour minimum	**
Group Picnic Area - Resident - Weekends	\$197 / day	\$203 / day	*
Group Picnic Area - Non Profit (verification req'd) - Weekends	\$29 / hour - 4 hour minimum	\$30 / hour - 4 hour minimum	**
Group Picnic Area - Non Profit (verification req'd) - Weekends	\$197 / day	\$203 / day	*
Group Picnic Area - Non Resident or Commercial - Weekends	\$34 / hour - 4 hour minimum	\$35 / hour - 4 hour minimum	**
Group Picnic Area - Non Resident or Commercial - Weekends	\$237 / day	\$244 / day	*
Group Picnic Area - Resident - Weekdays	\$24 / hour - 4 hour minimum	No change	
Group Picnic Area - Resident - Weekdays	\$181 / day	\$185 / day	*
Group Picnic Area - Non Profit (verification req'd) - Weekdays	\$24 / hour - 4 hour minimum	No change	
Group Picnic Area - Non Profit (verification req'd) - Weekdays	\$181 / day	\$185 / day	*
Group Picnic Area - Non Resident or Commercial - Weekdays	\$28 / hour - 4 hour minimum	\$29 / hour - 4 hour minimum	**
Group Picnic Area - Non Resident or Commercial - Weekdays	\$217 / day	\$223 / day	*
Plaza Picnic Area (Per Table)			
Plaza Picnic Area - Resident - Weekends	\$29 / hour - 4 hour minimum	\$30 / hour - 4 hour minimum	**
Plaza Picnic Area - Resident - Weekends	\$197 / day	\$203 / day	*
Plaza Picnic Area - Non Profit (verification req'd) - Weekends	\$29 / hour - 4 hour minimum	\$30 / hour - 4 hour minimum	**
Plaza Picnic Area - Non Profit (verification req'd) - Weekends	\$197 / day	\$203 / day	*
Plaza Picnic Area - Non Resident or Commercial - Weekends	\$34 / hour - 4 hour minimum	\$35 / hour - 4 hour minimum	**
Plaza Picnic Area - Non Resident or Commercial - Weekends	\$237 / day	\$244 / day	*
Plaza Picnic Area - Resident - Weekdays	\$24 / hour - 4 hour minimum	No change	
Plaza Picnic Area - Resident - Weekdays	\$181 / day	\$185 / day	*
Plaza Area - Non Profit (verification req'd) - Weekdays	\$24 / hour - 4 hour minimum	No change	
Plaza Picnic Area - Non Profit (verification req'd) - Weekdays	\$181 / day	\$185 / day	*
Plaza Picnic Area - Non Resident or Commercial - Weekdays	\$28 / hour - 4 hour minimum	\$29 / hour - 4 hour minimum	**
Plaza Picnic Area - Non Resident or Commercial - Weekdays	\$217 / day	\$223 / day	*
Fountain operation with geysers	\$367 per 48 hour event	\$377 per 48 hour event	**
Special Event Liability Insurance purchased thru City's 3rd party carrier	Insurance cost per schedule rates by insurance provider when purchasing insurance thru City 3rd party carrier	No change	
Special Event Liability Insurance Administrative Fee	\$34 / Insurance certificate issued	\$35 / Insurance certificate issued	**
ADMINISTRATIVE FEES			
Document Copying (10 pages or less)	No charge	No change	
Document Copying (more than 10 pages)	\$.10 per page if more than 10 pages	No change	
Document Recording [with County Clerk Recorders Office] (Actual recording fee costs plus staff time & mileage)	\$118 / document	\$121 / document	*
Trail Maps	\$2.00 per map	No change	
Audio Recordings of Meetings	\$20 refundable deposit if using city provided flash drive	No change	
Printed documents (i.e. general plan, budget, zoning ord., etc.)	Cost	No change	
Video Recordings of Meetings	Cost	No change	
FPPC Document Copying	\$.10/page (per State Law)	No change	
Notary Public Fee	\$10/document (per State law)	No change	
Business License Initial Registration Fee - New Business	\$63	No change	
Business License Renewal Registration - All Businesses (including exempt)	\$29	No change	
Return Check Service Charge	\$25/check return (per state law)	No change	
Late Payment Charges for Administrative Fines	Ten (10) percent of original fine for every 30 days or portion thereof. The Late Payment Charge shall not exceed 100 percent of the original fine.	Ten (10) percent of original fine for every 30 days or portion thereof. The Late Payment Charge shall not exceed 100 percent of the original fine.	
Street Closure Fee	\$113	\$116	*
Administrative penalty for City issued permits after the fact (encroachment permit; tree removal permit, etc.)	Double the original permit fee.	No change	
Code Enforcement non-compliance re-inspection after the first inspection (in addition to any citation fines)	\$33 / inspection	\$34 / inspection	**

NOTES	
	Time means the cost per hour for an employee at the time the costs are incurred. Costs included salary, benefits, overhead and overtime, as applicable. Time also means City Engineer billing (plus 15%), as well as costs of other contracts and expenses. Detail of costs are available upon request.
	Cost means the cost of equipment use, materials, labor, and supplies.
	Deposits are required upon submittal of an application. A minimum deposit is stipulated by these fees. At his/her discretion the City Manager can reduce the required deposit. Also, if it is the judgment of staff a minimum deposit is not sufficient, the required deposit may be increased. If, after a deposit is made, more funds are needed, the applicant will be notified when approx. 30% of the deposit remains, any additional funds estimated by staff are to be provided to replenish the deposit account for continuing work on the project, until such funds are received work on the project may be suspended.
	If a development project requires multiple applications, only a single deposit shall be required. In such cases, the amount of the deposit shall be the largest single deposit required by any of the applications, or an amount determined by the City Manager, not to exceed the sum of the deposits.
	All fixed-cost development application fees are refundable based upon the City amount of staff work completed on the process of the application and subject to approval by the City Manager.
	Audio recordings are kept for 30 calendar days after the minutes are approved.
	* Fees increase from the prior year for the April 2015 to April 2016 CPI factor (2.7%) as published by the Bureau of Labor Statistics for the San Francisco-Oakland-San Jose area unless increases were waived in the prior year (or more than one year), whereby aggregated CPI factors were considered.
	** CPI in prior year schedule (FY 2016) did not result in a fee increase due to the CPI impact being too trivial to warrant a full dollar increase as fees are generally adopted in whole dollars only. As a result, current year increase incorporates the last two years of CPI adjustments or 5.1% (i.e. FY 2016 = 2.4%; FY 2017 - 2.7%).
	¹ Amount reflects minimum engineering deposit for standard project requirements. However additional amount may be required as determined by the City Engineer for unusual or non-standard circumstances. All costs for inspection and administration relating to this permit shall be deducted from the inspection service deposit(s) or cash bond.
	² This specified Clayton Community Park picnic area is only available for rent in 4 hour block increments.
	> Indicates fee increases and will take effect 60 days after adoption that may be subject to California Government Code Section 66017. All other fees will take effect upon adoption of Resolutions.



CITY OF CLAYTON CITY COUNCIL PUBLIC MEETING NOTICE

The Clayton City Council, at its regular meeting of June 21, 2016, beginning at 7:00 pm or thereafter as may be heard, will consider its annual review and update to the City of Clayton Master Fee Schedule for certain user-benefit City services and use of City facilities and parks.

The Master Fee Schedule incorporates minor adjustments to existing fees capture the San Francisco-Oakland-San Jose April 2015 to April 2016 consumer price index (CPI) growth rate of 2.7% published by the United States Bureau of Labor and Statistics. The proposed Master Fee Schedule may be examined for no charge at the City of Clayton City Clerk's Office, 6000 Heritage Trail in Clayton between 9:00 a.m. and 5:00 p.m., Monday through Friday. It is also now available on the City of Clayton website at www.cityofclayton.org.

Interested citizens are invited to attend and participate in the meeting and present written and/or oral testimony concerning the Fee Schedule proposal. If one cannot attend the hearing, one may send written comments to the City Clerk prior to the hearing at the address below or via email to jbrown@ci.clayton.ca.us.

The complete staff report will be available on the City's website after 5:00 pm on June 17, 2016. If one has questions concerning the proposal, please contact the Finance Manager at 925-673-7300.

Date Posted on Notice Boards: June 10, 2016


Kevin Mizuno, CPA
Finance Manager



Agenda Date: 6-21-2016

Agenda Item: 10a

STAFF REPORT

Approved: 
Gary A. Napper
City Manager

TO: HONORABLE MAYOR AND COUNCILMEMBERS

FROM: Janet Brown, City Clerk

DATE: June 21, 2016

SUBJECT: Consider three appointments to the Planning Commission for terms of office commencing July 1, 2016 through June 30, 2018.

BACKGROUND

The terms of office for incumbent Planning Commissioners Dave Bruzzone, Sandra Johnson and Gregg Manning expired on June 30, 2016. City Planning Commissioners are appointed for two year terms. Ms. Johnson and Mr. Manning are "termed-out" from further consecutive years of office on the Commission (per section 2.12.020 of the *Clayton Municipal Code*) while Commissioner Bruzzone informed the City on June 1, 2016 he would not seek reappointment.

Staff advertised for Planning Commission applications in the Clayton Pioneer, on the City's website, and at the City's three (3) posting areas. Applications were due on June 15, 2016 and five citizens applied. Subsequently, one applicant verbally informed the City Clerk on June 16 that he was unavailable for the interview with the City Council.

Official appointments to the Planning Commission require full City Council vote. Earlier in the evening the City Council interviewed the four candidates.

RECOMMENDATION

Adopt the attached Resolution indicating the three (3) individuals to be appointed to the Planning Commission, for two year terms.

FISCAL IMPACT

None.

Attachments: Resolution -1 page
Applications (5) - 15 pages

RESOLUTION NO. -2016

A RESOLUTION APPOINTING THREE CITIZENS
TO THE CLAYTON PLANNING COMMISSION

THE CITY COUNCIL
City of Clayton, California

WHEREAS, in 1964 the City Council of Clayton adopted Ordinance No. 20 establishing the City of Clayton Planning Commission with five (5) members; and

WHEREAS, the terms of office for existing Commissioners David Bruzzone, Sandra Johnson and Gregg Manning expire on June 30, 2016; and

WHEREAS, staff advertised the upcoming vacancy of three appointive positions on the Planning Commission and set a deadline of June 15, 2016 for candidates to submit an application to serve; and

WHEREAS, five interested citizens submitted timely applications expressing willingness to serve in this appointed capacity.

NOW, THEREFORE, BE IT RESOLVED that the City Council of Clayton, California, does hereby appoint the following three individuals to the Planning Commission of the City of Clayton for full two-year terms of office:

_____ : July 1, 2016 through June 30, 2018

_____ : July 1, 2016 through June 30, 2018

_____ : July 1, 2016 through June 30, 2018

PASSED, APPROVED AND ADOPTED by the City Council of Clayton, California at a regular public meeting thereof held the 21st day of June 2016 by the following vote:

AYES:

NOES:

ABSTAIN:

ABSENT:

THE CITY COUNCIL OF CLAYTON, CA

Howard Geller, Mayor

ATTEST:

Janet Brown, City Clerk

APPLICATIONS

FOR

PLANNING COMMISSION



Received

MAY 18 2016

City of Clayton

*** CITY PLANNING COMMISSION *
APPLICATION**

All information contained on this application is a public record subject to public disclosure. This includes home address and all phone numbers. This public office is required by state law to complete and file an annual Financial Statement of Economic Interest

Name: Dale A Davis

Date: 5 18 2016

Home address: 1039 Feather Circle, Clayton Contact phone: 510 333 1943

Length of residence in Clayton: 14 Years

Email address: sfdad@comcast.net

Present employer: Self Employed

Occupation: Owner of Virtual Building Browser

A. Education and special training: Washburn university, Pre Engineering, AIA series and LEED professional

B. Please list experiences and activities which particularly qualify you for an appointment to the Clayton Planning Commission:

over 40 years in the Architectural and Engineering design , construction and operation of major facilities across the globe

My current resume is attached for review and information

C. What do you consider to be the role of a City Planning Commissioner?

The Planning Commission has the primary responsibility for approving Clayton's comprehensive plan. This document includes C
The Commission advises the City Council on annexations, zoning related issues, subdivision development, and architecture and
The Commission cooperates with other municipal or regional planning commissions, and other agencies or groups, to further loc

D. Other relevant information and interests:

City of Clayton improvements and green building uses

E. Please list three references with phone numbers:

1. Jerry Davis 1 925 575 6238
2. Harshad Doshi 1 708 203 4505
3. Duane Davies 1 510 773 8128

Dale A Davis

Signature

The City of Clayton appreciates your interest and willingness to seek involvement in your community through civic service on our City Planning Commission. Thank you for your application.

Dale Davis, CxA, LEED AP, ACG Certified Commissioning Authority – MEP Energy Specialist

Dale Davis has more than 30 years of facility construction, engineering, commissioning, operations and maintenance knowledge and experience, with responsibility for managing projects from inception through occupancy and beyond. With more than 30 years of mechanical, electrical, and plumbing design and construction experience, Mr. Davis understands all facets of the industry and is qualified to manage project assignments of all sizes. He has managed an array of facility projects including High Density Data Centers, airport expansions, fast track office buildings, convention centers, hotels and hospitals. He is known for completing projects on time and on schedule and is experienced in multiple project delivery methods, particularly design build. As a member of the National Bureau of Standards Smart Building Alliance Dale is working on a Facility Maintenance and Operation program to use BIM (Building Information Modeling) and COBIE as tools to improve facility operation and maintenance and fully supports true cloud based Commissioning.

Background

Washburn University, Topeka, KS.

LEED Accredited Professional

ASHE Certified Healthcare Contractor

Associate AIA

Published in ASHRAE, ASHE, USGBC

Seminars on the Design Build process at the American Society Health Care Engineers national conventions

Presentations at National Conventions for BCA and USGBC

Guest lecturer at the UCLA School of Construction Management

Received awards from the Air Force and Corps of Engineers for Outstanding program management as well as from the City of Los Angeles for Outstanding Contributions for the Los Angeles Convention Center Project

Member of the Nation Bureau of Standards, Smart Building Alliance

Associations: OSHPD, AIA, NSPE, NFPA, NSPE, EEA, ASHE, ASHRAE, DBIA, AGC, USGBC

Members of Uptime Institute and Data Center Dynamics

Is Patent Holder for a Cloud Based Asset Management system, Virtual Building Browser

PROFESSIONAL EXPERIENCE

03/30/2013-Present- Commissioning Manager- Virtual Building Browser, Inc

06/15/2012-03/29/2013- Western Regional Cx Manager-Primary Integration Solutions

04/16/09-06/14/1012 - Sr Project Manager and commissioning agent-KBA, Inc.

10/15/07- 03/15/09 - Jtec HCM, Inc- Sr. Project Manager

3/2/2006- 09/30/2007- Ted Jacob Engineering Group, LLC.-Managing Principal, EVP

2/1/2004 – 3/28/2006 - Kaiser Permanente- Sr Project Manager Rebuild LAMC Sunset

8/01/2002 to 6/15/2003- HMH Construction Co. Sacramento, CA. Project Executive

2001 to 7/2002- Turner Construction Co. Sr. Manager – Pre-Construction-Western Region

1998 to 2001– Bovis Lend Lease Construction Corp : Regional Technical Manager

1978 to 1998 - Syska & Hennessy Engineers and CEM, Associate Partner Los Angeles & San Francisco, CA. CEM is a Design Build Company owned by Syska & Hennessy

Dale Davis, LEED ap, CxA Commissioning Experience

Owner	Facility Type	Location	Size/S.F.	Year	Comments
VA	Hospital	Fayetteville, Ak	7,800	2015	Commissioning Agent
VA	Hospital	Temple, Tx	35,000	2015	Commissioning Agent
Roche B 729	Lab/Research	Pleasanton, Ca	47,000	2014	Commissioning Agent
Roche Spring BIO Lab	Lab/Research	Pleasanton, Ca	8,000	2014	Commissioning Agent
Abbott Labs	Lab/Research	Santa Clara, Ca	52,000	2013	Commissioning Agent
Kaiser	Data Center	Pleasanton, Ca	35,000	2013	Commissioning Oversight
Google	Office Build Out	B 46, Mountain View, ca	52,000	2011	Commissioning Agent/ Leed ap
Google	Golden Castle	Mountain View, Ca	36,000	2012	Commissioning Agent
SEMPRA	HD Data Center	Monterey Park, Ca	18,000	2013	Commissioning Agent/ Leed ap
Stanford Vision Ctr	Eye Institute	Palo Alto, Ca	30,300	2010	Commissioning Agent/ Leed ap
Google	Office Build Out	1900 Charleston, Mountain View, ca	95,000	2011	Commissioning Agent/ Leed ap
Google	Office Build Out	1950 Charleston, Mountain View, ca	95,000	2009	Commissioning Agent/ Leed ap
Google	Office Build Out	2000 Charleston, Mountain View, ca	95,000	2010	Commissioning Agent/ Leed ap
John Muir Hospital	Hospital & CP	Walnut Creek, Ca.	325,000	2007-09	Commissioning manager
John Muir Hospital	Hospital & CP	Concord, Ca	176,000	2007-09	Commissioning manager
Highland Hospital	Hospital & CP	Oakland, Ca.	425,000	2008-09	Completed Cx RFP and selection Process
Santa Clara	Crime Lab	San Jose, Ca	90,000	2006	Wrote and Coordinated Cx Plan
Ask.com	HD Data Center	Moses Lake, Wa	35,000	2007	Wrote and Coordinated Cx Plan
Countrywide	HD Data Center	Dallas, Tx	43,000	2007	Wrote and Coordinated Cx Plan
Countrywide	HD Data Center	Phoenix, Az	43,000	2007	Wrote and Coordinated Cx Plan

Fox.com	HD Data Center	Houston, Tx	38,000	2007	Wrote and Coordinated Cx Plan
Go Daddy.com	HD Data Center	Houston, Tx	42,000	2007	Wrote and Coordinated Cx Plan
Cisco Rnd624	HD Data Center	Richardson, Tx	45,000	2006	Wrote and Coordinated Cx Plan
Hoag Hospital	Hospital & CP	Newport Beach, CA	450,000	2004	Completed Cx Plan and LEED registration
Withheld	Hospital & CP	West Hollywood, Ca	650,000	2004	Oversight on Contractors Cx. Plan
Withheld	Hospital & CP	Santa Monica, CA	575,000	2001	Suggested Cx Subs for Owner/ Completed RFQ
State of California	Hospital & CP	UC Davis, California	475,000	1999	Wrote and Coordinated Cx Plan
US Air Force	Hospital & CP	Barksdale AF Base, LA	125,000	1997	Completed Cx Plan
US Air Force	Hospital & CP	Travis AF Base, CA	35,000	1998	Completed Cx Plan
US Air Force	Hospital & CP	Nellis AF Base, NV	14,000	1998	Completed Cx Plan
US Air Force	Hospital & CP	Luke AF Base, AZ	16,000	1997	Completed Cx Plan
US Air Force	Hospital & CP	Ft Meade, MD	375,000	1997	Completed Cx Plan
Millenium Dev	39 Flr Mix. Use	SF, CA	950,000	1999	Completed Cx Plan
City of SF	Hospital & CP	SF, CA	727,000	2001	Team Member on Cx Plan / and Worked on LEED
Kaiser	Hospital & CP	3 Locations	350,000	2002	Outlined Cx Plan Specifications/On Green Team
B of A	Data Ctr	Los Angeles, CA	NA	1996	Retro Commissioning PM
B of A	Data Ctr	SF, CA.	NA	1996	Retro Commissioning PM
City of LA	Convention Ctr	Los Angeles, CA	1.5 Million	1995	Complete Cx and O & M
Hawaii Conv. Bureau	Convention Ctr	Hawaii	750,000	1996	Complete Cx and O & M

All of the data centers were N+2

Dale Davis is a driving force behind Virtual Building Browsers commitment to a paperless solution for building commissioning and real time facility asset management. He believes in putting the client first, to listen carefully and work on finding a solution to what often is a very complicated puzzle, and then carry out the solution with the highest standards of quality and integrity.

Reference Quote:

As the Facility Manager for a large (650,000 SF Hospital) my time was very valuable. The Hospital Commissioning manager was Dale Davis.

Dale's knowledge and experience brought this effort to a very successful completion freeing up my efforts to concentrate on managing the Hospital. This transpired into the level of detail and analysis I was hoping to get...I appreciate how he performed as a true team leader and how well he understood my project.

Tony Leon
Director Facility Technical Services
Kaiser LAMC Sunset

References

Kaiser LAMC-750,000 SF Replacement Hospital and Central Plant

I was Commissioning Manager. Ref Tony Leon- 401.304.7909

Richard Fleig-667-600-2271

Google 2000 , 1950 and 1900 Charleston-3 90,000 SF Renovations

Commissioning Authority and LEED enhanced Cx lead.

Reference: Anthony Ravitz- Google- 650-253-0676

John Muir Med Center-375,000 SF Hospital Expansion

I was Commissioning Manager

Reference-Nathan Valech-OSHPD-510-459-0824

Google B-46- 54,000 SF Interior renovation

Commissioning Authority and LEED enhanced Cx lead

Reference-Frank Chiu-Google- 650-621-0364

SEMPRA Energy Data Center-7,000 SF HD Data Center Addition

Commissioning Authority

Reference-Paul Lombardi- SEMPRA Energy-562-804-4304

Stanford Eye Institute-35,000 SF Eye Treatment Center expansion

Commissioning Authority and LEED enhanced Cx lead

Reference: Joel McKinney-Stanford Medical Center-650-721-2146

Dale Davis

510 333 1943

sfdad@comcast.net

PLANNING COMMISSION APPLICATION

JUN 15 2016

All information contained on this application is public record. This includes City of Clayton home address and all phone numbers and this position is required to fill out a Financial Statement of Economic Interest.

Name: Amy Hines-Shalkh

Date: 06/14/2016

Home address: 112 La Encinal Ct. Home phone: 925-822-4213

Business phone: 562-201-9243

FAX number: N/A - if applicable

Length of residence in Clayton: February 2012

E-mail address: yamshines@gmail.com

Present employer: University Professional & Technical Employees

Occupation: Higher Education Director

Education and special training: Masters in Organizational Development & Knowledge Management, George Mason University, Arlington, VA - May 2015
Masters in Labor Relations and Research, University of Massachusetts, Amherst - May 2005
Bachelor of Science, Political Science, University of Utah - 2005

Clayton Planning Commission:

On the Sacramento and Yolo County Workforce Investment Boards 2007 - 2009

Involved in activism around The Salt Lake City Winter Olympic Games - February 2002

How do you perceive the role of a Planning Commissioner?

A balancing act of many interests

Other interests and hobbies:

Playing in the park with my 6 month old son, Ayaan.

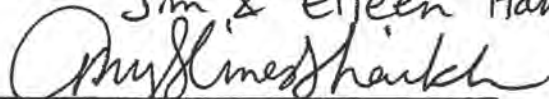
List three references with phone numbers:

Monika Mayhew 925-817-8402

Tammy Stezak 925-360-7330

Flor & Hugh Tolari 925-672-6686

Jim & Eileen Hansen 925-759-4377


Signature

p. s. - If I am not selected for the
planning commission, please consider me
for the trails and landscaping committee



Received
JUN 01 2016
City of Clayton

* CITY PLANNING COMMISSION * APPLICATION

All information contained on this application is a public record subject to public disclosure. This includes home address and all phone numbers.

This public office is required by state law to complete and file an annual Financial Statement of Economic Interest

Name: Robert David Scrosati

Date: 5/29/2016

Home address: 5181 Keller Ridge Drive Home phone: (925) 693-0951

Business phone: (925) 286-1094

FAX number: _____ if applicable

Length of residence in Clayton: 6 years

E-mail address: rrscrosati@comcast.net

Present employer: UC Berkeley Real Estate & Development Department

Occupation: Consulting Inspector

A. Education and special training:

Completion of High School and completion of 5 years Vocational /Trade School as a Journeyman Plumber. ICBO and IAPMO certification in the Uniform Plumbing and Mechanical Codes in residential and commercial categories. Successfully completed courses of instruction in 1993 NI Update and 1994 UBC Update.

B. Please list experience and activities, which particularly qualify you for an appointment to the Clayton Planning Commission:

1978 - 1988 Ten Years of combined experience as a Plumbing/Mechanical Inspector (City of Oakland and City of Concord): plan review of residential and commercial buildings, seismic requirements, equipment installation, and alterations in compliance with code requirements.
1988 - 2000 Twelve Years as a Sr. Building Inspector responsible for management of Santa Clara County Building Inspections Office; all Plumbing/Mechanical plan check review of non-residential construction; interpretation and enforcement of code compliance.

Active participation in various Santa Clara County staff development workshops such as: Front-Line Leadership; Diversity; and Safety Awareness.

Work experience has provided me with the ability to work well with contractors, general public and upper management.

Worked for TRB + Associates as a consultant plan checker for plumbing and mechanical systems for several years, reviewing mechanical and plumbing plans for local City governments.

2000 to Present: Have been working under a professional service agreement as a consultant for The Regents of the University of California, Berkeley, Real Estate and Development Department as an inspector and plan checker.

C. What do you consider to be the role of a Planning Commissioner?

City commissioner is an elected official who oversees city activities and works to ensure that citizen concerns are met, federal and state requirements are fulfilled, and City operations run smoothly.

D. Other relevant information and interests:

Volunteer driver for Meals on Wheels in Concord and Clayton area.

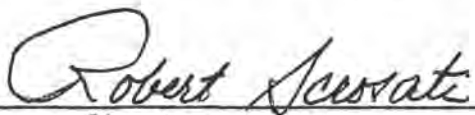
Vice-President for ICS on Line, Inc. (family owned UL panel shop and industrial programming business) in Ripon, California.

Gardening / landscape and maintenance of home. Enjoy spending time with my children, and grandchildren.

E. List three references with phone numbers:

Malcolm Gausted, Director and Campus Building Official for UC Berkeley (925) 250-9988 Michael Harrison Manager / Building Official Santa Clara County (408) 299-5718

Todd Bailey owner of TRB + Associates (925) 866-2633



Signature



Received
MAY 8 1 2016
City of Clayton

* CITY PLANNING COMMISSION *
APPLICATION

All information contained on this application is a public record subject to public disclosure. This includes home address and all phone numbers. This public office is required by state law to complete and file an annual Financial Statement of Economic Interest

Name: JERRY F. WAITROVICH

Date: 5/27/16

Home address: 401 GRENACHE CIRCLE Contact phone: 925-672-1170

Length of residence in Clayton: SINCE 1985

Email address: NONE

Present employer: Retired FROM PACIFIC COAST INDUSTRIES IN 1997

Occupation: GENERAL MANAGER OF OPERATING DIVISIONS @ PACIFIC COAST AND AT CERTAIN TEED CORPORATION

A. Education and special training: B.S. CHEMICAL ENGINEERING, UNIVERSITY OF WISCONSIN
POST GRADUATION COURSE IN STATISTICS AT
INSTITUTE OF CHEMISTRY IN APPLETON WIS
D'YORK COLLEGE IN BUFFALO NEW YORK

HELD MANAGEMENT POSITIONS IN PAPER INDUSTRY, ROOSTING, MANUFACTURING, AND CHEM PRODUCTS

B. Please list experiences and activities which particularly qualify you for an appointment to the Clayton Planning Commission:

SERVED ON THE PLANNING COMMISSION OF PLYMOUTH TOWNSHIP IN SUBURBAN PHILADELPHIA
(POPULATION OF 3500) BETWEEN LATE 1960'S TO 1974. WHILE ON THE PLANNING
COMMISSION I LED AN EFFORT TO ESTABLISH A COMPREHENSIVE PLAN FOR THE COMMUNITY

ELECTED TO THE TOWNSHIP BOARD OF COMMISSIONERS (THE GOVERNING BODY OF
THE COMMUNITY) IN 1971. WAS RE-ELECTED 4 YEARS LATER FOR A SECOND TERM
WITH OVER 65% VOTE APPROVAL. ON THE BOARD I WAS THE PRESIDENT FOR 6 YEARS
I IMPLEMENTED LONG RANGE FISCAL PLANNING AND PROPER BUDGETING PROCEDURES

C. What do you consider to be the role of a City Planning Commissioner?

To aid Council in the area of development and offer City Council specific recommendations on how and where Clayton should develop and grow in concert with the wishes of the citizens

D. Other relevant information and interests:


Member of Branch 19 of SIRS that meet @ Oakhurst. Was Big Six of the Branch in 2000

Member of St Bonaventure Church since moving to California in 1980

Enjoy playing competitive Duplicate Contract Bridge and have achieved Bronze Life Master Status

E. Please list three references with phone numbers:

1. George Vart 672-3703
2. Dennis and Corinne Fryer 672-3806
3. Erik Dietrich 510-847-6442 (cell)


Signature

The City of Clayton appreciates your interest and willingness to seek involvement in your community through civic service on our City Planning Commission. Thank you for your application.

APPLICANT

UNAVAILABLE

ON

INTERVIEW DATE

FOR

PLANNING COMMISSION



*** CITY PLANNING COMMISSION *
APPLICATION**

All information contained on this application is a public record subject to public disclosure. This includes home address and all phone numbers. This public office is required by state law to complete and file an annual Financial Statement of Economic Interest

Name: Bassam Altwal

Date: 6/10/2016

Home address: 33 El Molino Dr. Contact phone: 415.310.3010

Length of residence in Clayton: 10 Years

Email address bassam@calaccessibility.com

Present employer: Cal Accessibility (Owner)

Occupation: Access Specialist

A. Education and special training: _____
 Mastwrs Degree in Architecture,
 DSA Certified Access Specialist

B. Please list experiences and activities which particularly qualify you for an appointment to the Clayton Planning Commission:

My Degree was about city Planning (350 page book and a neighborhood design project) 987 Venice - Italy

I was the Vice president of Architecture for a local architectural firm that dealt with Planning and shopping centers designs.

C. What do you consider to be the role of a City Planning Commissioner?

Review development projects presented to the City and evaluate them based on
criteria set already with the broader setting of the City plan and not just limited to the
area of the project. Respecting the Zoning codes.

I believe the planner should always make sure that the City remains a wonderful
place to live.

D. Other relevant information and interests:

Being here for only 10 years and loving it allows me to bring my International
experience and fresh view to the position.

Local soccer coach and Referee

Riding Motorcycles

Family.

E. Please list three references with phone numbers:

1. Dennis Tobin (Clayton Resident) 925.324.5645

2. Matt Mazzei Sr. (Clayton Resident) 925.766.9300

3. Jeff Annison (Clayton Resident) 510.393.0738



Signature

*The City of Clayton appreciates your interest and willingness to seek
involvement in your community through civic service on our
City Planning Commission. Thank you for your application.*



Agenda Date: June 21, 2016

Agenda Item: 10b

Approved:

Gary A. Napper
City Manager

AGENDA REPORT

TO: HONORABLE MAYOR AND CITY COUNCIL

FROM: Laura Hoffmeister, Assistant to the City Manager 

DATE: June 21, 2016

SUBJECT: Consideration of request by Pacific Coast Farmers Market Association to relocate the existing Clayton Farmers' Market from its present location on Diablo Street (between Main and Center Streets) to the KinderCare and City parking lot off Main Street (6095 Main Street), effective June 2, 2016.

RECOMMENDATION

It is recommended that the City Council approve the request by Pacific Coast Farmers Market Association to relocate the existing Clayton Farmers' Market from its present location on Diablo Street (between Main and Center Streets) to the parking lot off Main Street (6095 Main Street) KinderCare and City parking lot, effective July 2, 2016.

BACKGROUND

The City's annual seasonal farmers market located in downtown on Diablo Street has been provided by Pacific Coast Farmers Market Association since May 2008. The current event venue on Diablo Street between Main and Center Streets was selected by Pacific Coast Farmers Market. The Clayton market initially ran from 9 am to 1 pm the first Saturday after the Art and Wine Festival through the last Saturday in October, except for the Saturdays when the 4th of July, Labor Day Derby, Rib Cook Off and the Oktoberfest are held. Based upon feedback from the community and vendors after the first year the market hours were changed to its present hours of 8am to Noon.

Over the last few years the attendance at the Clayton Farmers Market has declined. This in turn has decreased the participation by the market vendors. Over the last couple of years, Pacific Cost Farmers Market adjusted the ending date of the market season to correspond to the end of the summer- fall fruit and vegetable season, and before the incimate weather. It now ends in late September, where previously it ended in late October. Another recent change in the last few years has been the establishment of a Saturday morning farmers market held at Shadelands off Ygnacio Valley Road. This market is put on by a different operator, however the market vendors often sign up with both operators. According to the vendors they prefer the Shadelands location as it is more visible to the public from a main thoroughfare and draws customers in off the heavily traveled roadway.

DISCUSSION

The Clayton Farmers Market Manager has evaluated other locations in downtown that could provide a similar visibility to that provided by Shadelands market. After considering several locations Pacific Coast Farmers Market director and market manager have identified and requested the use of the KinderCare parking lot and adjacent City parking lot off Main Street. Pacific Coast Farmers Market has contacted and discussed this location with KinderCare. KinderCare is supportive of this location and has granted its written approval for use of its parking lot area for this community benefit to Pacific Coast Farmers Market (Attachment 2).

Other locations evaluated included Center Street from Morris to old Marsh Creek Road: this location would remove high demand parking on Main Street at the Post Office which is very busy on Saturday mornings, and close off the Post Office parking lot access onto Main requiring all to use High Street. Additionally parking spaces along the park frontage would be removed including those in front of Center Street Deli which is open in the morning. It also would not be visible except for cars at the intersection of Marsh Creek and Center Street., and not visible to Clayton Road which has higher number of vehicles.

The Grove Park was also evaluated and determined that the current vegetation does not allow for exposure by street traffic, vendors do not want to off/on load and carry in/out their items to the park, the park grass would be smothered and die off from the vendors merchandise stacking, and some vendors would not be able to use as their booth set up would not allow for enough ADA access. It also would not be visible except for cars at the intersection of Marsh Creek and Center Street, and not visible to Clayton Road which has higher number of vehicles.

Main Street between Morris and old Marsh Creek Road: This location would interfere with the Saturday concerts set up which can start as early as 11 am depending on hot weather. It would also require the potential closure of old Marsh Creek Road at Center and Clayton Road due to the higher speed on Clayton Road this would end up in re-routing traffic away from the downtown farmers market. It also would not be visible except for cars at the intersection of Marsh Creek and Center Street., and not visible to Clayton Road which has higher number of vehicles.

ANALYSIS

Staff believes the operation and management of the downtown Clayton Farmers Market that has been provided by Pacific Coast Farmers Market Association since 2008 has been meeting the community needs, interest and expectations. They have been adjusting the market operations to meet community and vendor needs. The PCFMA has contacted and received Kinder Care approval for use of the parking lot portion that KinderCare owns. The area is highly visible to Clayton Road prior to the right turn onto old Marsh Creek Road. The higher visibility of the heavily traffic regional route is hoped to draw more customers to the market. Staff has contacted the current downtown businesses to advise them that this request was being made and received no objection. They also had noted that the attendance had dropped off over the years and support a location which would encourage Clayton Road traffic to come to downtown Clayton.

PCFMA, a Bay Area non-profit organization, has been providing farmers markets in the Bay Area for over 20 years, and operates markets in eight cities in Contra Costa County area including Danville, Walnut Creek-Kaiser, Concord and Martinez.

PCFMA is a full service organization with 22 staff persons. There is not any fee they collect from the City to operate a farmers market, however it requires the City to provide the market space for free. They receive their funding through their member/vendor fees. Their approach is that each community is different and they provide an approach where they work directly with the community so the market reflects what the community desires. "They market to have the feel of community ownership." They operate their own web site which includes the market information for each city that they serve.

FISCAL IMPACT

The City provides no monetary payment to PCFMA to operate the market. PCFMA is responsible for operating and maintaining the market area and for posting appropriate signage for street closure parking and traffic direction. There has been no fiscal impact to the City of Clayton except for the occasional flyers that are placed at City Hall, Library and posting boards.

RECOMMENDATION

Staff recommends that the City Council approve the relocation to the KinderCare and City parking lot (6095 Main Street), effective June 2, 2016.

- Attachment:
1. Layout of New location proposal at 6095 Main Street.
 2. Agreement from Kinder Care to allow use by PCFMA for the KinderCare parking lot

Clayton Farmers' Market New Location Proposal 2016



Pros: High visibility from Clayton Road. Does not disrupt traffic flow. Does not block businesses in area. Leaves ample parking for customers. Closer to bathrooms and to The Grove. Fast break-down time. Will not impede concerts in the park set up. Has shade for customers. This location allows for a small food court.



**PACIFIC COAST FARMERS'
MARKET ASSOCIATION**

5060 Commercial Circle, Ste. A
Concord, CA 94520

RIGHT TO ACCESS AGREEMENT

This AGREEMENT is made and entered into as of June, 17th, 2016 (hereinafter "PROVIDER) by and between Kinder Care of Clayton and the Pacific Coast Farmers' Market Association (hereinafter "PCFMA), a California nonprofit corporation.

RECITALS

1. PCFMA organizes and operates a Certified Farmers' Market and an adjacent area where nonagricultural products may be sold (hereinafter "MARKET") located at 6095 Main St, Clayton, CA 94517. The MARKET operates Saturday from 8:00AM to 12:00PM and is open for the use and benefit of members of the general public.
2. The MARKET operates in close proximity to the PROVIDER and therefore would benefit from use of PROVIDER'S parking lot.
3. The PROVIDER desires to permit use of the parking lot controlled by the PROVIDER, to the MARKET, provided that such use shall not impinge, diminish or adversely affect public health, safety or welfare.
4. This Right to Access is granted by PROVIDER and accepted by PCFMA upon each and all of the conditions set forth in this AGREEMENT, and by accepting the benefits hereof, PROVIDER and PCFMA agree to fully perform and observe such conditions.

TERMS

1. This AGREEMENT shall go into effect upon the date July 2nd, 2016 and stay in effect until the last day of the market, September 24, 2016 unless canceled in accordance with the terms of this AGREEMENT.
2. No property right is granted hereby; notwithstanding the foregoing, PCFMA hereby knowingly waives and relinquishes any right it may have or claim to have pursuant to California Code, Sections 7260 through 7277.



CONDITIONS

1. This AGREEMENT may be canceled and Right to Access may be revoked by PROVIDER upon fourteen days written notice to PCFMA. In such an event, PCFMA shall have the full right to complete and prepare an appeal of the revocation with fourteen days to PROVIDER. PROVIDER agrees that termination will be based upon good cause which PROVIDER has brought to PCFMA's attention and which PCFMA has had a reasonable opportunity to resolve.
2. This AGREEMENT may be canceled by PCFMA upon fourteen days written notice to PROVIDER.
3. PCFMA shall keep and maintain the permitted area free and clear of any and all trash, refuse, garbage debris or litter arising from or incidental to its use of the property as permitted hereby. PCFMA and all parties participating in the MARKET will not use the PROVIDER'S.
4. All notices required or contemplated by this AGREEMENT shall be in writing and shall be delivered to the respective party as set forth in this section. Communications shall be deemed to be effective upon the first to occur of: (a) actual receipt by a party's Authorized Representative, or (b) actual receipt at the address designated below, or (c) three working days following deposit in the United States Mail of registered or certified mail sent to the address designated below. The Authorized Representative of either party may modify their respective contact information identified in this section by providing notice to the other party.
5. PCFMA and all parties participating in the MARKET will not enter nor use any of the PROVIDER'S playground areas.

To: PROVIDER

Kinder Care

6095 Main St

Clayton, CA 94517

To: PCFMA

5060 Commercial Circle Suite A

Concord, CA. 94520

5. The interpretation, validity, and enforcement of this AGREEMENT shall be governed by and interpreted in accordance with the laws of the State of California. Any suit, claim, or legal proceeding of any kind related to this agreement shall be filed and heard in a court of competent jurisdiction in the County of San Francisco.



7. In the event any legal action is commenced to enforce this AGREEMENT, the prevailing party is entitled to reasonable attorney's fees, costs, and expenses incurred.
8. This AGREEMENT may not be modified orally or in any manner other than by an agreement in writing signed by both parties.
9. Waiver of a breach or default under this AGREEMENT shall not constitute a continuing waiver or a waiver of a subsequent breach of the same or any other provision of this Agreement.
10. This AGREEMENT, including all documents incorporated herein by reference, comprises the entire integrated understanding between the parties concerning the services described herein. This AGREEMENT supersedes all prior negotiations, agreements, and understandings regarding this matter, whether written or oral. The documents incorporated by reference into this AGREEMENT are complementary; what is called for in one is binding as if called for in all.
11. The individuals executing this AGREEMENT represent and warrant that they have the right, power, legal capacity, and authority to enter into and to execute this AGREEMENT on behalf of the respective legal entities of the PCFMA and the PROVIDER. This AGREEMENT shall inure to the benefit of and be binding upon the parties hereto and their respective successors and assigns.



IN WITNESS WHEREOF, the PROVIDER and PCFMA do hereby agree to the full performance of the terms set forth herein.

PROVIDER

Kinder Care

6095 Main St.

Clayton, CA 94517

PCFMA

5060 Commercial Circle Suite A

Concord, CA. 94520

By: Jeannie Kloberdanz

Title: Center Director

Signature: Jeannie Kloberdanz

Date: 06/17/16

By: Ben Palazzolo

Title: Director of Direct Marketing

Signature: [Handwritten Signature]

Date: 06/17/16

Agenda Item: 2a GHAD

MINUTES
REGULAR MEETING
OAKHURST GEOLOGICAL HAZARD ABATEMENT DISTRICT (GHAD)

December 1, 2015

1. **CALL TO ORDER AND ROLL CALL** – the meeting was called to order at 7:17 p.m. by Chairman Geller. Board Members present: Chairman Geller, Vice Chair Haydon, Board Members Diaz and Pierce. Board Members absent: Board Member Shuey. Staff present: City Manager Gary Napper, General Legal Counsel Mala Subramanian, and Secretary Janet Brown.

2. **PUBLIC COMMENTS** – None.

3. **CONSENT CALENDAR** – It was moved by Chairman Geller, seconded by Board Member Diaz, to approve the Consent Calendar as submitted. (Passed; 4-0 vote).

(a) Approved the Board of Directors' minutes for its regular meeting of July 21, 2015.

4. **ANNUAL REORGANIZATION OF THE BOARD OF DIRECTORS**

(a) Nominations and election of Chair for 2016 (Chairman Geller to conduct election.)

Chairman Geller opened the floor to nominations for Chair.

Chairman Geller nominated Board Member Haydon for the office of Chairman; Board Member Diaz seconded the nomination. No other nominations were received.

Chairman Geller called for the vote and election of Keith Haydon as Chairman. Motion passed (4-0 vote).

(b) Nominations and election of Vice Chair for 2016 (New Chair to conduct this election.)

Chairman Haydon opened the floor to nominations for Vice Chair.

Chairman Haydon nominated Jim Diaz for the office of Vice Chair; Board Member Pierce seconded the nomination. No other nominations were received.

Chairman Haydon called for the vote and election of Jim Diaz as Vice Chair. Motion passed (4-0 vote).

5. **PUBLIC HEARINGS** - None.

6. **ACTION ITEMS** – None.

7. **BOARD ITEMS** – None.

8. **ADJOURNMENT** - on call by Chairman Haydon, the meeting adjourned at 7:18 p.m.

Respectfully submitted,

Janet Brown, Secretary

Approved by the Board of Directors
Oakhurst Geological Hazard Abatement District

Keith Haydon, Chairman



Agenda Date: 6-21-2016

Agenda Item: 2b GHAD

Approved:

Gary A. Napper
City Manager

GHAD REPORT

TO: HONORABLE CHAIR AND BOARD MEMBERS

FROM: CITY MANAGER

DATE: 21 JUNE 2016

SUBJECT: RESOLUTION APPROVING AN ADJUSTMENT IN BASE RETAINER AND SPECIAL LEGAL SERVICE RATES, GENERAL COUNSEL SERVICES

RECOMMENDATION

It is recommended the Board of Directors adopt the attached Resolution approving the First Amendment to the General Counsel Legal Services Agreement for contract general and special legal services with the law firm of Best Best & Krieger, LLP, for general counsel legal services.

BACKGROUND

For almost five (5) years, the law firm of Best Best & Krieger, LLP ("BB&K") has served the Board of Directors of the Oakhurst Geological Hazard Abatement District (GHAD) as its general counsel. Malathy "Mala" Subramanian has been General Counsel for that entire time period and has admirably represented the Board with legal counsel and legal advice. On 14 June 2016, BB&K formally notified the City Manager that it seeks an increase in its monthly base retainer fee and an upward adjustment to its partner special legal services billing rates along with a rise in paralegal/law clerks' hourly rates. The proposed and recommended increases would be effective with the commencement of the new fiscal year beginning 01 July 2016.

DISCUSSION

BB&K's request is its first submittal of a rate increase since the Board retained BB&K as its law firm in August 2011. During that time period to present, the Consumer Price Index (CPI) for the San Francisco – Oakland – San Jose, CA statistical area has risen by 12.77% (Aug. 2011 through April 2016). The requested \$500.00 per month adjustment to its base retainer fee currently at \$8,000 constitutes a 6% increase with an annual monetary value of \$6,000. The requested increase was anticipated and has been folded into the General Fund Budget proposed for Fiscal Year 2016-17.

In addition, BB&K seeks an adjustment in its billing rates for Special Legal Services which are additional types of legal advice and representations not included within its base retainer fee. Pursuant to the underlying Agreement, Special Legal Services include the following (ref. page 2):

- Litigation and formal administrative hearing matters;
- Labor relations and employment matters;
- Complex real estate or land acquisitions;
- Redevelopment;
- Natural resources (including CEQA, NEPA, and endangered species);
- Tax and ERISA related matters;
- Toxic substances matters (e.g., CERCLA, RCRA);
- Complex Code Enforcement; and
- Other matters mutually agreed upon.

As presented, the hourly billing rates for Partners/Of Counsel/Associate Attorneys would increase from \$275.00 per hour to \$295.00 per hour (7.3%), and the hourly rates for Paralegals/Law Clerks would rise from \$150.00 per hour to \$160.00 per hour (6.67%). Examining the current and past years of the Board's experiences needing BB&K's special legal services, the proposed adjustment represents a nominal increase exposure to the District's overall budget.

FISCAL IMPACT

The reasonable request adds a \$6,000 per year increase in the base retainer fee for legal services to the City. The proposed base retainer fee adjustment has already been incorporated into the City's General Fund Budget for FY 2016-17. Any additional special legal services required by the Board during the following year can likely be absorbed within the District's operating budget.

Attachments: GHAD Resolution [2 pp.]
First Amendment to base Agreement [2 pp.]
BB&K letter dated 14 June 2016 [1 pg.]

GHAD RESOLUTION NO. – 2016

A RESOLUTION APPROVING A FIRST AMENDMENT TO THE GENERAL COUNSEL LEGAL SERVICES AGREEMENT FOR CONTRACT GENERAL AND SPECIAL LEGAL SERVICES BETWEEN THE OAKHURST GEOLOGICAL HAZARD ABATEMENT DISTRICT (GHAD) AND THE LAW FIRM OF BEST BEST & KRIEGER, LLP, AUTHORIZING ADJUSTMENTS IN LEGAL COUNSEL SPECIAL RATES AND SERVICES

**BOARD OF DIRECTORS
OAKHURST GEOLOGICAL HAZARD ABATEMENT DISTRICT
Clayton, California**

WHEREAS, by City of Clayton Resolution No. 5-89 adopted by the Clayton City Council on 01 February 1989, the Oakhurst Geological Hazard Abatement District was duly formed and constituted as a separate legal public entity in the state of California; and

WHEREAS, on 22 August 2011 by adoption of GHAD Resolution No. 03-2011, the Board of Directors unanimously retained the law firm of Best Best & Krieger (BB&K) to be its legal counsel for the provision of general and special legal services for and to the GHAD Board of Directors, and did further appoint Malathy “Mala” Subramanian of BB&K to be its General Counsel; and

WHEREAS, by way of letter to the City of Clayton City Manager dated 14 June 2016, BB&K formally notified the City [and GHAD] of its first request in almost five (5) years to seek an increase in its base retainer fee and an increase in the hourly billing rates for Special Legal Services, each to become effective on 01 July 2016; and

WHEREAS, the law firm’s request for increase in base retainer fees represents a 6% adjustment while the hourly rates for Special Legal Services constitute a 7.3% increase in partner billing rates and a 6.67% increase in paralegal/law clerks billing rates; and

WHEREAS, during the ensuing time period between BB&K’s general counsel retention date in August 2011 to the present, the Consumer Price Index for the Metropolitan Statistical Area of San Francisco – Oakland – San Jose, CA [All Urban Consumers] has risen by 12.77% [August 2011 to April 2016]; and

WHEREAS, on further reflection of the quality of legal services and legal representation provided to GHAD by BB&K during the almost five (5) past years, it is the recommendation of the GHAD District Manager as well as the City Manager that said request is a reasonable and recommended budgetary accommodation;

NOW, THEREFORE, BE IT RESOLVED that the Board of Directors of the Oakhurst Geological Hazard Abatement District, Clayton, California does hereby find, determine and approve as follows:

Section 1. That the above Recitals are true and correct facts pertaining to an important matter of public policy to the GHAD.

Section 2. That the First Amendment to the General Counsel Legal Services Agreement between the Oakhurst Geological Hazard Abatement District and the law firm of Best Best & Krieger, LLP, ("BB&K"), attached hereto as Attachment A and incorporated herein as if fully set forth in this Resolution, does hereby set forth the amended terms and conditions for the District's continued retention of BB&K to provide general and special legal counsel services for and to the District, and therefore said First Amendment is hereby approved and adopted, effective 01 July 2016.

Section 3. The Chair is hereby authorized and directed to execute the First Amendment for and on behalf of the Oakhurst Geological Hazard Abatement District, a true and correct copy of the First Amendment attached hereto as Attachment A.

Section 4. This Resolution shall and does take immediate effect from and after its passage and adoption.

PASSED, APPROVED AND ADOPTED by the Board of Directors of the Oakhurst Geological Hazard Abatement District, Clayton, California at a regular public meeting thereof held on the 21st day of June 2016 by the following recorded vote:

AYES:

NOES:

ABSTAIN:

ABSENT:

THE GHAD BOARD OF DIRECTORS

Keith Haydon, Chair

ATTEST:

Janet Brown, Secretary

**FIRST AMENDMENT TO GENERAL COUNSEL LEGAL SERVICES AGREEMENT BETWEEN
CITY OF CLAYTON/CLAYTON SUCCESSOR AGENCY/OAKHURST GEOLOGICAL HAZARD
ABATEMENT DISTRICT AND
BEST BEST & KRIEGER LLP**

This First Amendment to the General Counsel Legal Services Agreement ("First Amendment") is entered into on July 1, 2016 by and amongst the City of Clayton ("City"), the Clayton Successor Agency ("Agency"), the Oakhurst Geological Hazard Abatement District ("GHAD") (collectively, the "Client") and Best Best & Krieger LLP, a limited liability partnership, engaged in the practice of law ("BB&K").

RECITALS

A. WHEREAS, in 2011, Client and BB&K entered into that certain General Counsel Legal Services Agreement to perform all necessary legal services for the Client ("Agreement").

B. WHEREAS, Client and BB&K now desire to amend the Agreement to amend the compensation and update the type of services provided.

NOW, THEREFORE, Client and BB&K for good and valuable consideration, the sufficiency and receipt of which the parties hereby acknowledge agree as follows:

1. Section 3.7.2 of the Agreement is hereby amended in its entirety to read as follows:

"3.7.2 Basic Legal Services - Retainer. The Client shall pay for Basic Legal Services at the fixed monthly retainer amount of Eight Thousand Five Hundred Dollars (\$8,500) per month (estimated at an average of 40 to 45 hours per month) for basic legal services, which shall include 3 hours per month of Code Enforcement special legal services."

2. Section 3.7.3(d) is hereby amended in its entirety to read as follows:

"(d) Redevelopment, Successor Agency, and Housing Issues;"

3. Section 3.7.4 of the Agreement is hereby amended in its entirety to read as follows:

"3.7.4 Special Legal Services – Rates. The Client shall pay for Special Legal Services at the following rates:

Partners/Of Counsel/Associate Attorneys	\$295
Paralegal/Law Clerks	\$160."

4. Except as otherwise specifically set forth in this First Amendment, the remaining provisions of the Agreement shall remain in full force and effect.

IN WITNESS WHEREOF, the parties have executed this First Amendment to the General Counsel Legal Service Agreement on the date above written.

CITY OF CLAYTON, CA

BEST BEST & KRIEGER LLP

By: _____
Howard Geller, Mayor

By: _____
Malathy Subramanian, Partner

CLAYTON SUCCESSOR AGENCY

By: _____
Howard Geller, Chair

OAKHURST GEOLOGICAL HAZARD ABATEMENT DISTRICT

By: _____
Keith Haydon, Chair



BEST BEST & KRIEGER
ATTORNEYS AT LAW

Indian Wells
(760) 568-2611
Irvine
(949) 263-2600
Los Angeles
(213) 617-8100
Ontario
(909) 889-8584

2001 N. Main Street, Suite 390, Walnut Creek, CA 94596
Phone: (925) 977-3300 | Fax: (925) 977-1870 | www.bbklaw.com

Riverside
(951) 686-1450
Sacramento
(916) 325-4000
San Diego
(619) 525-1300
Washington, DC
(202) 785-0600

Malathy Subramanian
(925) 977-3303
malathy.subramanian@bbklaw.com

June 14, 2016

Received

JUN 14 2016

City of Clayton

VIA EMAIL

Gary Napper
City Manager
City of Clayton
6000 Heritage Trail
Clayton, CA 94517

Re: Amendment to Legal Services Contract

Dear Gary:

As we discussed, our rates for legal services for the City have not been increased since we first executed our legal services agreement in 2011. Beginning with the next fiscal year (July 1, 2016), I would like to request a contract amendment to increase the rates by approximately 6% for the retainer services and approximately 7% for special legal services, which equates to half of the CPI for the last 5 years. In addition, I also modified the description of services to expand redevelopment services to include, successor agency and housing issues in light of the changes in law.

An amendment to our agreement reflecting the proposed rates is attached. Please let me know if you have any questions. It has truly been a pleasure working with you, City Staff, and the City Council.

Very truly yours,

Mala Subramanian
of Best Best & Krieger LLP



Agenda Date: 6-21-2016
Agenda Item: 5a GHAD

GHAD STAFF REPORT

TO: HONORABLE CHAIRPERSON AND BOARD MEMBERS

FROM: RICK ANGRISANI, DISTRICT MANAGER

DATE: JUNE 21, 2016

SUBJECT: CONSIDERATION OF DISTRICT BUDGET FOR FY 2016-17 AND RESOLUTION OF INTENTION TO LEVY ASSESSMENTS

RECOMMENDATION

Approve the FY 2016-17 Budget and Resolution of Intention.

BACKGROUND

The attached Budget Report for FY 2016-17 has been prepared and submitted for the Board's consideration.

If the proposed budget and assessments are acceptable to the Board, it is recommended the Board approve the attached Resolution approving the budget, announcing the Board of Directors' intention to levy assessments, setting July 19, 2016 as the Public Hearing date, and directing the mailing of notices to affected property owners.

FISCAL IMPACT

Since the real property owners within the GHAD voted against any significant increases in the annual assessment several years ago, the GHAD has only been able to levy minimal assessments which cover little more than administrative costs and minor maintenance tasks in the City-owned open space areas.

Again, this year the District is forced to include a budget figure of more than \$16,000 to cover the significant surcharge in general liability insurance premiums due to the potential exposure and defense costs related to various property owners' lawsuits.

Date: June 21, 2016

Page 2 of 2

The completion of the dewatering wells in Kelok Way (funded by lawsuit settlement funds) in 2013 now require ongoing monitoring to ensure the wells are operating as intended. However, with the 4-year drought the District has been able to reduce the frequency of the monitoring. After this winter's rains, we are proposing to have the Kelok wells, as well as the Pebble beach Drive inclinometers, inspected.

Since the ongoing maintenance of drainage facilities (v-ditches, catch basins, etc.) in the open space parcels should not be deferred, staff is proposing an annual set-aside of \$5,000 in the budget.

CONCLUSION

Staff recommends approval of the attached Budget and the Resolution of Intention.

Attachments: 2016-17 Budget Report
Resolution of Intention
Notice of Public Hearing

GHAD BUDGET REPORT

DATE: JUNE 21, 2016

TO: BOARD OF DIRECTORS

FROM: RICK ANGRISANI, DISTRICT MANAGER

RE: FISCAL YEAR 2016-17

BACKGROUND

In April 2000, the property owners within the Oakhurst Geological Hazard Abatement District (GHAD) approved, by ballot, assessments to cover the routine maintenance and operations needs of the District. The ballot measure also allowed increases in the annual assessment not to exceed the annual rise in the Bay Area Consumer Price Index (CPI). These annual assessments are the only source of revenues to the District as it is solely funded by the private property owners within the District. Without the real property owners' approval, the District cannot create or mandate additional revenues to fund hazard abatement or prevention services.

Kelok Way Dewatering Wells

The installation of six large dewatering wells and inclinometers to increase the stability of the large slope between Kelok Way and North Valley Park was completed in 2013. We received a monitoring report from Stevens, Farrone & Bailey (SFB - original geotechnical engineer) in August, 2015 indicating that there was no significant change in water levels/pressure when compared to the levels at the time of well installation. SFB could not determine any rate of movement as that will require follow-up measurements.

With the significant winter rains, we need to determine the impact on the slope stability, if any. Therefore, we are proposing to request that SFB perform another survey in August to get a year-to-year comparison. Proposed appropriation included in the budget for this work is \$5,000.

Pebble Beach Movement

In September of 2014, at the request of a resident, and with the Board's approval, we had Berlogar Stevens & Associates take readings on the two inclinometers installed along Pebble Beach Drive in March, 2007 and to inspect the v-ditches in the slope below Pebble Beach Drive (neither had been checked since February, 2010). The inclinometer in the street (SI-1) indicates continued displacement between depths of 0 to 9 feet with a maximum displacement of 1 inch at the surface. The inclinometer in the slope below the street (SI-2) has pinched at a depth of 72 feet thereby prohibiting measurement below that depth. The readings in the upper 72 feet indicate that the upper area is moving as a block, though the amount of movement is unknown.

As with the Kelok Way slope, we need to determine the impact of this past rainy season on the slope stability, if any. Therefore, we are proposing to request that

Berlogar perform another survey in August to get a year-to-year comparison. Proposed appropriation included in the budget for this work is \$5,000.

V-ditch Inspection and Maintenance

As we move forward, we are finding that the concrete v-ditches continue to move slightly and are requiring more and more crack sealing and, occasionally, removal and replacement.

We are proposing to set aside \$5,000 in this year's budget for such work.

Fund Balance (reserves)

The GHAD's fund balance is expected to have a surplus of \$31,096 at the end of FY 2015-16. Due to the proposed monitoring activities and v-ditch set-aside, we are anticipating a draw on the fund balance of \$5,611.14. This results in an anticipated July 1, 2017 ending fund balance of approximately \$25,484.

Presley Lawsuit Settlement Fund Balance

This fund balance is projected to stand at approximately \$122,283 in remaining funds from the original Presley lawsuit settlement (2003) at June 30, 2015. It was, of course, originally intended that the remaining original Presley lawsuit settlement funds be used to rehabilitate the street pavement in the Keller Ridge area once the ongoing movement ceased. While some pavement work has been accomplished, having no other reserves and no interest by the property owners in raising the annual assessments, the District has no choice but to eventually use these funds to cover any of the District's funding shortfalls that may occur for as long as possible.

FY 2016-17 BUDGET

This Budget proposes to continue funding just the routine operations, along with the ongoing monitoring and legal defense costs, of the District through the allowable annual assessments. The year to year increase allowable per the most current CPI is 2.7% (April 2015 to April 2016, San Francisco-Oakland-San Jose, All Items, All Urban Consumers Index published by the U.S. Bureau of Labor Statistic).

Following is the recommended budget for the GHAD for FY 2016-17:

EXPENSES

Postage	\$700.00
Insurance Premium Surcharge (transfer to General Fund)	16,110.00
County Collections Charge	1,200.00
Engineering Services	3,000.00
Kelok Way/Pebble Beach Monitoring	10,000.00
V-ditch Inspection/Maintenance	5,000.00
Legal Services	1,000.00
Miscellaneous	270.00
Administration (transfer to General Fund)	<u>6,980.00</u>

TOTAL EXPENSES **\$44,260.00**

INCOME

Property Assessments	\$38,398.86
Interest on Funds	<u>250.00</u>
<i>TOTAL INCOME</i>	\$38,648.86
Decrease to GHAD Fund Balance	\$ (5,611.14)

FY 2016-17 PROPERTY ASSESSMENTS

As stated above, the annual assessment will be the same as last year except for an increase consistent with the increase in the CPI. Exhibit A explains the methodology of the assessments and provides a summary of the proposed assessment for this year.

EXHIBIT A

OAKHURST GEOLOGICAL HAZARD ABATEMENT DISTRICT

METHOD OF ASSESSMENT

A Geological hazard abatement district is essentially a benefit assessment district. Therefore, the assessments must be apportioned to individual parcels according to the benefit received.

Based upon discussions with the City's consultant, Randy Leptien of Leptien, Cronin & Cooper, the various areas and types of development in Oakhurst require that the assessments be broken down by area as well as type of unit. The areas have been broken down to reflect, as much as possible, units with an equal amount of risk and benefit.

The total development has been divided into three areas for assessment:

Area 1	Lower 6000's, lower 5000's, Duets, and Townhouses
Area 2	Upper 6000's, upper 5000's, 8,000's, condominiums
Area 3	10000's

After reviewing the needs of each area and the benefits of the District to each area, we have assigned each area the following share of the District's costs (including reserves);

Area 1	25%
Area 2	50%
Area 3	25%

As will be noted, the number of units in each area is not considered a factor and the amount of assessment per unit will vary greatly from area to area. Since there are different types of housing mixed in Areas 1 and 2, we have assigned different assessment units to each type of housing as follows:

Single Family (regardless of size)	1.00
Duets	0.75
Multi-family	0.50

District Boundaries

As of FY 1999-00, the District was complete and consisted of 200 single family homes, 226 duets, and 169 townhouses in Area 1; 612 single family homes and 136 condos in Area 2; and 141 single family homes in Area 3.

SUMMARY OF ASSESSMENTS

AREA I 2016-17 ASSESSMENT				Total =	\$9,638.94	
Subarea	# Units	Type	Factor	Ass. Units	16/17 Asses	Total
Tr. 6990	92	sfd	1.00	92.00	\$21.22	\$1,952.24
Tr. 7065	108	duets	0.75	81.00	\$15.90	\$1,717.20
Tr. 7066	117	multifamily	0.50	58.50	\$10.66	\$1,247.22
Tr. 7303	52	multifamily	0.50	26.00	\$10.66	\$554.32
Tr. 7311	118	duets	0.75	88.50	\$15.90	\$1,876.20
Tr. 7768	55	sfd	1.00	55.00	\$21.22	\$1,167.10
Tr. 7769	53	sfd	1.00	53.00	\$21.22	\$1,124.66
Subtotals	595			454.00		\$9,638.94
AREA II 2016-17 ASSESSMENT				Total =	\$19,171.92	
Subarea	# Units	Type	Factor	Ass. Units	16/17 Asses	Total
Tr. 7256	70	sfd	1.00	70.00	\$28.18	\$1,972.60
Tr. 7257	60	sfd	1.00	60.00	\$28.18	\$1,690.80
Tr. 7260	75	sfd	1.00	75.00	\$28.18	\$2,113.50
Tr. 7261	70	sfd	1.00	70.00	\$28.18	\$1,972.60
Tr. 7262	99	sfd	1.00	99.00	\$28.18	\$2,789.82
Tr. 7263	101	sfd	1.00	101.00	\$28.18	\$2,846.18
Tr. 7264	102	sfd	1.00	102.00	\$28.18	\$2,874.36
Tr. 7766	35	sfd	1.00	35.00	\$28.18	\$986.30
Tr. 7766	60	multifamily	0.50	30.00	\$14.16	\$849.60
Tr. 7767	76	multifamily	0.50	38.00	\$14.16	\$1,076.16
Subtotals	748			680.00		\$19,171.92
AREA III 2016-17 ASSESSMENT				Total =	\$9,588.00	
Subarea	# Units	Type	Factor	Ass. Units	16/17 Asses	Total
Tr. 7249	69	sfd	1.00	69.00	\$68.00	\$4,692.00
Tr. 7255	72	sfd	1.00	72.00	\$68.00	\$4,896.00
Subtotals	141			141.00		\$9,588.00
Grand Totals	1,484			1,275.00		\$38,398.86

GHAD RESOLUTION NO. - 2016

A RESOLUTION APPROVING A BUDGET AND DECLARING INTENTION TO LEVY AND COLLECT ASSESSMENTS FOR THE OAKHURST GEOLOGICAL HAZARD ABATEMENT DISTRICT FOR FISCAL YEAR 2016-17, AND GIVING NOTICE OF THE TIME AND PLACE FOR HEARING ON THE LEVY OF THE PROPOSED ASSESSMENT.

**THE BOARD OF DIRECTORS
OAKHURST GEOLOGICAL HAZARD ABATEMENT DISTRICT
City of Clayton, California**

WHEREAS, by Resolution No. 5-89, the Clayton City Council formed the Oakhurst Geological Hazard Abatement District (herein "GHAD"), pursuant to Division 17, Geological Hazard Abatement Districts, of the Public Resources Code, Section 26500 et seq.; and

WHEREAS, the District Manager has prepared and filed a Budget Report with the Board of Directors setting forth, among other things, the proposed assessments upon assessable lots and parcels of land within the GHAD for fiscal year 2016-17, which report is dated June 21, 2016; and

WHEREAS, the proposed assessments do not represent an increase in excess of the latest annual increase in the Bay Area CPI (CPI-U), such annual increase formula having been approved by the voters of GHAD on April 18, 2000; and

WHEREAS, the Board of Directors reviewed the Budget Report at its regular meeting on June 21, 2016, and found same to be satisfactory and in compliance with Section 26651 of the Public Resources Code; and

WHEREAS, it is now necessary for the Board of Directors to establish the date for the public hearing on levying of the proposed assessments for fiscal year 2016-17 and to direct the Secretary to give the required notice of such hearing;

NOW, THEREFORE, IT IS HEREBY RESOLVED by the Board of Directors of the GHAD as follows:

1. The Budget Report, dated June 21, 2016, prepared by the District Manager and each part thereof, is sufficient in each particular, has fairly and properly apportioned the cost of the maintenance and improvement to each parcel of land in the GHAD in proportion to the estimated benefits to be received by each parcel respectively from such maintenance and improvements, is hereby approved as filed and is, by reference, included herein.

2. The Board of Directors hereby declares its intention to levy and collect assessments within the GHAD for fiscal year 2016-17, as follows:

<u>GHAD AREA</u>	<u>SUBD</u>	<u># UNITS</u>	<u>TYPE</u>	<u>\$ ASSESS PER LOT</u>	<u>TOTAL \$ PER SUBD</u>
I	6990	92	Sfd	\$21.22	\$1,952.24
I	7065	108	Duets	\$15.90	\$1,717.20
I	7066	117	multi-family	\$10.66	\$1,247.22
I	7303	52	multi-family	\$10.66	\$554.32
I	7311	118	Duets	\$15.90	\$1,876.20
I	7768	55	Sfd	\$21.22	\$1,167.10
I	7769	53	Sfd	\$21.22	\$1,124.66
II	7256	70	Sfd	\$28.18	\$1,972.60
II	7257	60	Sfd	\$28.18	\$1,690.80
II	7260	75	Sfd	\$28.18	\$2,113.50
II	7261	70	Sfd	\$28.18	\$1,972.60
II	7262	99	Sfd	\$28.18	\$2,789.82
II	7263	101	Sfd	\$28.18	\$2,846.18
II	7264	102	Sfd	\$28.18	\$2,874.36
II	7766	35	Sfd	\$28.18	\$986.30
II	7766	60	multi-family	\$14.16	\$849.60
II	7767	76	multi-family	\$14.16	\$1,076.16
III	7249	69	Sfd	\$68.00	\$4,692.00
III	7255	72	Sfd	\$68.00	\$4,896.00
	Total	1484 lots		TOTAL	\$38,398.86

3. The GHAD consists of a portion of the City of Clayton as shown on the GHAD Diagram on file with the Secretary.

4. The Budget Report of the District Manager on file with the Secretary contains a fully detailed description of the proposed maintenance and improvements, consisting

of open space inspection and the maintenance thereof, with the estimated cost of the maintenance and improvements, a diagram of the District, and a proposed assessment of the estimated cost of such maintenance and improvements.

5. **On Tuesday, July 19, 2016, at or near the hour of 7:00 p.m., of said day, at a regular Board of Directors meeting at Hoyer Hall in the Clayton Community Library situated at 6125 Clayton Road, Clayton, California,** the regular meeting place of the GHAD Board of Directors, any and all persons having any interest in the lands within the GHAD, liable to be assessed for the expenses of the GHAD for fiscal year 2016-17, may be heard, and any such persons may also present any objections that they may have by written protest, filed with Secretary at or before the time set for hearing.

6. The Secretary shall give notice of the passage of this resolution and of the time and place of hearing of protests as herein designated by causing a notice of the passage of this resolution and of the time and place of hearing of protests to be mailed to all owners of property within the GHAD as required by Section 26652 of the Public Resources Code.

Passed, Approved and Adopted by the Board of Directors of the GHAD at a regular public meeting thereof held on June 21, 2016, by the following vote:

AYES:

NOES:

ABSTAIN:

ABSENT:

THE BOARD OF DIRECTORS OF GHAD

KEITH HAYDON, Chairman

ATTEST:

Janet Brown, Secretary

* * * * *

I hereby certify that the foregoing resolution was duly and regularly passed by the Board of Directors of the GHAD at a regular meeting held on June 21, 2016.

Secretary

NOTICE OF PUBLIC HEARING ON THE LEVYING OF ASSESSMENTS ON REAL PROPERTY IN THE OAKHURST GEOLOGICAL HAZARD ABATEMENT DISTRICT PURSUANT TO PUBLIC RESOURCES CODE SECTION 26652.

KNOW ALL INTERESTED PARTIES BY THIS NOTICE THAT:

1. The District Manager did present on June 21, 2016, to the Board of Directors, his report dated June 21, 2016, indicating a total budget for FY 2016-17 of \$44,260.00 and recommending the assessments shown on the attached table to pay for the obligations of the Oakhurst Geological Hazard Abatement District ("District") during the 2016-17 fiscal year.

2. The Board of Directors accepted and approved the report on June 21, 2016, by adopting GHAD Resolution No. XX-2016, which set forth, among other things:

- a. The Board's intent to levy and collect a per unit assessment in accordance with the recommendations of the District Manager as specified to pay for the obligations of said District during the 2016-17 fiscal year.
- b. The date of Tuesday, July 19, 2016, at 7:00 p.m., at Hoyer Hall in the Clayton Community Library, situated at 6125 Clayton Road, Clayton, California, as the date, time and place for hearing protests against the levying of said assessments in the District for the cost of operating in fiscal year 2016-17.

3. The per unit assessments for the 2015-16 fiscal year were as shown on the attached table. The proposed per unit assessments, representing an increase of less than the latest annual increase in the San Francisco, All Items, All Urban Consumers Index (2.7%; May '15 - May '16) and therefore within the formula limits previously approved by ballot, do not constitute an increase in assessments.

4. A general description of the items to be maintained and operated in the District and paid for by the assessment is as follows: open space areas and geological hazard mitigation devices and improvements.

5. All interested parties may obtain further particulars concerning the proposed per unit assessments in the District and a description and map of the boundaries of the District by referring to GHAD Resolution XX-2016, and the report of June 21, 2016, which are on file with the Secretary in the Clayton City Office. In addition, interested parties may contact the District Manager directly by phone at (925) 363-7433 or in person at 1470 Civic Court, Suite 320, Concord, California, or view the reports at www.ci.clayton.ca.us.

NOW, THEREFORE, any and all persons having any interest in lands within the District liable to be assessed for the expenses of the district for fiscal year 2016-17, may appear at the public hearing, the time and place thereof being set forth above, and offer protest to said assessments, and any of said persons may also present any objections that they may have by written protest filed with the Secretary, Oakhurst Geological Hazard Abatement District, City of Clayton, 6000 Heritage Trail, Clayton, California, 94517, at or before the time set for public hearing.

JANET BROWN
Secretary
Oakhurst Geological Hazard Abatement District

DATED: June 21, 2016

**OAKHURST GEOLOGICAL HAZARD ABATEMENT DISTRICT
PROPOSED ANNUAL ASSESSMENTS
FISCAL YEAR 2016/17**

<u>GHAD AREA</u>	<u>SUBD. NAME</u>	<u>SUBD. #</u>	<u># UNITS</u>	<u>TYPE</u>	<u>PROPOSED ASSESS.</u>	<u>2015-2016 ASSESS.</u>	<u>ANNUAL \$ INCREASE</u>
I	Windmill Canyon I	6990	92	6,000 sf	\$20.66	\$21.22	0.56
I	Black Diamond I	7065	108	Duets	\$15.48	\$15.90	0.42
I	Chaparral Springs I	7066	117	Multi-family	\$10.38	\$10.66	0.28
I	Chaparral Springs II	7303	52	Multi-family	\$10.38	\$10.66	0.28
I	Black Diamond II	7311	118	Duets	\$15.48	\$15.90	0.42
I	Oak Hollow IIA	7768	55	5,000 sf	\$20.66	\$21.22	0.56
I	Oak Hollow IIB	7769	53	5,000 sf	\$20.66	\$21.22	0.56
II	Eagle Peak I	7256	70	8,000 sf	\$27.44	\$28.18	0.74
II	Eagle Peak II	7257	60	8,000 sf	\$27.44	\$28.18	0.74
II	Falcon Ridge I	7260	75	8,000 sf	\$27.44	\$28.18	0.74
II	Falcon Ridge II	7261	70	8,000 sf	\$27.44	\$28.18	0.74
II	Windmill Canyon II	7262	99	6,000 sf	\$27.44	\$28.18	0.74
II	Windmill Canyon III	7263	101	6,000 sf	\$27.44	\$28.18	0.74
II	Windmill Canyon IV/Ironwood	7264	102	6,000 sf	\$27.44	\$28.18	0.74
II	Oak Hollow I	7766	35	5,000 sf	\$27.44	\$28.18	0.74
II	Diablo Ridge I	7766	60	Multi-family	\$13.78	\$14.16	0.38
II	Diablo Ridge II	7767	76	Multi-family	\$13.78	\$14.16	0.38
III	Peacock Creek I	7249	69	10,000 sf	\$66.20	\$68.00	1.80
III	Peacock Creek II	7255	72	10,000 sf	\$66.20	\$68.00	1.80