

PRSR STD  
U.S. Postage  
PAID  
Redwood City,  
CA  
Permit No.688

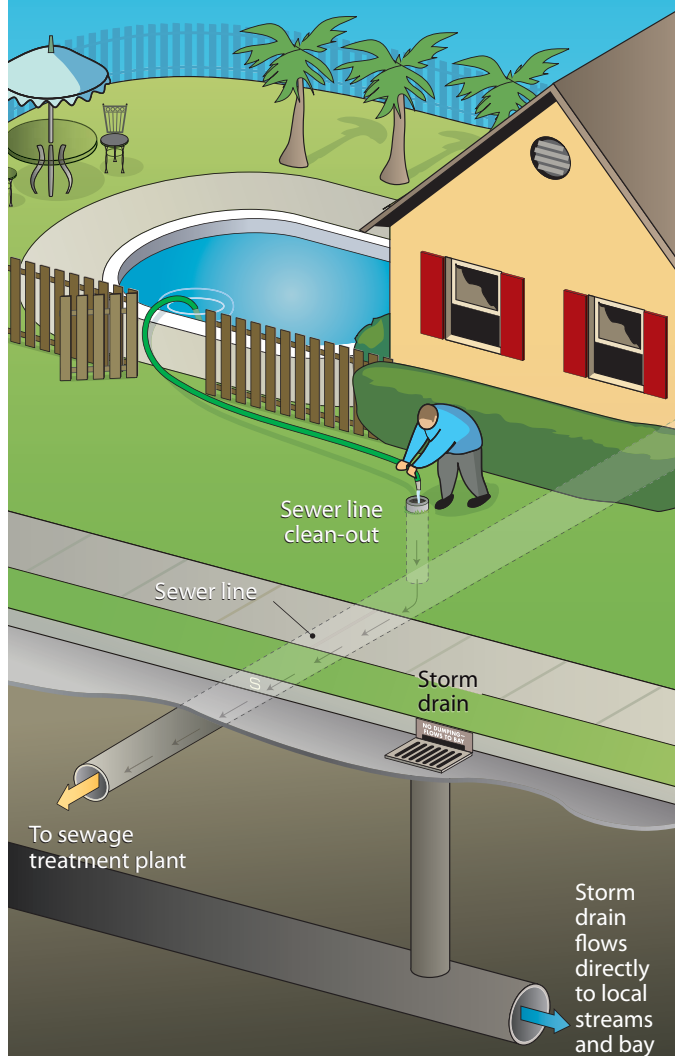
PRIORITY MAIL

Contra Costa Clean Water Program  
255 Glacier Drive  
Martinez, CA 94553



# DRAINING POOLS & SPAS

Keep pool, spa and  
fountain water out of  
storm drains, creeks and  
the Bay.



Storm drains flow directly  
into our creeks and  
the Bay.

## Did you know...?

- Draining pools, spas and fountains to storm drains can pollute creeks, the Delta and the Bay with copper, chlorine, sediments and other contaminants. Storm drains flow directly into our creeks, Delta and the Bay without treatment.
- Pools, spas and fountains should only be discharged to the sanitary sewer and only after obtaining permission from your local wastewater treatment authority.
- Copper is a pollutant that threatens aquatic life in our creeks, Delta and the Bay. It is used as an algaecide in pools, spas and fountains and copper pipes commonly used in pool plumbing.
- Wastewater treatment plants remove some, but not all, copper from sewage. It's essential to reduce or eliminate the use of copper in pools, spas and fountains so that disposal of pool water to the sanitary system is possible.

A properly maintained pool,  
spa and fountain will reduce  
the need for draining.

## Maintaining

- Prevent algae problems and reduce the need for draining by: cleaning regularly, maintaining proper chlorine levels and maintaining water filtration and circulation.
- Manage pH and water hardness to minimize copper pipe corrosion that can stain your pool and potentially end up in our creeks, Delta and the Bay.
- Resolve persistent algae problems without copper algaecides. Use chlorine or other copper-free alternatives. Ask your pool maintenance service or pool chemical supplier for help. Or search for environmentally-friendly algaecides on the internet.

## Filter Cleaning

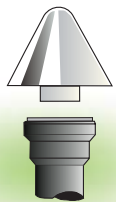
- Never clean a filter in the street, gutter, or in or near a storm drain.
- Rinse cartridge filters with water onto a dirt area and spade filter residue into the soil.
- Backwash sand and diatomaceous earth filters onto a dirt area. Dispose of spent filter materials in the trash. Keep backwash discharges out of the street and storm drain.
- If you don't have a suitable dirt area, contact your local wastewater treatment authority listed in this brochure for instructions on discharging to the sanitary sewer.
- Contact your local household hazardous waste facility regarding proper disposal of pool chemicals. <http://www.co.contra-costa.ca.us/depart/cd/recycle/options/v5951.htm>



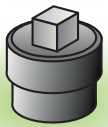
# Draining

- Contact local wastewater treatment authority to properly dispose.
- Don't drain into a street, gutter or storm drain.
- Discharge water to a sanitary sewer cleanout.
- If you are on a septic system or have no sanitary sewer clean-out, contact your wastewater treatment authority listed in this brochure for guidance.

## What does a sanitary sewer clean-out look like?



Look on your property for a small circular cap on a pipe, with a raised square or mushroom-shaped cone on it, sticking out of your house or out of the ground. These caps often cover clean-outs.



OR...

Look on your property for a concrete or metal cover marked "SEWER," "C.O." or "S." Clean-outs are often located under them.



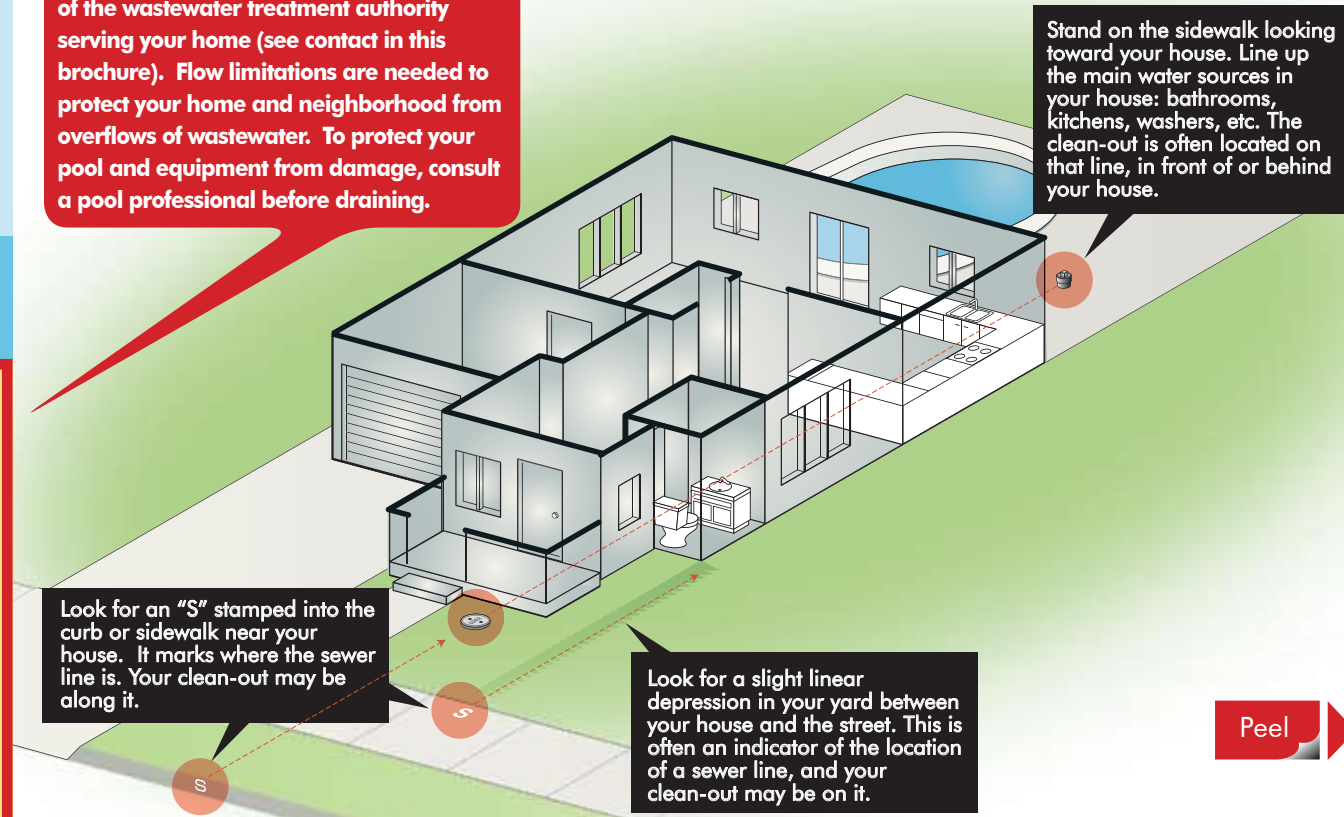
In either case, remove the cap and place the hose in the pipe to drain. To prevent backflow, don't let the end of the hose touch the bottom of the sewer pipe while draining.



# Tips for finding your clean-out

Not all cities use the same method to mark their sewer systems. If you have trouble locating your clean-out, contact your local wastewater treatment authority. See "Contacts" list at right.

**PLEASE NOTE:** Use of a clean-out to discharge pool water needs approval of the wastewater treatment authority serving your home (see contact in this brochure). Flow limitations are needed to protect your home and neighborhood from overflows of wastewater. To protect your pool and equipment from damage, consult a pool professional before draining.



There are a number of places to look for your sanitary sewer clean-out. Start by checking to see if there's an "S" stamped into the concrete of your curb or sidewalk. This marks the location of the sewer line, and your clean-out may be aligned with this marking.

Check on outside walls of the kitchen or baths, or somewhere on your property that is aligned with the drains of your kitchen or baths.

Finally, check to see if there is a slight depression in the ground leading out to the street. It may mark the location of the sewer line, and the clean-out may be along that line.



Sanitary sewer clean-outs are most often found along the sewer line, which is usually aligned with the sewer lines for the house.

# Contacts

- For information about draining pools or spas:
- |                           |  |
|---------------------------|--|
| <b>Alamo</b>              | Central Contra Costa Sanitary District |
| <b>Antioch</b>            | Delta Diablo Sanitation District       |
| <b>Bay Point</b>          | Delta Diablo Sanitation District       |
| <b>Bethel Island</b>      | Ironhouse Sanitary District            |
| <b>Brentwood</b>          | City Of Brentwood                      |
| <b>Byron</b>              | Byron Sanitary District                |
| <b>Clayton</b>            | Central Contra Costa Sanitary District |
| <b>Clyde</b>              | Central Contra Costa Sanitary District |
| <b>Concord</b>            | Central Contra Costa Sanitary District |
| <b>Crockett</b>           | Crockett Sanitary Department           |
| <b>Danville/Blackhawk</b> | Central Contra Costa Sanitary District |
| <b>Diablo</b>             | Central Contra Costa Sanitary District |
| <b>Discovery Bay</b>      | Town of Discovery Bay CSD              |
| <b>El Cerrito</b>         | East Bay Municipal Utility District    |
| <b>El Sobrante</b>        | West County Wastewater District        |
| <b>Hercules</b>           | City of Pinole                         |
| <b>Kensington</b>         | East Bay Municipal Utility District    |
| <b>Knightsen</b>          | Ironhouse Sanitary District            |
| <b>Lafayette</b>          | Central Contra Costa Sanitary District |
| <b>Martinez</b>           | Central Contra Costa Sanitary District |
|                           | Mt. View Sanitary District             |
| <b>Moraga</b>             | Central Contra Costa Sanitary District |
| <b>Oakley</b>             | Ironhouse Sanitary District            |
| <b>Orinda</b>             | Central Contra Costa Sanitary District |
| <b>Pacheco</b>            | Central Contra Costa Sanitary District |
| <b>Pinole</b>             | City of Pinole                         |
|                           | West County Wastewater District        |
| <b>Pittsburg</b>          | Delta Diablo Sanitation District       |
| <b>Pleasant Hill</b>      | Central Contra Costa Sanitary District |
| <b>Port Costa</b>         | Crockett Sanitary Department           |
| <b>Richmond</b>           | City of Richmond                       |
|                           | West County Wastewater District        |
|                           | East Bay Municipal Utility District    |
| <b>Rodeo</b>              | Rodeo Sanitary District                |
| <b>San Pablo</b>          | West County Wastewater District        |
| <b>San Ramon</b>          | Central Contra Costa Sanitary District |
|                           | Dublin San Ramon Services District     |
| <b>Walnut Creek</b>       | Central Contra Costa Sanitary District |

Keep your pool, spa and fountain water out of storm drains. Discharge water to a sanitary sewer clean-out with approval from your Wastewater Treatment Authority.

For more information:  
[www.ccleanwater.org](http://www.ccleanwater.org)

**PLEASE STICK THIS REMINDER ON YOUR PUMP EQUIPMENT.**

Wastewater Treatment Authorities	
<b>Byron Sanitary District</b>	(925) 634-5560
<b>Central Contra Costa Sanitary District</b>	(925) 229-7288
<b>City of Brentwood</b>	(925) 516-6060
<b>City of Hercules</b>	(510) 724-8963
<b>City of Pinole</b>	(510) 724-8963
<b>City of Richmond</b>	(510) 412-2062
<b>Crockett Sanitary Department</b>	(510) 787-2992
<b>Delta Diablo Sanitation District</b>	(925) 756-1900
<b>Dublin San Ramon Services District</b>	(925) 875-2336
<b>East Bay Municipal Utility District</b>	(510) 287-1651
<b>Ironhouse Sanitary District</b>	(925) 625-2279
<b>Mt. View Sanitary District</b>	(925) 228-5635
<b>Rodeo Sanitary District</b>	(510) 799-2970
<b>Town of Discovery Bay CSD</b>	(925) 634-1131
<b>West County Wastewater District</b>	(510) 237-6603

♻️ Printed on recycled paper using soy-based inks.

The Contra Costa Clean Water Program acknowledges the Santa Clara Valley Urban Runoff Pollution Prevention Program for use of this brochure.